

# SHIGEMATSU WORKS CO., LTD.

## Donning Instructions for Disposable Particulate Respirator DD11N-S2

### IMPORTANT

Users must read the instructions and use the respirator following these instructions.

### FITTING

#### ● Check before donning

Users must check the following items before use.


If you find the nonconformity, please exchange to new one.

1. If there is damage.
2. If mask is stained or dirty.
3. If the straps do not hold the mask securely to the face.


#### ● Donning Procedures

1. Check the top and bottom of the respirator to confirm the printing of filtering facepiece label to the side of chin.


Extend the lower position head strap and hang the respirator to the neck.



2. Hold respirator in one hand to cover the nose and hook the upper head strap to top of the head by the other hand.



3. Adjust the tension of head straps confirming the fitting to face.



### ● Seal Check Procedures

Users are requested to select respirators which fit the face of the wearer in order to make sure the performance of the respirator.

Conduct the fit testing by the following procedures and please confirm the good fit before using.

1. Wear respirator same as in the work.
2. Exhale covering the respirator surface by both hands.
3. Please confirm no leakage of the exhalation breathing from facepiece when exhaling.

If wearer feels leakage, please adjust the fitting conditions until feeling no leakage.



### **SHIGEMATSU WORKS CO., LTD.**

3-13-8 Sotokanda, Chiyoda-ku, Tokyo  
101-0021, JAPAN  
TEL : +81-3-3255-0255  
[http : //www.sts-japan.com](http://www.sts-japan.com)  
E-mail : [info@sts-japan.com](mailto:info@sts-japan.com)