




FormFit™ Particulate Respirator

Part No. 80101
NIOSH APPROVED



- Di-Electric
- Contoured Nose Cushion
- Adjustable Buckle
- Latex Free Headstrap




N95 FormFit™ Particulate Respirator

Box of 20
Part No. 80101

42CFR84 Approved Product



MADE IN CHINA



These respirators are approved only in the following configurations:

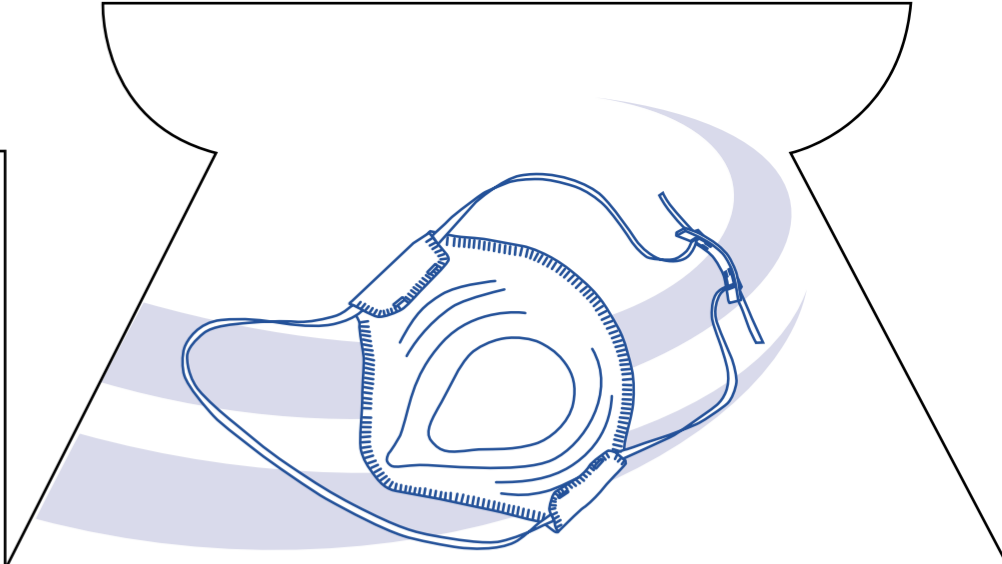
TC-	Protection ¹	Respirators	Cautions and Limitations ²
84A-4007	N95	80101	ABCJMNP

1. Protection
- N-95 Particulate filter (95% filter efficiency level) effective against particulate aerosols free of oil; time use restrictions may apply.
2. Cautions and Limitations
- A - Not for use in atmospheres containing less than 19.5% oxygen.
 - B - Not for use in atmospheres immediately dangerous to life or health.
 - C - Do not exceed maximum use concentrations established by regulatory standards.
 - J - Failure to properly use and maintain this product could result in injury or death.
 - M - All approved respirators shall be selected, fitted, used and maintained in accordance with MSHA, OSHA and other applicable regulations.
 - N - Never substitute, modify, add or omit parts. Use only exact replacement parts in the configuration as specified by the manufacturer.
 - O - Refer to user's instructions and/or maintenance manuals for information on use and maintenance of these respirators.
 - P - NIOSH does not evaluate respirators for use as surgical masks.

USE RESTRICTIONS

- DO NOT USE** in spray painting or sandblasting operations.
 - DO NOT USE** for protection in asbestos environments.
 - DO NOT USE** for protection against vapors, gases or oil based aerosols.
 - USE AGAINST** non-oil particulate aerosols, such as coal, iron ore, cotton, flour, and for sprays that do not emit vapors or gases.
- DO NOT USE** in spray painting or sandblasting operations.
 - DO NOT USE** for protections in asbestos environments.
 - DO NOT USE** for protection against vapors, gases or oil based aerosols.
 - USE AGAINST** non-oil particulate aerosols, such as coal, iron ore, cotton, flour, and for sprays that do not emit vapors or gases.
- DO NOT USE** in spray painting or sandblasting operations.
 - DO NOT USE** for protections in asbestos environments.
 - DO NOT USE** for protection against vapors, gases or oil based aerosols.
 - USE AGAINST** non-oil particulate aerosols, such as coal, iron ore, cotton, flour, and for sprays that do not emit vapors or gases.

GATEWAY SAFETY INC.
4722 SPRING ROAD • CLEVELAND, OH 44131 • PHONE: 800-822-5347 • FAX: 216-749-0526
WWW.GATEWAYSAFETY.COM



WARNING

- A. A properly selected respirator is essential to protect your health. Consult an Industrial Hygienist or Occupational Safety Professional to determine its suitability for your intended use.
- B. This respirator does not supply oxygen. Use only in well ventilated areas containing sufficient oxygen, at least 19.5%, to support life.
- C. Do not use when concentrations of contaminants are unknown; at levels dangerous to health and life, in excess of 10 times the permissible exposure limit (PEL) or in excess of other regulations.
- D. Leave contaminated area immediately if respirator is damaged, or if any physical distress such as breathing difficulty, dizziness or nausea occurs.
- E. Do not alter, modify or misuse respirator.
- F. Facial hair, beards or certain facial characteristics may prevent a proper fit and thus prevent the use of this respirator.
- G. Keep unused respirators in the display box, stored in a cool, dry, uncontaminated area, away from direct sunlight until use.
- H. Dispose of respirator after single use, increased breathing resistance or hygiene damage.

FITTING INSTRUCTIONS

1. Hold mask in one hand over mouth and nose with straps around back of hand. Pull lower strap over head and fit around neck. Pull upper strap over head and place it above ears.
2. To obtain a positive facial seal, adjust tension of straps. To increase tension, hold buckle and pull loose strap at either side of buckle. Tension may be decreased by holding main strap on side of buckle and pulling-out on buckle.
3. It is the wearer's responsibility to obtain a proper fit. Each time respirator is used, wearer must test fit by cupping both hands over the respirator and exhaling vigorously. If air is felt flowing around nose or leaking around edges, wearer must reposition the respirator and/or adjust the straps until air is no longer felt flowing around the nose or leaking around the edges when wearer exhales.
4. DO NOT enter contaminated area if a proper fit is not obtained.



LIMITED WARRANTY – Manufacturer expressly limits its warranty for this product to the physical standard and specifications set forth on this package. This limited warranty is in lieu of all other warranties, expressed or implied, including, but not limited to merchantability and fitness for particular purposes. It is the responsibility of user to determine the suitability of the product for its intended use based on the physical standard and specifications set forth hereon, and to assume all the risks and liability in connection therewith.