



Patient Safety Component Navigating SSI Reporting in NHSN

Rita Allen, BSN, RN, CIC
NHSN Protocol and Training Team

March 2023

Objectives

- Identify surveillance methods
- Demonstrate how to locate Surgical Site Infection (SSI) resources on the NHSN website
- Review reporting requirements for Monthly Reporting Plans (MRPs), numerator and denominator data

Considerations for Effective Surveillance

Considerations for Effective Surveillance

- Risk Assessment
- Actionable data
- Available resources
- Surveillance periods
- Denominator data
- Collaboration
- Surveillance methods

Surveillance Methods

- Active - Passive
- Patient-based – Laboratory-based
- Prospective - Retrospective
- Priority-directed - Comprehensive

Examples of SSI Surveillance Methods

- Medical record review
- Consult with primary care staff
- Surgeon surveys via mail or telephone
- Patient surveys via mail or telephone
- Automated reports or alerts
- Unit rounding

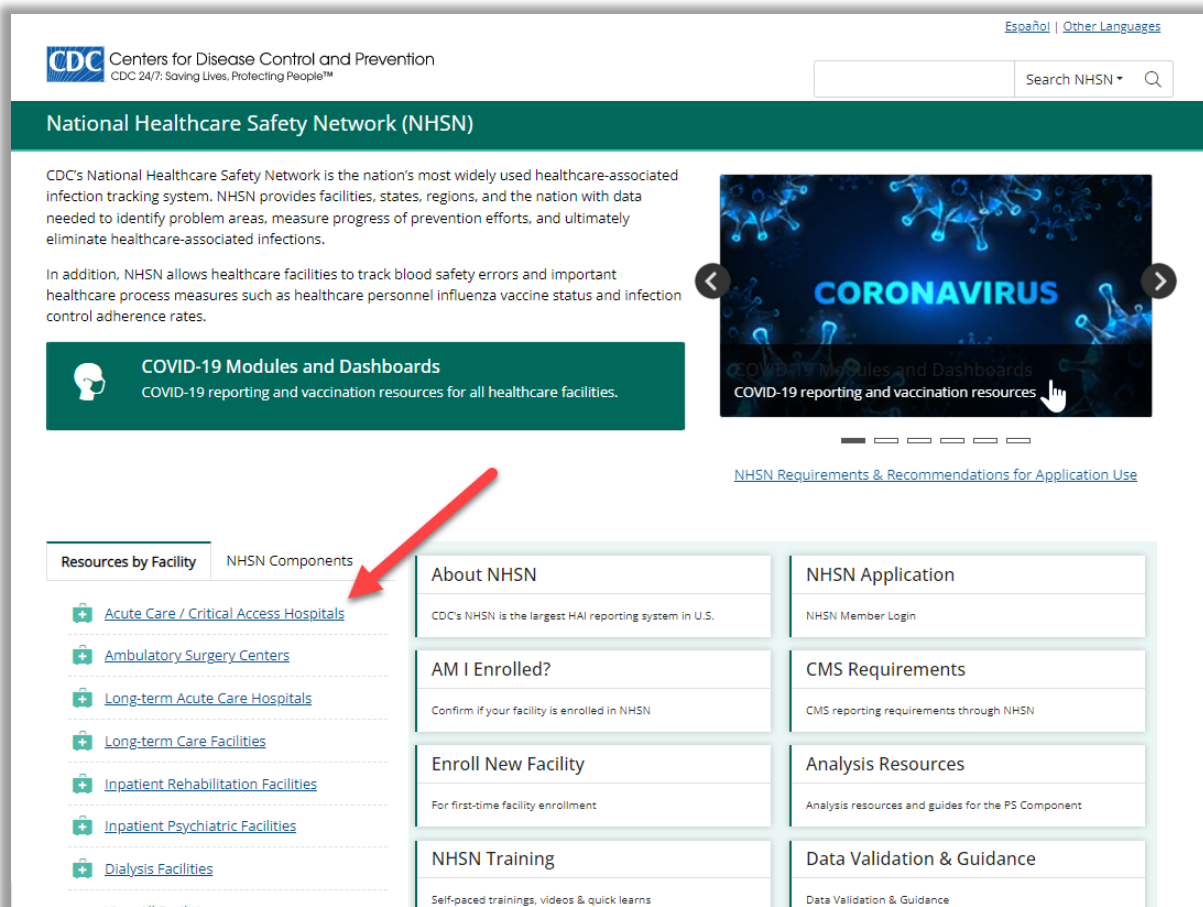


What is NHSN and Why Should I Use It?

- NHSN is a mechanism for collecting and analyzing surveillance data.
- NHSN does not have mandates for reporting, but expects specific data based on facility selections on the Monthly Reporting Plan (MRP)
- The decision to use NHSN may include:
 - Quality Reporting Program participation
 - Your facility internal risk assessment
 - Required reporting by your state or other organizations

NHSN SSI Resources

NHSN Main Page



The screenshot shows the NHSN main page with the following elements:

- Header:** CDC logo and "Centers for Disease Control and Prevention" text. A search bar is located in the top right corner.
- Section Header:** "National Healthcare Safety Network (NHSN)" in a green banner.
- Text:** A paragraph describing NHSN as the nation's most widely used healthcare-associated infection tracking system, and another paragraph mentioning blood safety errors and healthcare process measures.
- COVID-19 Module:** A green box titled "COVID-19 Modules and Dashboards" with a sub-heading "COVID-19 reporting and vaccination resources for all healthcare facilities." Below this is a carousel slide for "CORONAVIRUS" with a hand cursor pointing to "COVID-19 reporting and vaccination resources".
- Navigation:** A link for "NHSN Requirements & Recommendations for Application Use" is located below the carousel.
- Resources by Facility:** A list of facility types with a red arrow pointing to "Acute Care / Critical Access Hospitals":
 - Acute Care / Critical Access Hospitals
 - Ambulatory Surgery Centers
 - Long-term Acute Care Hospitals
 - Long-term Care Facilities
 - Inpatient Rehabilitation Facilities
 - Inpatient Psychiatric Facilities
 - Dialysis Facilities
- NHSN Components:** A grid of links for various NHSN components:
 - About NHSN: CDC's NHSN is the largest HAI reporting system in U.S.
 - NHSN Application: NHSN Member Login
 - AM I Enrolled?: Confirm if your facility is enrolled in NHSN
 - CMS Requirements: CMS reporting requirements through NHSN
 - Enroll New Facility: For first-time facility enrollment
 - Analysis Resources: Analysis resources and guides for the PS Component
 - NHSN Training: Self-paced trainings, videos & quick learns
 - Data Validation & Guidance: Data Validation & Guidance

<https://www.cdc.gov/nhsn/index.html>

<https://www.cdc.gov/nhsn/acute-care-hospital/index.html>

Patient Safety Component (PSC) Page

Patient Safety Component (PSC)





[Print](#)

Use the Patient Safety Component (PSC) to access modules that focus on process measures and events associated with medical devices, surgical procedures, antimicrobial agents used during the provision of healthcare, and multidrug-resistant organisms.




Facilities Reporting in PSC

- [Acute Care / Critical Access Hospitals](#)
- [Long-term Acute Care Hospitals](#)
- [Inpatient Rehabilitation Facilities](#)
- [Inpatient Psychiatric Facilities](#)


PSC Manual

-  [2023 PSC Manual](#)  [PDF - 8 MB]
-  [2022 PSC Manual](#)  [PDF - 8 MB]

New Users

-  [Enroll New Facility](#)
-  [PSC Training](#)
-  [Educational Roadmap](#)

Annual Facility Surveys, Locations & Monthly Reporting Plans

 [Annual Facility Surveys, Locations & Monthly Reporting Plans](#)

SSI Landing Page

PSC Modules & Events

Access relevant training, protocols, data collection forms and supporting materials for each module.

- AUR Module**
Antimicrobial Use & Resist
- BSI Events**
Bloodstream Infections
- CLIP Events**
Central Line Insertion Practice Adherence
- MDRO & CDI Events**
Multidrug-Resistant Organism & *C. difficile* Infections
- PedVAE**
Pediatric Ventilator-associated Events
- Urinary Tract Infections**
- VAE**
Ventilator-associated Events

SSI Events
Surgical Site Infection Events

NHSN Analysis | **PSC Resources**

- Quick Reference Guides
- Frequently Asked Questions
- CMS Requirements

Protocol

Surgical Site Infection (SSI) Events

[Print](#)

Updated January 19, 2023

[Chapter 9: Surgical Site Infection \(SSI\) Event – January 2023](#)

Supporting Chapters

[Chapter 1: NHSN Overview – January 2023](#) [PDF – 350 KB]

[Chapter 3: Patient Safety Monthly Reporting Plan – January 2023](#) [PDF – 300 KB]

[Chapter 15: CDC Location Labels and Location Descriptions – January 2023](#) [PDF – 1 MB]

[Chapter 16: NHSN Key Terms – January 2023](#) [PDF – 300 KB]

[Chapter 17: CDC/NHSN Surveillance Definitions for Specific Types of Infections – January 2023](#) [PDF – 1 MB]

[Top of Page](#)

Data Collection Forms & Instructions

All Data Collection Forms are Print-only

SSI Event

[Surgical Site Infection \(SSI\) form – January 2021 \(57.120\)](#) [PDF – 180 KB]

◦ [Customizable form](#) [DOCX – 80 KB]

[SSI Training](#)

[Educational Roadmap](#)

[CMS Requirements](#)

[HAI Checklists](#)

FAQs

[SSI Events](#)

[Surgical Site Procedure Codes](#)

[Analysis](#)

[Annual Surveys](#)

[Locations](#)

[Miscellaneous](#)

[CDA](#)

[View All FAQs](#)

[Supporting Materials](#)

SSI Protocol

Surgical Site Infection Event (SSI)

Table of Contents

Introduction	1
Settings	2
Requirements.....	2
Surveillance Methods	3
Operative Procedure Codes	3
Definition of an NHSN Operative Procedure	4
SSI Event Details.....	5
Denominator for Procedure Details.....	7
Table 1. Surgical Site Infection Criteria	11
Table 2. Surveillance Periods for SSI Following Selected NHSN Operative Procedure Categories.....	16
Table 3. Specific Sites of an Organ/Space SSI	17
SSI Event (Numerator) Reporting.....	18
Table 4. NHSN Principal Operative Procedure Category Selection List	23
Denominator for Procedure Reporting.....	24
Data Analyses.....	27
Table 5. Inclusion Criteria of SSI in SIR Models	29

Data Collection Forms and Instructions

Data Collection Forms & Instructions

All Data Collection Forms are Print-only

SSI Event

[Surgical Site Infection \(SSI\) form – January 2021 \(57.120\)](#) [PDF – 180 KB]

- [Customizable form](#) [DOCX – 80 KB]
- [Table of Instructions](#) [PDF – 150 KB]

Denominator Form

[Denominator for Procedure – January 2021 \(57.121\)](#) [PDF – 100 KB]

- [Customizable form](#) [DOCX – 60 KB]
- [Table of Instructions](#) [PDF – 200 KB]

Custom Event Form

[HAI Custom Event form – January 2021 \(57.115\)](#) [PDF – 180 KB]

- [Customizable form](#) [DOCX – 80 KB]

****Not to be used for CLABSI, CAUTI, SSI, PedVAE, VAE, pediatric VAP, or LabID events.****

To be used in conjunction with [Chapter 17: CDC/NHSN Surveillance Definitions for Specific Types of Infections](#) [PDF – 2 MB] in the NHSN Patient Safety Manual.

Supporting Forms

- [Annual Facility Surveys](#)
- [Monthly Reporting Plan](#)

[Miscellaneous](#)

[CDA](#)

[View All FAQs](#)

Supporting Materials

[NHSN Organism List \(All Organisms, Common Commensals, MBI Organisms, and UTI Bacteria\) – June 2020](#) [XLS – 560 KB]

[Sample Procedure Import File](#) [XLSX – 25 KB]

[How to Import Patient Safety Procedure Data, January 2020](#) [PDF – 400 KB]

[NHSN Patient Safety Component Alerts](#) [PDF – 1 MB]

[Unusual Susceptibility Profiles Alert – January 2022](#) [PDF – 650 KB]

[Improving Risk-Adjusted Measures of Surgical Site Infection for NHSN](#) [PDF – 527 KB]

SSI Event Form



Form Approved
OMB No. 0920-0666
Exp. Date: 01/31/24
www.cdc.gov/nhsn

Surgical Site Infection (SSI)

Page 1 of 4

*required for saving **required for completion	
Facility ID:	Event #:
*Patient ID:	Social Security #:
Secondary ID:	Medicare #:
Patient Name, Last:	First: Middle:
*Gender: F M Other	*Date of Birth:
Ethnicity (Specify):	Race (Specify):
*Event Type: SSI	*Date of Event:
*NHSN Procedure Code:	ICD-10-PCS or CPT Procedure Code:
*Date of Procedure:	*Outpatient Procedure: Yes No
*MDRO Infection Surveillance:	
<input type="checkbox"/> Yes, this infection's pathogen & location are in-plan for Infection Surveillance in the MDRO/CDI Module <input type="checkbox"/> No, this infection's pathogen & location are not in-plan for Infection Surveillance in the MDRO/CDI Module	
*Date Admitted to Facility:	Location:
Event Details	
*Specific Event:	
<input type="checkbox"/> Superficial Incisional Primary (SIP) <input type="checkbox"/> Superficial Incisional Secondary (SIS) <input type="checkbox"/> Organ/Space (specify site): _____	<input type="checkbox"/> Deep Incisional Primary (DIP) <input type="checkbox"/> Deep Incisional Secondary (DIS)
*Infection present at the time of surgery (PATOS): <input type="checkbox"/> Yes <input type="checkbox"/> No	
*Specify Criteria Used (check all that apply):	
<div style="display: flex; justify-content: space-between;"> <div style="width: 45%;"> <p><u>Signs & Symptoms</u></p> <input type="checkbox"/> Drainage or material† <input type="checkbox"/> Pain or tenderness <input type="checkbox"/> Swelling or inflammation <input type="checkbox"/> Erythema or redness <input type="checkbox"/> Heat <input type="checkbox"/> Fever <input type="checkbox"/> Incision deliberately opened/drained <input type="checkbox"/> Wound spontaneously dehisces <input type="checkbox"/> Abscess <input type="checkbox"/> Other evidence of infection found on invasive procedure, gross anatomic exam, or histopathologic exam † </div> <div style="width: 45%;"> <p><u>Laboratory</u></p> <input type="checkbox"/> Sinus tract <input type="checkbox"/> Hypothermia <input type="checkbox"/> Apnea <input type="checkbox"/> Bradycardia <input type="checkbox"/> Lethargy <input type="checkbox"/> Cough <input type="checkbox"/> Nausea <input type="checkbox"/> Vomiting <input type="checkbox"/> Dysuria <p><u>Clinical Diagnosis</u></p> <input type="checkbox"/> Physician diagnosis of this event type <input type="checkbox"/> Physician institutes appropriate antimicrobial </div> </div>	

https://www.cdc.gov/nhsn/forms/57.120_SSI_BLANK.pdf

SSI Event Table of Instructions



January 2023

Instructions for Completion of Surgical Site Infection (SSI) Form (CDC 57.120)

Data Field	Instructions for Data Collection
Facility ID	The NHSN-assigned facility ID will be auto-entered by the computer.
Event #	Event ID number will be auto-entered by the computer.
Patient ID	Required. Enter the alphanumeric patient ID number. This is the patient identifier assigned by the hospital and may consist of any combination of numbers and/or letters.
Social Security #	Optional. Enter the 9-digit numeric patient Social Security Number.
Secondary ID	Optional. Enter the alphanumeric ID number assigned by the facility.
Medicare #	Optional. Enter the patient's Medicare number.
Patient Name	Optional. Enter the last, first, and middle name of the patient.
Gender	Required. Check Female, Male, or Other to indicate the gender of the patient.
Sex at Birth (Birth Sex)	Optional. Select the patient's sex assigned at birth. Male Female Unknown
Gender Identity	Optional. Specify the gender identity which most closely matches how the patient self-identifies.

Denominator for Procedure Form



Form Approved
OMB No. 0920-0666
Exp. Date: 01/31/24
www.cdc.gov/nhsn

Denominator for Procedure

Page 1 of 2

*required for saving

Facility ID	Procedure #:
*Patient ID:	Social Security #:
Secondary ID:	Medicare #:
Patient Name, Last:	First: Middle:
*Gender: F M Other	*Date of Birth:
Ethnicity (Specify):	Race (Specify):
Event Type: PROC	*NHSN Procedure Code:
*Date of Procedure:	ICD-10-PCS or CPT Procedure Code:
Procedure Details	
*Outpatient: Yes No	*Duration: ____Hours ____Minutes
*Wound Class: C CC CO D	*General Anesthesia: Yes No
ASA Score: 1 2 3 4 5	*Emergency: Yes No
*Trauma: Yes No	*Diabetes Mellitus: Yes No
*Scope: Yes No	*Closure Technique: Primary Other than primary
*Height: ____feet ____inches	Surgeon Code: _____
(choose one) ____meters	
*Weight: ____lbs/kg (circle one)	
CSEC: *Duration of Labor: ____hours	
Circle one: FUSN	
*Spinal Level (check one)	*Approach/Technique (check one)
<input type="checkbox"/> Atlas-axis	<input type="checkbox"/> Anterior
<input type="checkbox"/> Atlas-axis/Cervical	
<input type="checkbox"/> Cervical	

Denominator for Procedure Table of Instructions



January 2023

Instructions for Completion of Denominator for Procedure Form (CDC 57.121)

This form is used for reporting data on each patient having one of the NHSN operative procedures selected for monitoring.


Data Field	Instructions for Data Collection
Facility ID	The NHSN-assigned facility ID will be auto-entered by the computer.
Procedure #	The NHSN-assigned Procedure # will be auto-entered by the computer.
Patient ID	Required. Enter the alphanumeric patient ID number. This is the patient identifier assigned by the hospital and may consist of any combination of numbers and/or letters.
Social Security #	Optional. Enter the 9-digit numeric patient Social Security Number.
Secondary ID #	Optional. Enter the alphanumeric ID number assigned by the facility.
Medicare #	Optional. Enter the patient's Medicare number.
Patient name	Optional. Enter the last, first, and middle name of the patient.
Gender	Required. Check Female, Male, or Other to indicate the gender of


Operative Procedure Code Documents


Operative Procedure Code Documents

2023 Operative Procedure Code Documents

The documents listed below should be used for procedures performed January 1, 2023 through December 2023.

[List of NHSN 2023 ICD-10 Procedure Code Updates – January 2023](#)  [XLS – 19 KB]

[ICD-10-PCS Procedure Code Mapping to NHSN Operative Procedure Codes – January 2023](#)  [XLS – 787 KB]

[Current Procedural Terminology \(CPT\) Procedure Code Mapping to NHSN Operative Procedure Codes – January 2023](#)  [XLS – 346 KB]

<https://www.cdc.gov/nhsn/psc/ssi/index.html>

<https://www.cdc.gov/nhsn/xls/icd10-pcs-pcm-nhsn-opc.xlsx>

<https://www.cdc.gov/nhsn/xls/cpt-pcm-nhsn.xlsx>

Using the Procedure Code Documents

2023 NHSN ICD-10 Operative Procedure Code Mappings *(updated 02-2023)*

This document replaces prior documents listing operative procedure codes associated with the NHSN Surgical Site Infection (SSI) Procedure-associated Protocol.


Codes have been validated using current procedure code references in consultation with a trained coding professional. Codes are accurate at the time of posting. ICD-10-PCS procedure codes included in this code mapping document may be entered instead of the NHSN procedure category name (such as COLO, HYST or XLAP).

Procedure codes may be entered in the following manner:

- If the ICD-10-PCS procedure code is entered first, the NHSN procedure code name (such as COLO) will be auto-filled by the application.
- If the NHSN procedure code name is entered first, the user will need to manually enter the correct ICD-10-PCS procedure code.
- If there is a mismatch between the NHSN procedure code name and the ICD-10-PCS procedure code, the application will produce an error message.

NOTES:

- ⌘ Although the procedure code field is optional, procedure codes may be used in the application when entering NHSN procedures and SSI events.
- ⌘ For specific procedure details for reporting HPRO and KPRO procedures refer to the "*ICD-10-PCS & CPT Codes -- Guidance for HPRO & KPRO Procedure Details*" document found at <https://www.cdc.gov/nhsn/xls/guidance-for-hpro-kpro-procedure-details.xlsx>
- ⌘ For specific procedure details for reporting FUSN procedures refer to the "*FUSN ICD-10-PCS Codes – Guidance for Spinal Level and Approach*" document found at <https://www.cdc.gov/nhsn/xls/fusn-icd-10-pcs-codes.xlsx>



Using the Procedure Code Documents

The screenshot displays the Microsoft Excel interface. The ribbon is set to 'Table Design', and the 'Find & Select' option in the 'Editing' group is highlighted with a red box. A 'Find and Replace' dialog box is open, also with a red border, showing the 'Find' tab. The dialog box is positioned over a table with the following data:

Procedure Code	ICD-10 Code	Code Descriptions	Code Status
AAA	04R04JZ	Replacement of Abdominal Aorta with Synthetic Substitute, Percutaneous Endoscopic Approach	No change
AAA	04R04KZ	Replacement of Abdominal Aorta with Nonautologous Tissue Substitute, Percutaneous Endoscopic Approach	No change
AMP	0X600ZZ	Detachment at Right Forequarter, Open Approach	No change
AMP	0X610ZZ	Detachment at Left Forequarter, Open Approach	No change
AMP	0X620ZZ	Detachment at Right Shoulder Region, Open Approach	No change

At the bottom of the Excel window, the status bar shows 'Instructions (updated 02-2023)' and a navigation pane with 'ALL 2023 ICD-10-PCS CODES' selected.

FAQs

Surgical Site Infection (SSI) Events

[Print](#)

Updated January 19, 2023

Protocols

[Chapter 9: Surgical Site Infection \(SSI\) Event – January 2023](#) [PDF – 1 MB]

[2023 Summary of Updates](#) [PDF – 199 KB]

Supporting Chapters

[Chapter 1: NHSN Overview – January 2023](#) [PDF – 350 KB]

[Chapter 3: Patient Safety Monthly Reporting Plan – January 2023](#) [PDF – 300 KB]

[Chapter 15: CDC Location Labels and Location Descriptions – January 2023](#) [PDF – 1 MB]

[Chapter 16: NHSN Key Terms – January 2023](#) [PDF – 300 KB]

[Chapter 17: CDC/NHSN Surveillance Definitions for Specific Types of Infection January 2023](#) [PDF – 1 MB]

[Top of page](#)

Data Collection Forms & Instructions

All Data Collection Forms are Print-only

SSI Event

[Surgical Site Infection \(SSI\) Event – January 2023 \(57.1 KB\)](#) [PDF – 199 KB]

[SSI Training](#)

[Educational Roadmap](#)

[CMS Requirements](#)

FAQs

[SSI Events](#)

[Surgical Site Procedure Codes](#)

[Analysis](#)

[Annual Surveys](#)

[Locations](#)

[Miscellaneous](#)

[CDA](#)

[View All FAQs](#)

Training Resources

Surgical Site Infection (SSI) Events

[Print](#)

Updated January 19, 2023

Protocols

[Chapter 9: Surgical Site Infection \(SSI\) Event – January 2023](#) [PDF – 1 MB]

[2023 Summary of Updates](#) [PDF – 199 KB]

Supporting Chapters

[Chapter 1: NHSN Overview – January 2023](#) [PDF – 350 KB]

[Chapter 3: Patient Safety Monthly Reporting Plan – January 2023](#) [PDF – 300 KB]

[Chapter 15: CDC Location Labels and Location Descriptions – January 2023](#) [PDF – 1 MB]

[Chapter 16: NHSN Key Terms – January 2023](#) [PDF – 300 KB]

[Chapter 17: CDC/NHSN Surveillance Definitions for Specific Types of Infections – January 2023](#) [PDF – 1 MB]

[Top of Page](#)

SSI Training

Educational Roadmap

CMS Requirements

HAI Checklists

[SSI Events](#)

[Surgical Site Procedure Codes](#)

[Analysis](#)

[Annual Surveys](#)

[Locations](#)

Reporting Requirements and Monthly Reporting Plan

Monthly Reporting Plan (MRP)

- Must have a MRP filed every month to inform NHSN which modules are included for reporting

Monthly Reporting Plan (MRP)

▪ In-Plan

- Module included in the MRP
- NHSN Surveillance Protocol will be used in its entirety
- Data included in NHSN annual reports and other NHSN publications
- Submitted to CMS in accordance with CMS's Quality Reporting Program


▪ Off-plan

- **Not included** in MRP
- **No commitment** to use NHSN Surveillance Protocol in its entirety
- Data is **excluded** from NHSN annual report and other NHSN publications
- **Excluded** from CMS Quality Reporting Program

Adding Monthly Reporting Plan

The screenshot displays the NHSN Patient Safety Component Home Page. At the top left is the CDC logo and the text "Centers for Disease Control and Prevention" with the tagline "CDC 24/7: Saving Lives, Protecting People™". Below this is a dark blue header for "NHSN - National Healthcare Safety Network". A left-hand navigation menu lists various options: NHSN Home, Alerts, Dashboard, Reporting Plan (highlighted with a red box), Patient, Event, Procedure, Summary Data, COVID-19, Import/Export, Surveys, Analysis, Users, and Facility. The main content area is titled "NHSN Patient Safety Component Home Page" and includes links to the TAP Strategy Dashboard and TAS Dashboard. Below these is an "Action Items" section with the heading "COMPLETE THESE ITEMS". Two items are listed: "Survey Required 2022" and "Mini-IRF Survey Required 2022".

Adding Monthly Reporting Plan



Add Monthly Reporting Plan

Mandatory fields marked with *

Facility ID *: Decennial Medical Center (ID 15331) ▼

Month *: ▼

Year *: ▼

No NHSN Patient Safety Modules Followed this Month

Device-Associated Module

	Locations	CLABSI	VAE	CAUTI	CLIP	PedVAP	PedVAE
	▼	<input type="checkbox"/>	<input type="checkbox"/>	<input type="checkbox"/>	<input type="checkbox"/>	<input type="checkbox"/>	<input type="checkbox"/>

Procedure-Associated Module

	Procedures	SSI
	▼	IN: <input type="checkbox"/> OUT: <input type="checkbox"/>

Adding Monthly Reporting Plan for Procedure-Associated Module: Example

The screenshot displays a software interface titled "Add Monthly Reporting Plan". At the top left, there is a small circular icon with a blue and white design. The main title "Add Monthly Reporting Plan" is centered at the top in a light blue header. Below the header, a dropdown menu is open, listing various medical procedure codes. The list is organized into categories: "Facili", "M", "Devic", and "Proce". Each item in the list includes a code and a description. For example, "AAA - Abdominal aortic aneurysm repair" is under "Facili", and "CSEC - Cesarean section" is under "Devic". At the bottom of the interface, there are three buttons: "Add Row", "Clear All Rows", and "Copy from Previous Month".

Mandatory fields marked with *

Facili

- AAA - Abdominal aortic aneurysm repair
- M
- AMP - Limb amputation
- APPY - Appendix surgery
- AVSD - AV shunt for dialysis
- BILI - Bile duct, liver or pancreatic surgery
- BRST - Breast surgery

Devic

- CARD - Cardiac surgery
- CBGB/CBGC - Coronary artery bypass graft
- CEA - Carotid endarterectomy
- CHOL - Gallbladder surgery
- COLO - Colon surgery
- CRAN - Craniotomy
- CSEC - Cesarean section
- FUSN - Spinal fusion
- FX - Open reduction of fracture

Proce

- GAST - Gastric surgery
- HER - Herniorrhaphy
- HPRO - Hip prosthesis
- HTP - Heart transplant

owed this Month

CL





h

II

Add Row Clear All Rows Copy from Previous Month

Adding Monthly Reporting Plan for Procedure-Associated Module: Example

Procedure-Associated Module

	Procedures	SSI
	COLO - Colon surgery 	IN: <input checked="" type="checkbox"/> OUT: <input checked="" type="checkbox"/>
	KPRO - Knee prosthesis 	IN: <input checked="" type="checkbox"/> OUT: <input checked="" type="checkbox"/>

Add Row


Clear All Rows

Copy from Previous Month

Adding Monthly Reporting Plan for Procedure Associated Module: Copy from Previous Month


Add Row Clear All Rows Copy from Previous Month

Procedure-Associated Module

	Procedures	SSI
	<input type="text"/>	IN: <input type="checkbox"/> OUT: <input type="checkbox"/>

Add Row Copy from Previous Month

Adding Monthly Reporting Plan



Add Monthly Reporting Plan


Mandatory fields marked with *

Facility ID *: Decennial Medical Center (ID 15331) ▾

Month *: ▾

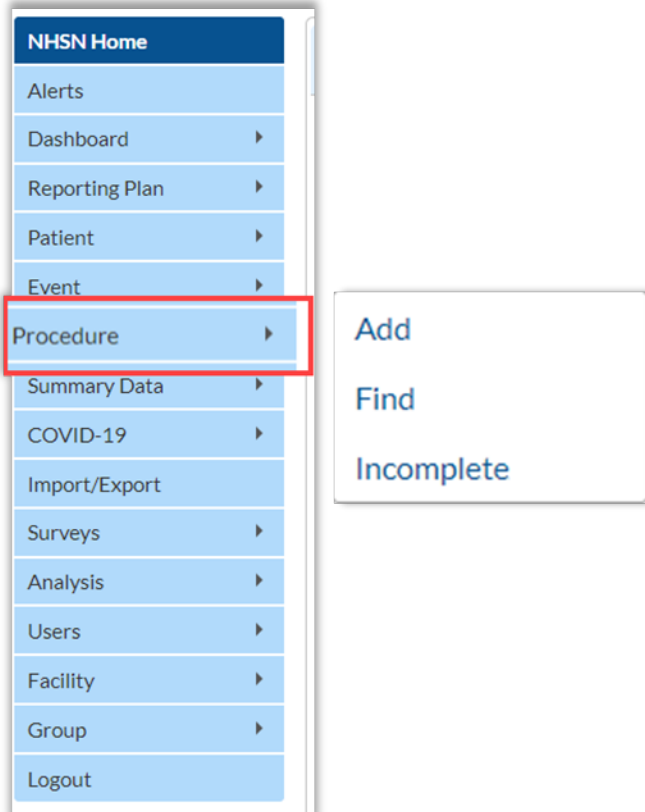
Year *: ▾

No NHSN Patient Safety Modules Followed this Month



Completing the Procedure (Denominator) Form

Data Entry Sources: Procedure



The image shows a screenshot of the NHSN Home navigation menu. The menu items are listed in a vertical column, each with a right-pointing arrow. The 'Procedure' item is highlighted with a red rectangular border. To the right of the 'Procedure' item, a sub-menu is displayed, containing three options: 'Add', 'Find', and 'Incomplete'.

NHSN Home	
Alerts	
Dashboard	▶
Reporting Plan	▶
Patient	▶
Event	▶
Procedure	▶
Summary Data	▶
COVID-19	▶
Import/Export	
Surveys	▶
Analysis	▶
Users	▶
Facility	▶
Group	▶
Logout	

- Add
- Find
- Incomplete

Procedure Information



Add Procedure

Mandatory fields marked with *

Fields required when in Plan marked with >

Patient Information

Facility ID *: Decennial Medical Center (ID 15331) v

Patient ID *: Find Reassign Find Procedures for Patient

Secondary ID:

Last Name:

Middle Name:

Gender *: v

Ethnicity: v

- Race: American Indian/Alaska Native Asian
 Black or African American Native Hawaiian/Other Pacific Islander
 White

Procedure #:

Social Security #:

Medicare #:

First Name:

Date of Birth *: 15

Procedure Form: Required and Conditional Data Points

Procedure Details

Outpatient *: Duration (Hrs:Mins) *: :

Wound Class *: General Anesthesia *:

ASA Score:

Emergency *: Trauma *: Scope *:

Diabetes Mellitus *: Closure Technique *:

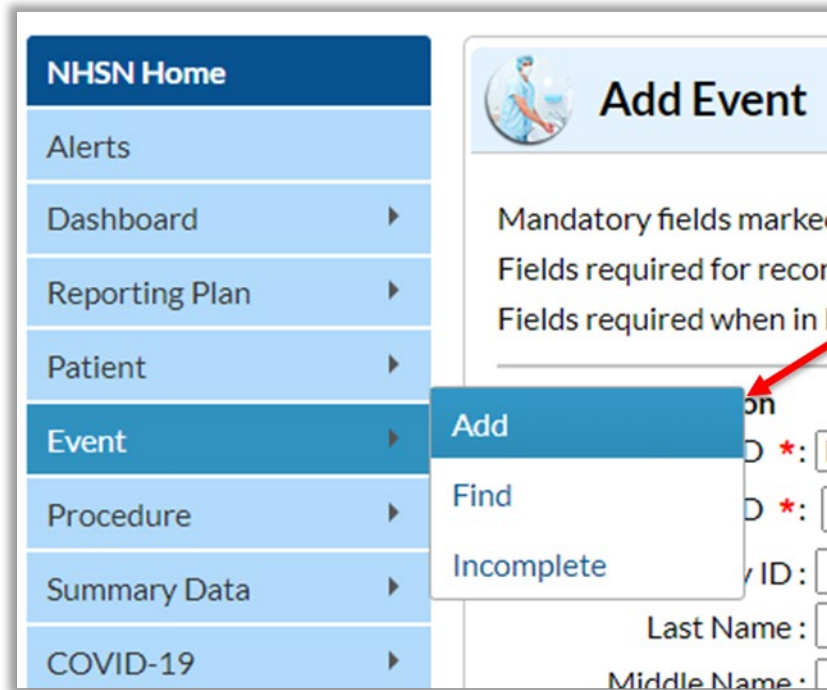
Surgeon Code:

Height *: or m

Weight *: lbs or kg BMI


Completing the SSI Event (Numerator) Form

Data Entry Sources: Event



The screenshot displays the NHSN Home interface. On the left is a vertical navigation menu with the following items: NHSN Home, Alerts, Dashboard, Reporting Plan, Patient, Event, Procedure, Summary Data, and COVID-19. The 'Event' item is highlighted in a darker blue. To the right of the menu is the 'Add Event' form. The form has a header with an icon of a person in a blue uniform and the text 'Add Event'. Below the header, there are instructions: 'Mandatory fields marked', 'Fields required for record', and 'Fields required when in P'. A red arrow points to the 'Add' button in the navigation menu. Below the 'Add' button, there are other menu options: 'Find' and 'Incomplete'. The form itself contains several input fields, some with asterisks indicating they are mandatory. Visible fields include 'Last Name' and 'Middle Name'.

SSI Event Form: Patient Level Data

**Add Event**

Mandatory fields marked with *

Fields required for record completion marked with **

Fields required when in Plan marked with >

Patient Information

Facility ID *: Decennial Medical Center (ID 15331) ▾

Patient ID *: Find Reassign Find Events for Patient

Secondary ID:

Last Name:

Middle Name:

Gender *: ▾

Ethnicity: ▾

Race: American Indian/Alaska Native Asian
 Black or African American Native Hawaiian/Other Pacific Islander
 White

Event #:

Social Security #:

Medicare #:

First Name:

Date of Birth *: 15

Event Information

Event Type *: ▾

Date of Event *: 15

Event information



Add Event

Mandatory fields marked with *

Fields required for record completion marked with **

Fields required when in

Patient Information

Facility ID *

Patient ID *

Secondary ID:

Last Name:

Middle Name:

Gender *

Ethnicity:

Race:

Event Information

Event Type *

Custom Fields

- BJ - Bone and Joint Infection
- BSI - Bloodstream Infection
- CLIP - Central Line Insertion Practices
- CNS - Central Nervous System
- CVS - Cardiovascular
- EENT - Eye, Ear, Nose and Throat
- GI - Gastrointestinal
- LABID - Laboratory-identified MDRO or CDI Event
- LRI - Lower Respiratory Infection
- PedVAE - Pediatric Ventilator-Associated Event
- PNEU - Pneumonia
- REPR - Reproductive Tract
- SSI - Surgical Site Infection
- SST - Skin and Soft Tissue
- USI - Urinary System Infection
- UTI - Urinary Tract Infection
- VAE - Ventilator-Associated Event
- 01 - CLABSI SURVEILLANCE IN CLINIC
- COR19 - CORNA VIRUS 19

ents for Patient

e Hawaiian/Other Pacific Islander

Event #:

Social Security #:

Medicare #:

First Name:

Date of Birth *

Date of Event *




Event information, continued.

Event Information

Event Type *: SSI - Surgical Site Infection

NHSN Procedure Code *:

Date of Event *: 

Procedure Date *:

MDRO Infection Surveillance *:

Location:

Date Admitted to Facility >:

Event Details

Specific Event >:


Infection present at the time of surgery *:

Detected >:

Secondary Bloodstream Infection >:

COVID-19 *:

Died **:

Discharge Date: 

Pathogens Identified >: N - No If Yes, specify below ->

Procedure List:

- AAA - Abdominal aortic aneurysm repair
- AMP - Limb amputation
- APPY - Appendix surgery
- AVSD - AV shunt for dialysis
- BILI - Bile duct, liver or pancreatic surgery
- BRST - Breast surgery
- CARD - Cardiac surgery
- CBGB - Coronary bypass w/ chest & donor incisions
- CBGC - Coronary bypass graft with chest incision
- CEA - Carotid endarterectomy
- CHOL - Gallbladder surgery
- COLO - Colon surgery
- CRAN - Craniotomy
- CSEC - Cesarean section
- FUSN - Spinal fusion
- FX - Open reduction of fracture
- GAST - Gastric surgery
- HER - Herniorrhaphy
- HPRO - Hip prosthesis

Event information, continued.

Event Information

Event Type *:

Date of Event *:

NHSN Procedure Code *:

Select button for system used

ICD-10 PCS Outpatient Procedure *:

CPT Code

Procedure Date *: [Link to Procedure](#)

MDRO Infection Surveillance *:

Location:

Date Admitted to Facility >:

Event Details

Specific Event >:

Infection present at the time of surgery *:

Detected >:

Secondary Bloodstream Infection >:

COVID-19 *:

Died **:

Discharge Date:

Pathogens Identified >: N - No If Yes, specify below ->

Custom Fields

ROTATOR CUFF:

Link Event to Procedure

Event Information

Event Type *: SSI - Surgical Site Infection

NHSN Procedure Code *: COLO - Colon surgery

Date of Event *: 24

Link to Procedure

	Procedure #	NHSN Procedure Code	ICD-9-CM Code	ICD-10 PCS	CPT Code	Procedure Date	Linked Events
<input type="checkbox"/>	56286415	COLO				02/01/2023	

Event Details

Infection pr

COVID-19 *:

Link **Cancel**

Link Event to Procedure

Link to Procedure

	Procedure #	NHSN Procedure Code	ICD-9-CM Code	ICD-10 PCS	CPT Code	Procedure Date	Linked Events
<input checked="" type="checkbox"/>	56286415	COLO				02/01/2023	

Link **Cancel**

Event Information

Event Type *: SSI - Surgical Site Infection

Date of Event *: 24

NHSN Procedure Code *: COLO - Colon surgery

Select button for system used

ICD-10 PCS Outpatient Procedure *: N - No

CPT Code

Procedure Date *: 02/01/2023 **Link/Unlink Procedure** **Event Linked**

MDRO Infection Surveillance *:

Location:

Date Admitted to Facility >: 24

Event Details

Event Details

Specific Event >:

Infection present at the time of surgery *:

DIP - Deep Incisional Primary

GIT - Gastrointestinal tract

Detected >:

IAB - Intraabdominal, not specified elsewhere

Secondary Bloodstream

OREP - Other infections of male/female reproductive tract

Infection >:

SIP - Superficial Incisional Primary

COVID-19 *:

USI - Urinary System Infection

Died **:



Discharge Date:



Pathogens Identified >: N - No If Yes, specify below ->

Event Detail

1.

Infection present at the time of surgery *:

Y - Yes

N - No

2.

Secondary Bloodstream
Infection >:

COVID-19 *:



Required. Check Y if the patient met the definition of confirmed COVID-19 on the date of event; otherwise, check N.

Confirmed: A patient with a positive COVID-19 (SARS CoV-2) laboratory viral test indicating current infection (**NOTE:** this does not include serology testing for antibody).

- Answer COVID-19 as 'YES' if the patient's lab test confirmed COVID-19 prior to or on the SSI date of event. Keep in mind that patients may undergo repeat testing post-treatment and may move from a 'confirmed' to 'negative' COVID-19 status.
- Answer COVID-19 as 'NO' if the most recent lab test prior to or on the SSI date of event is negative.

3.

Detected >:

A - Admission

P - Postdischarge surveillance

RO - Readmission to facility other than where procedure performed

RF - Readmission to facility where procedure performed

Data Upload via CSV or CDA

CSV or CDA file upload

The screenshot displays the NHSN user interface. On the left is a vertical navigation menu with the following items: NHSN Home, Alerts, Dashboard, Reporting Plan, Patient, Event, Procedure, Summary Data, COVID-19, **Import/Export** (highlighted with a red box), Surveys, Analysis, Users, Facility, Group, and Logout. The main content area is titled 'Import/Export Data' and features a dropdown menu labeled 'Select import/export type'. Below the dropdown, there are six options, each with a file icon and a blue arrow pointing right: 'Patients' (CSV icon), 'Procedures' (CSV icon), 'Surgeons' (CSV icon), 'Events, Summary Data, Procedure Denominators' (CDA icon), and 'SSI events (requires link to procedure)' (CDA icon).

Resources for CDA or CSV Upload



Centers for Disease Control and Prevention
CDC 24/7: Saving Lives, Protecting People™

NHSN CDA Submission Support Portal (CSSP)

NHSN Home > NHSN CSSP

🏠 NHSN CSSP

About CDA

Getting Started

FAQs

Implementation Toolkits & Resources +

Data Validation & Testing +

Importing Data

Promoting Interoperability Program

FAQs

[Print](#)

Frequently Asked Questions

CDA Overview

- [What NHSN events and denominators can be imported via CDA?](#)
- [What are the requirements for CDA files?](#)
- [How do I find the CDA changes for the upcoming NHSN release?](#)

CDA Development

- [Could you provide a high-level list of the steps for CDA import?](#)
- [How does a CDA vendor request a test facility?](#)
- [Where do I find CDA tool kits?](#)

**For any questions or concerns, contact the
NHSN Helpdesk at nhsn@cdc.gov**



For more information please contact Centers for Disease Control and Prevention
1600 Clifton Road NE, Atlanta, GA 30333
Telephone, 1-800-CDC-INFO (232-4636)/TTY: 1-888-232-6348
E-mail: cdcinfo@cdc.gov Web: www.cdc.gov

The findings and conclusions in this report are those of the authors and do not necessarily represent the official position of the Centers for Disease Control and Prevention.