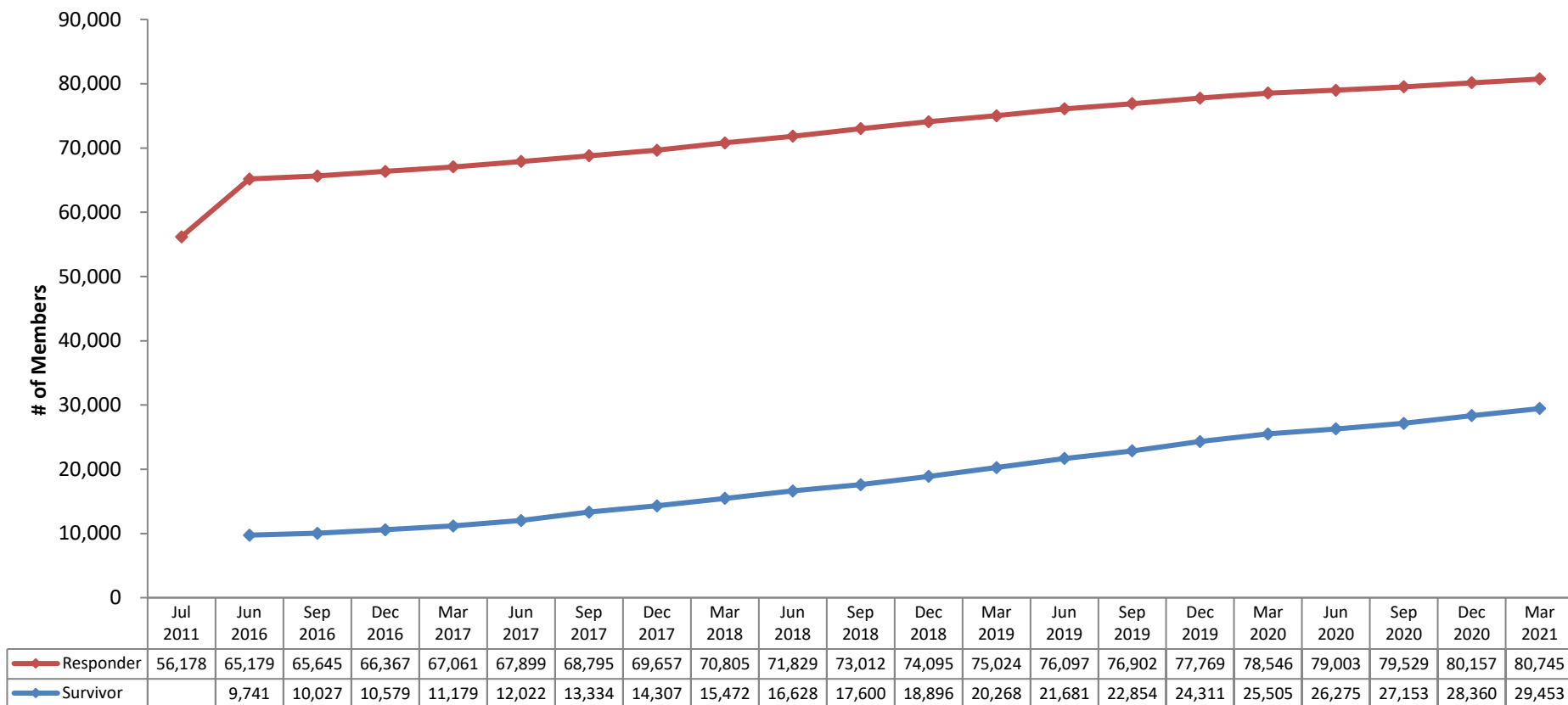


# World Trade Center Health Program Program at a Glance

As of March 31<sup>st</sup>, 2021

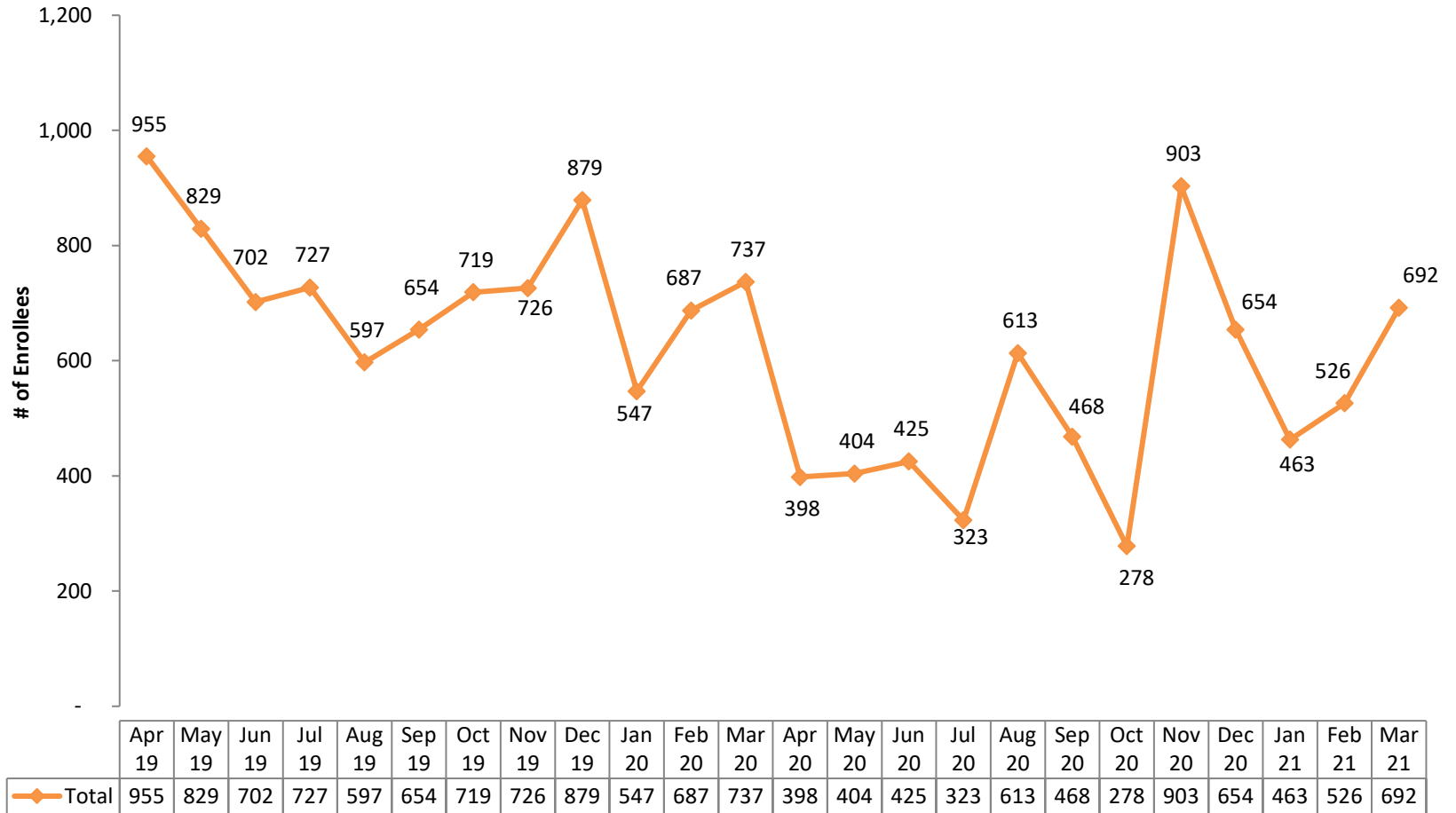
Below you will find general program information related to members enrolled and members certified for treatment of health conditions in the WTC Health Program.

# Overall Enrollment: Responders and Survivors\*



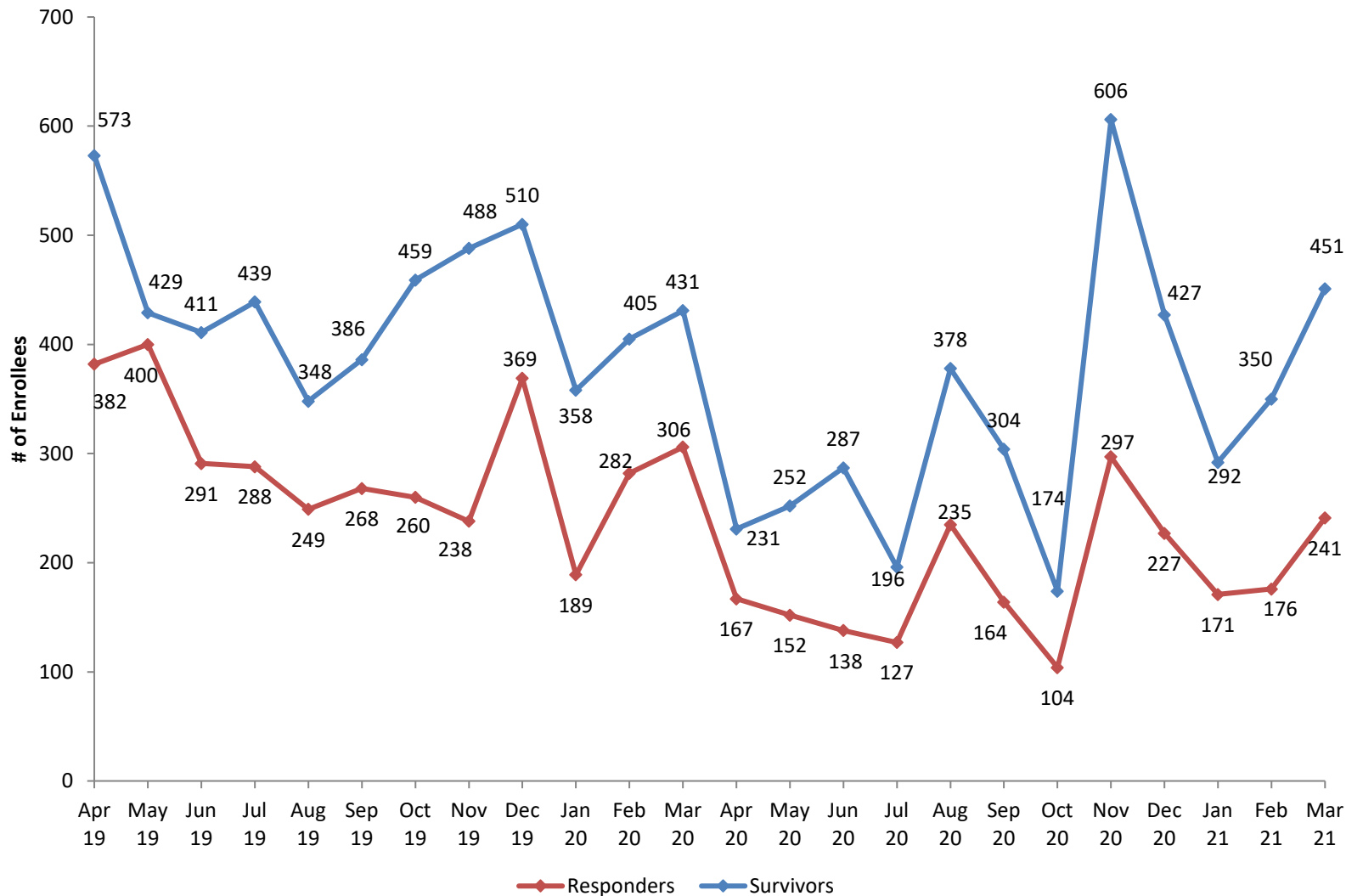
Note: The Program started on July 1, 2011, and at that time, 56,178 Responders were “grandfathered” from previous Federal activities. On September 29, 2011, 4,745 Survivors were likewise “grandfathered”. The chart above depicts enrollment from the beginning of the Program, starting with “grandfathered” members and the cumulative addition of new members each quarter. The date labels correspond to the end of the quarter (i.e., September 2018 represents cumulative members through September 30th, 2018).

# New Enrollees Past 24 Months\*

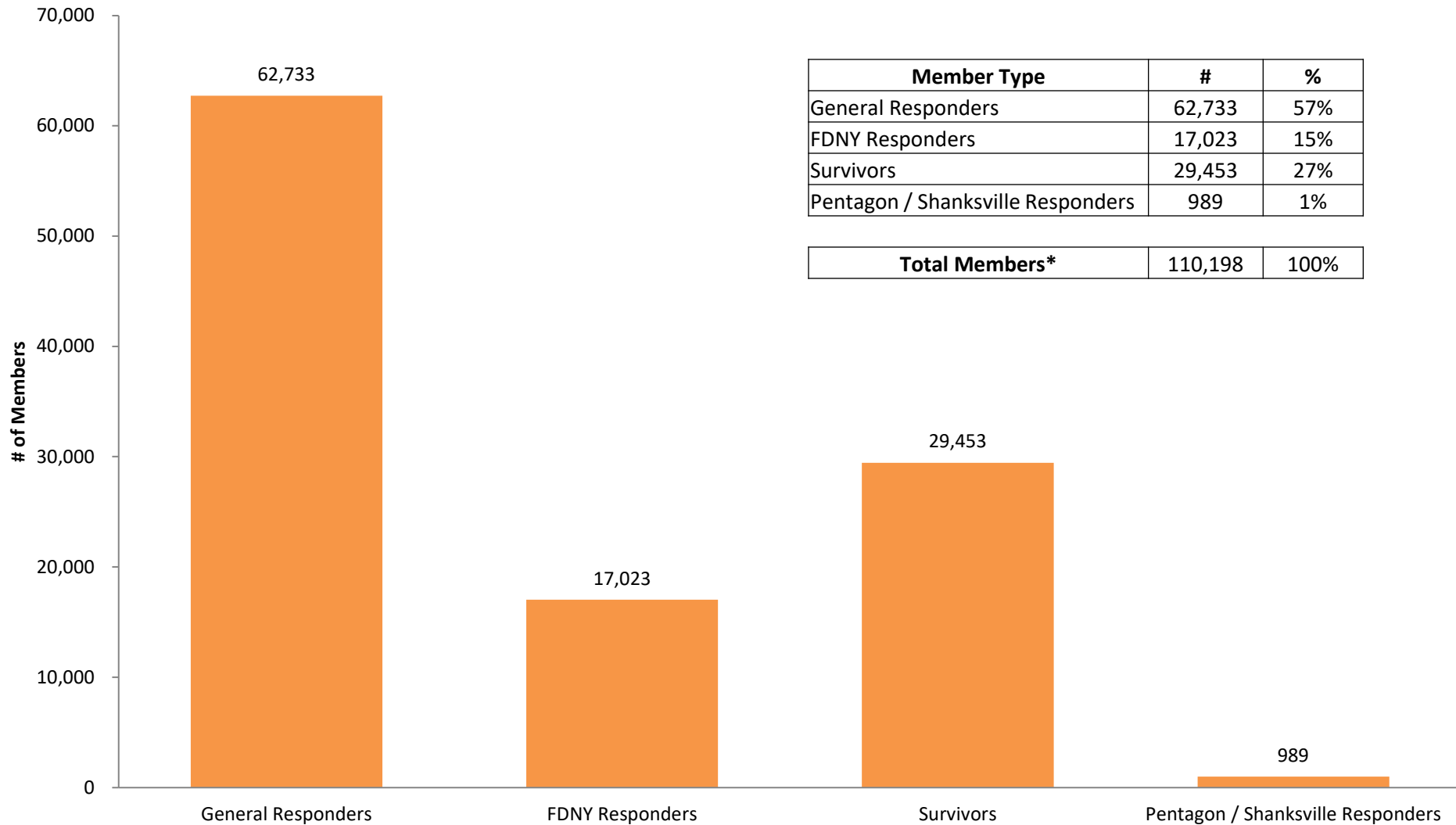


\* Monthly totals include Responders and Survivors.

# New Enrollees - Responders and Survivors Past 24 Months

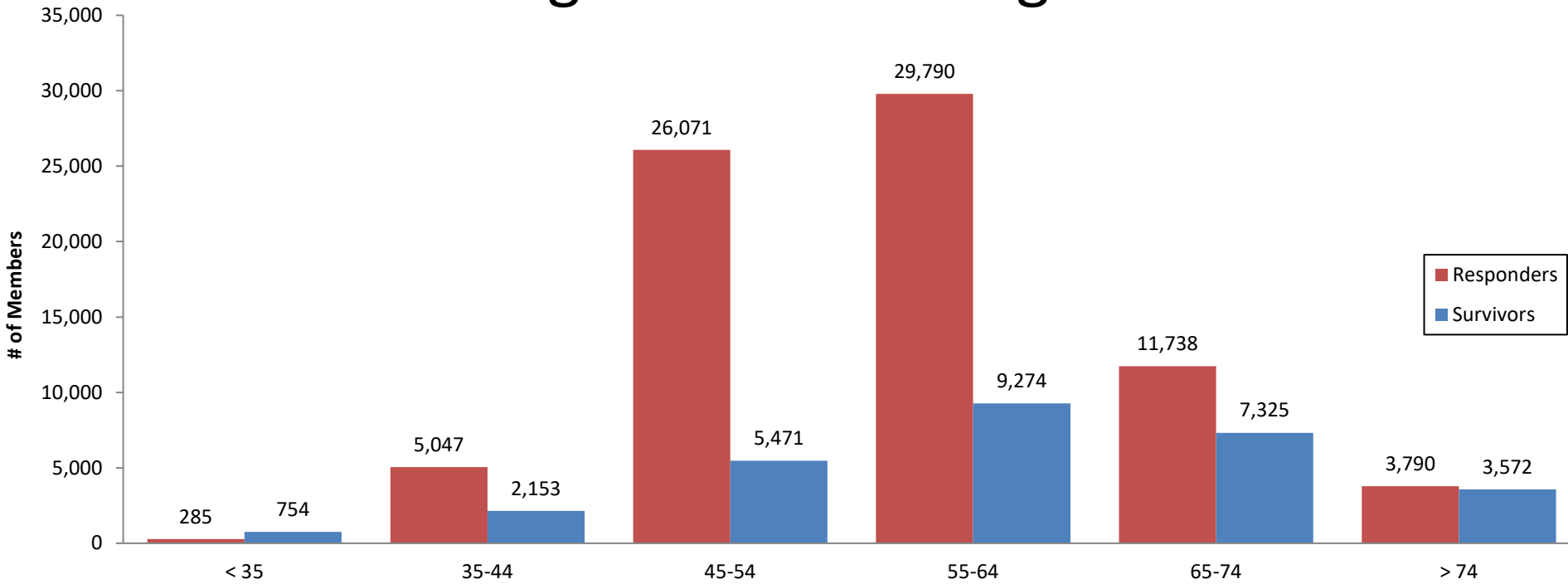


# WTC Health Program Enrollment by Member Type\*



\* Of the total members, 4,343 are deceased.

# WTC Health Program Member Age Distribution\*



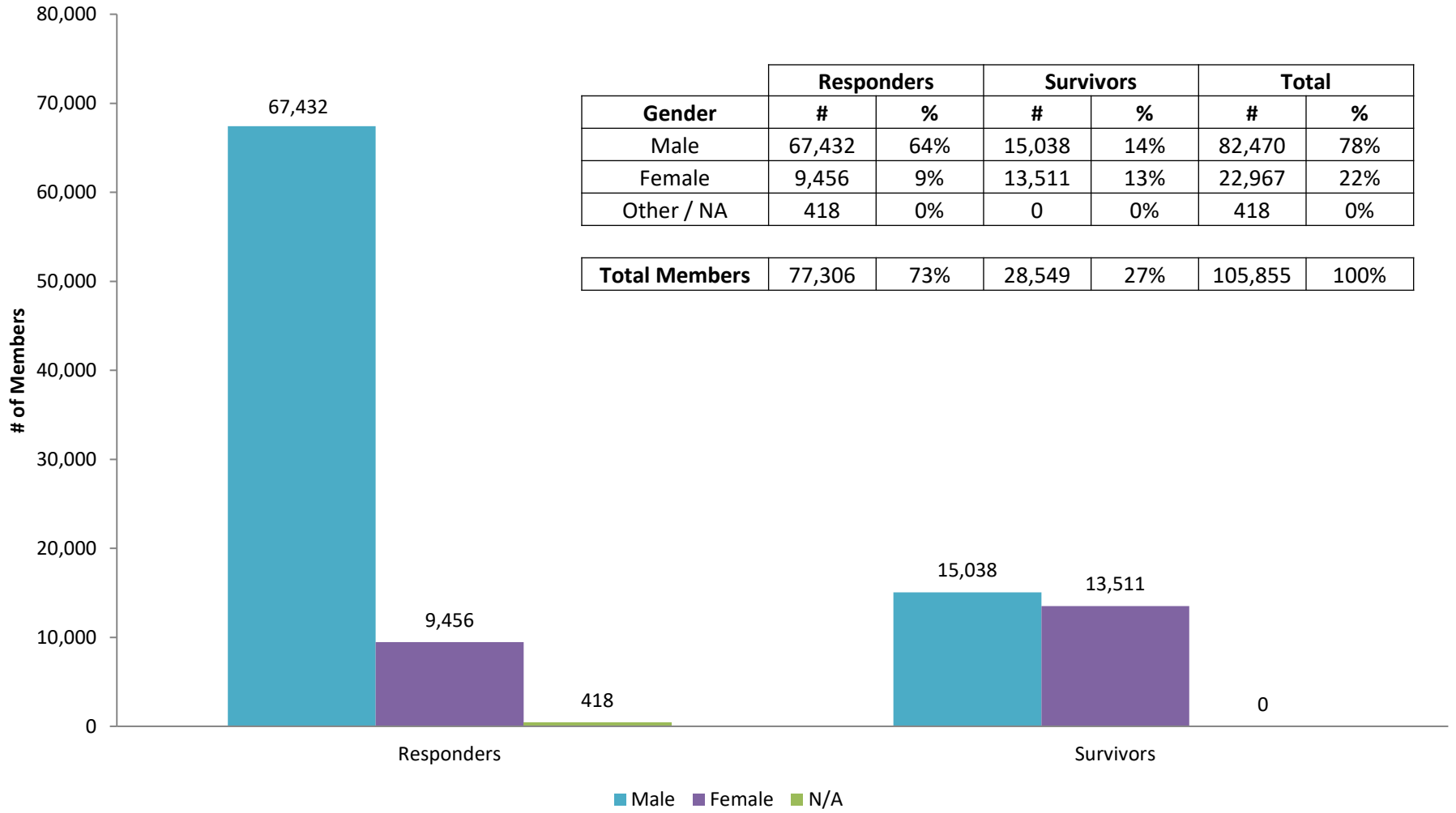
| Age   | Responders |     | Survivors |    | Total  |     |
|-------|------------|-----|-----------|----|--------|-----|
|       | #          | %   | #         | %  | #      | %   |
| < 35  | 285        | 0%  | 754       | 1% | 1,039  | 1%  |
| 35-44 | 5,047      | 5%  | 2,153     | 2% | 7,200  | 7%  |
| 45-54 | 26,071     | 25% | 5,471     | 5% | 31,542 | 30% |
| 55-64 | 29,790     | 28% | 9,274     | 9% | 39,064 | 37% |
| 65-74 | 11,738     | 11% | 7,325     | 7% | 19,063 | 18% |
| > 74  | 3,790      | 4%  | 3,572     | 3% | 7,362  | 7%  |
| N/A   | 585        | 1%  | 0         | 0% | 585    | 1%  |

|                      |        |     |        |     |         |      |
|----------------------|--------|-----|--------|-----|---------|------|
| <b>Total Members</b> | 77,306 | 73% | 28,549 | 27% | 105,855 | 100% |
|----------------------|--------|-----|--------|-----|---------|------|

\* These Data do not include the 3,439 deceased Responders or 904 deceased Survivors

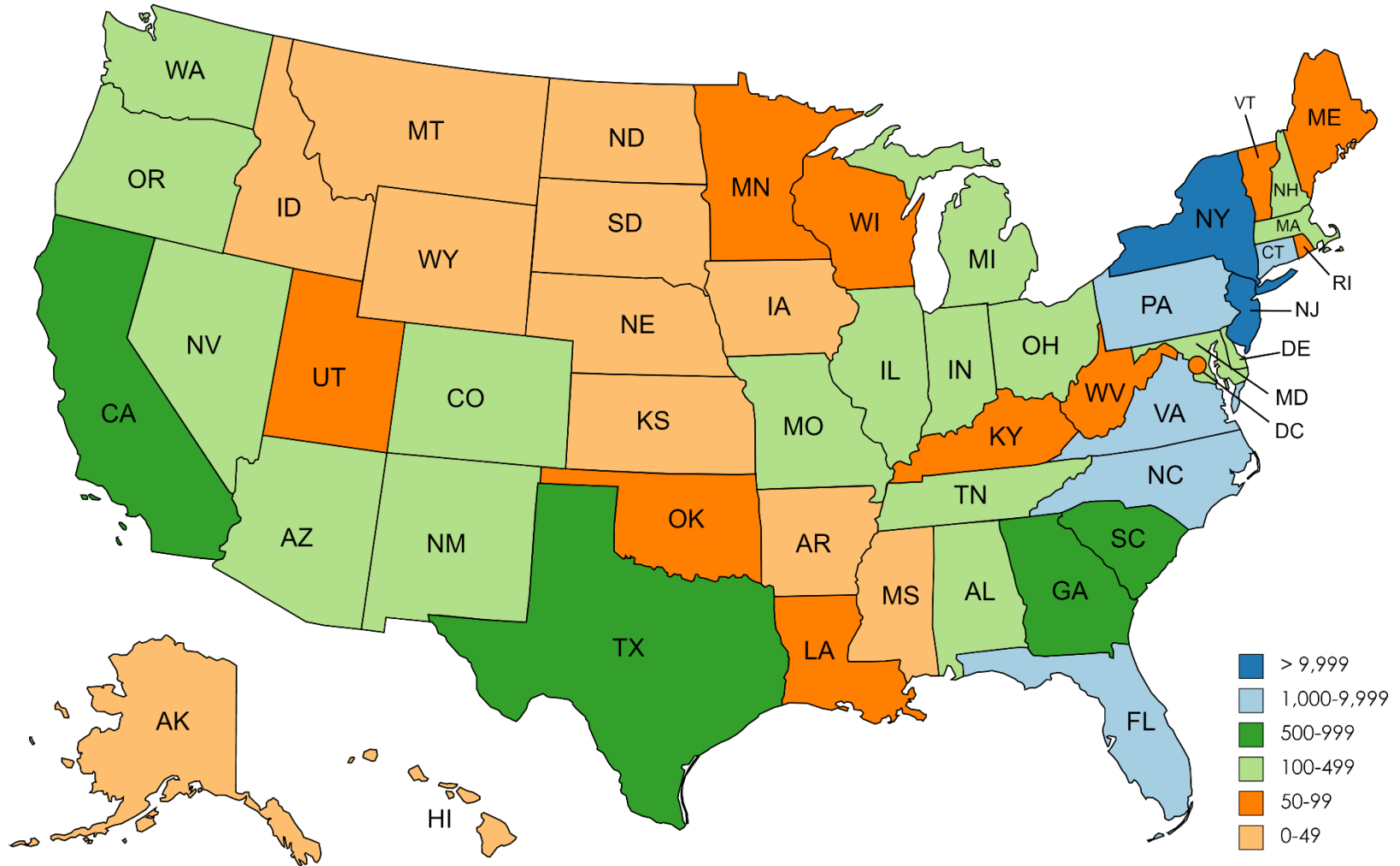
Data current as of March 31<sup>st</sup>, 2021. For online access, visit [www.cdc.gov/wtc/atagance.html](http://www.cdc.gov/wtc/atagance.html)

# WTC Health Program Member Type by Gender\*



\* These Data do not include the 3,707 deceased Males or 636 deceased Females

# WTC Health Program Enrollment by State\*



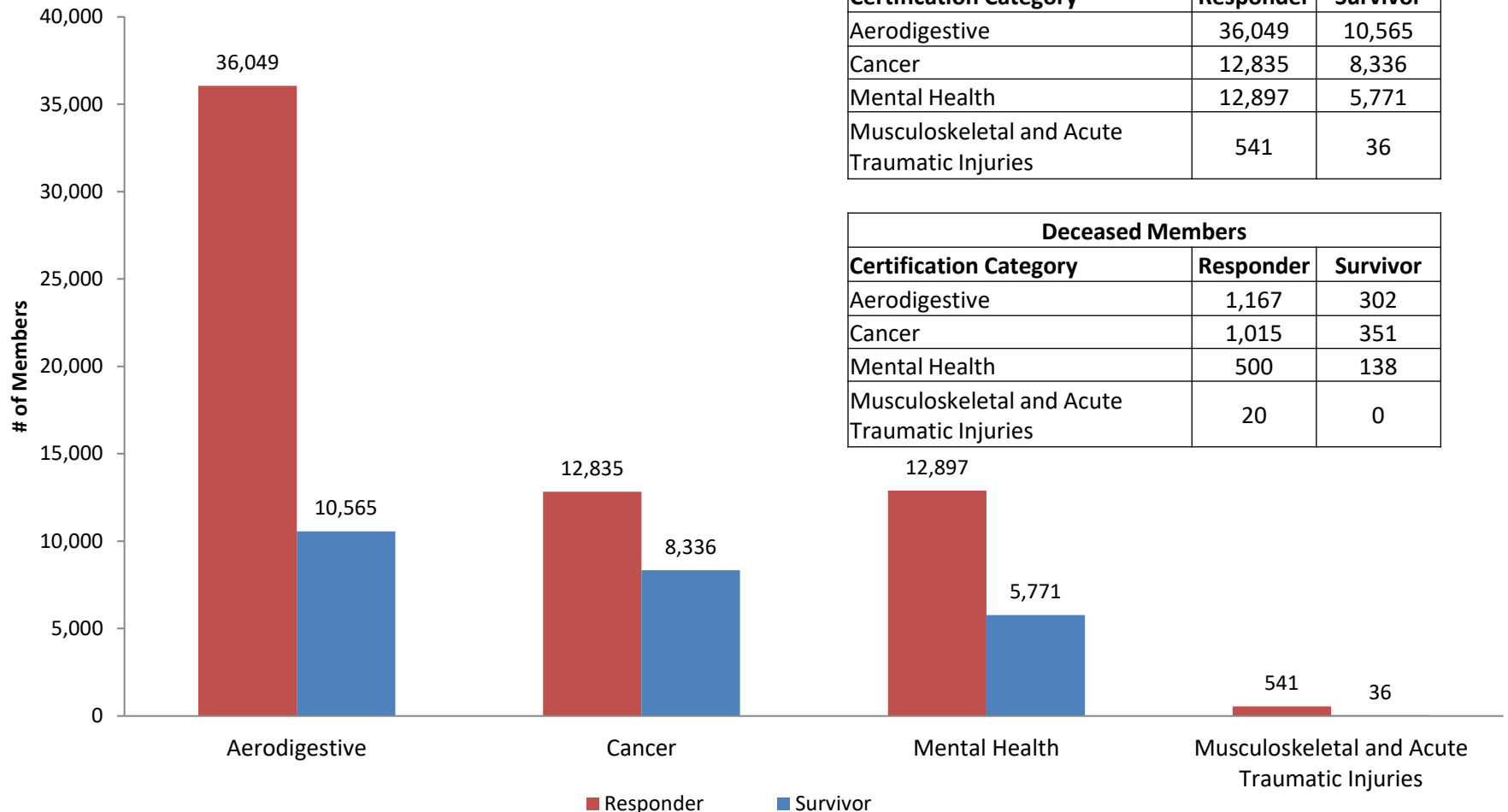
- Of the 105,855 living members enrolled in the program, 22,863 living members are served through the Nationwide Provider Network.



# Members with Certifications by Zadroga Act Categories of Conditions\*

| Living Members                               |           |          |
|--|-----------|----------|
| Certification Category                       | Responder | Survivor |
| Aerodigestive                                | 36,049    | 10,565   |
| Cancer                                       | 12,835    | 8,336    |
| Mental Health                                | 12,897    | 5,771    |
| Musculoskeletal and Acute Traumatic Injuries | 541       | 36       |

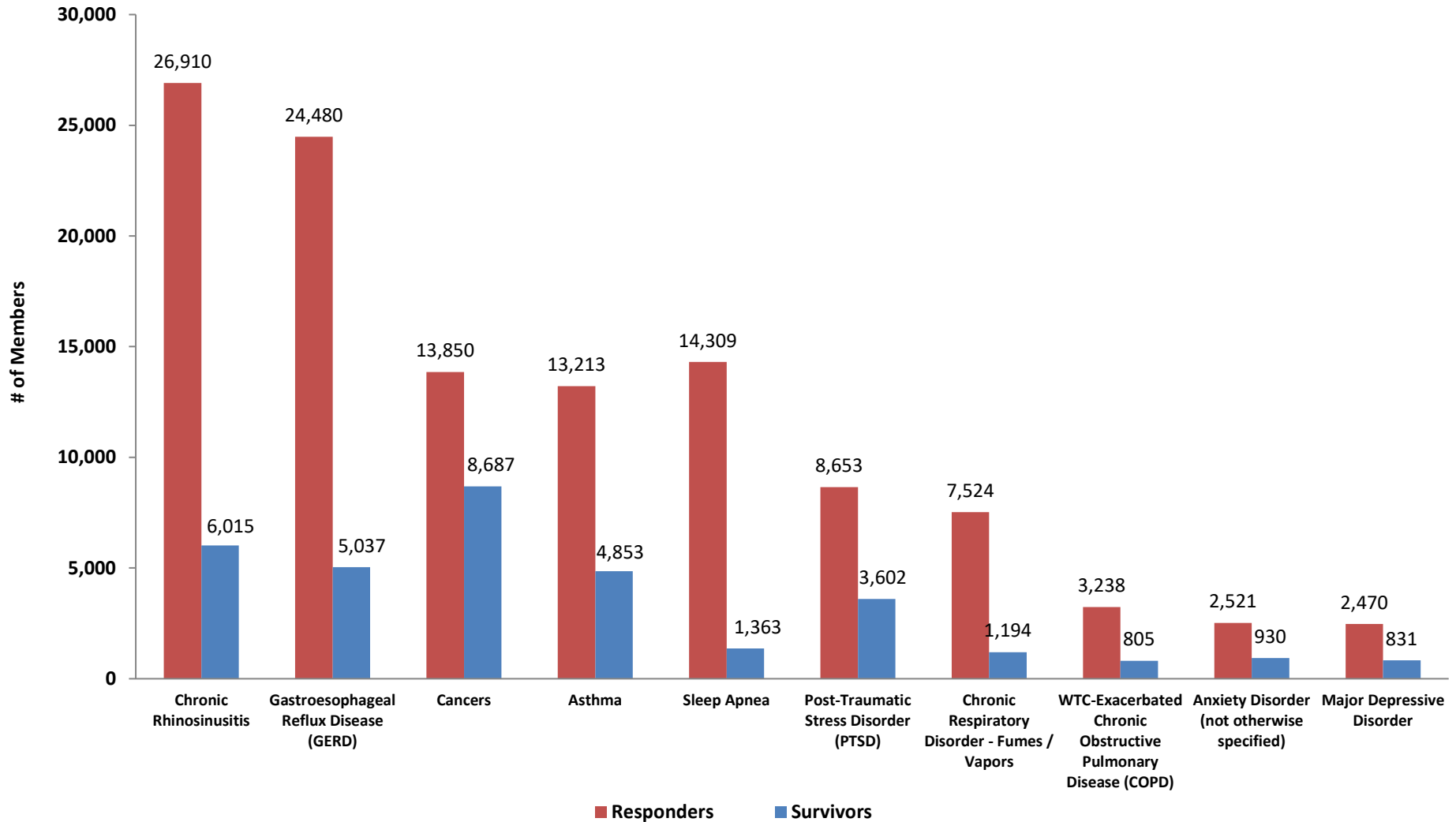
| Deceased Members                             |           |          |
|--|-----------|----------|
| Certification Category                       | Responder | Survivor |
| Aerodigestive                                | 1,167     | 302      |
| Cancer                                       | 1,015     | 351      |
| Mental Health                                | 500       | 138      |
| Musculoskeletal and Acute Traumatic Injuries | 20        | 0        |



\* Individual members may have certifications in more than one category

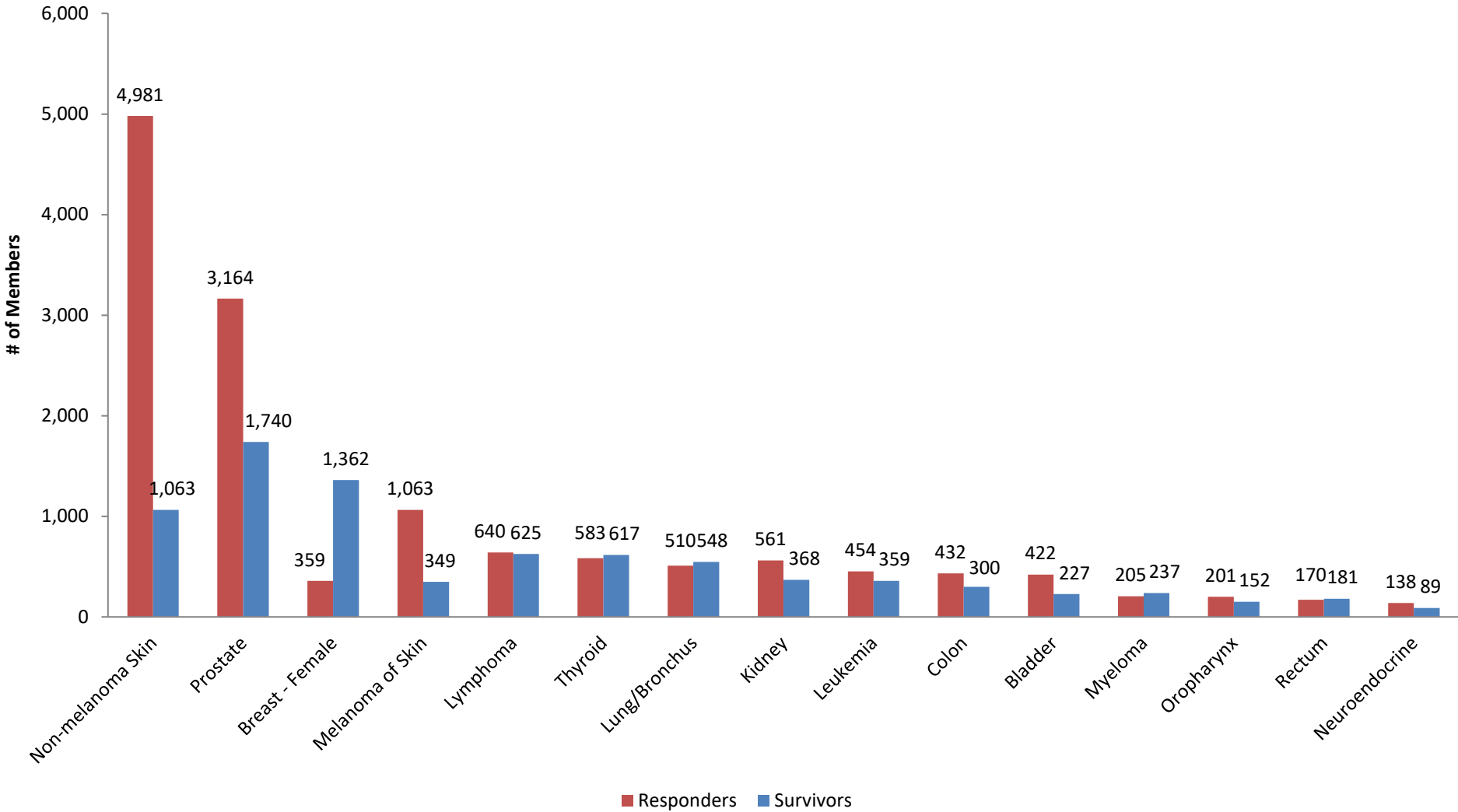
\* Data in the bar chart represent living members only

# Top 10 Certified Conditions\*



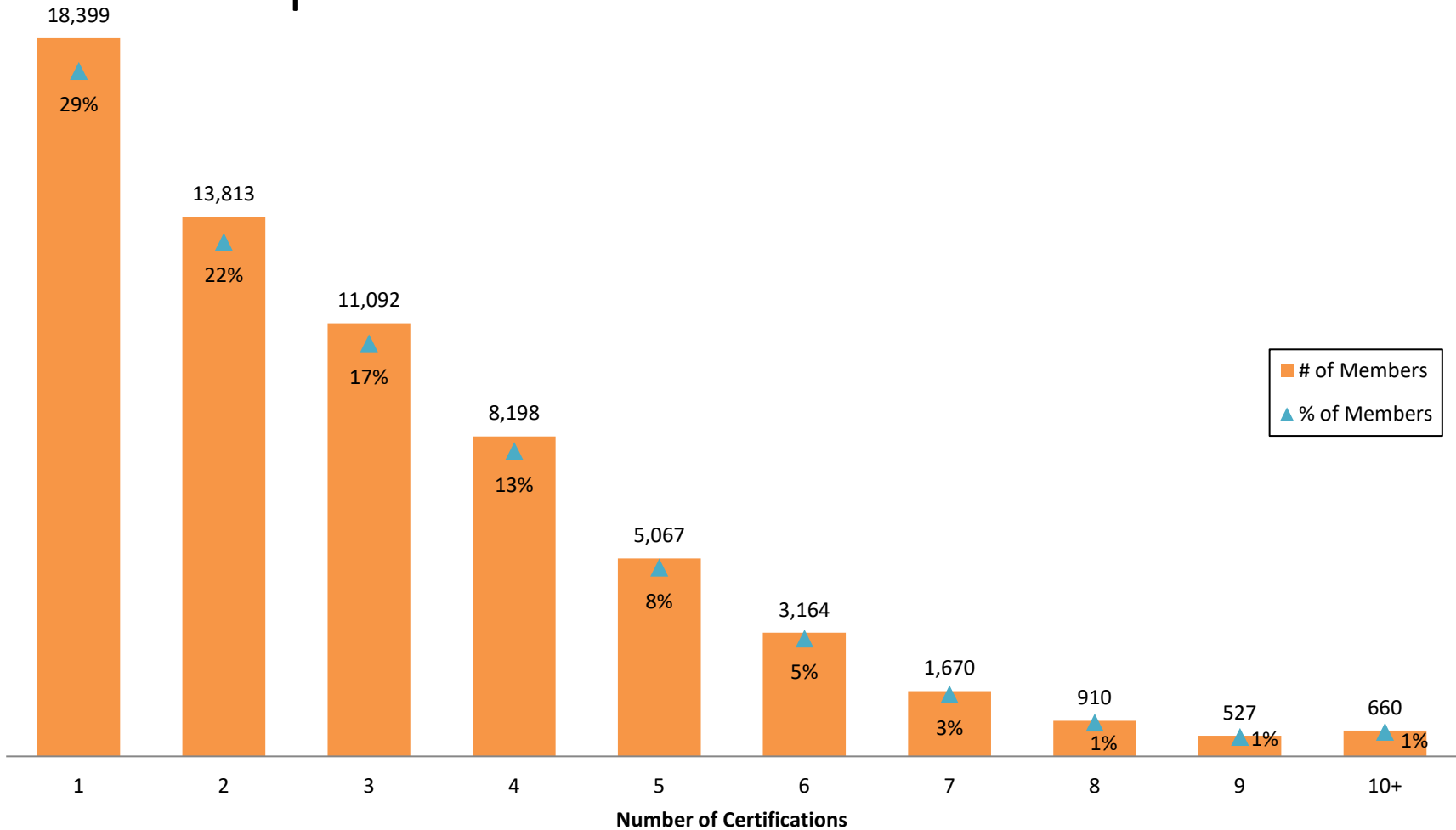
\*Individual members may have certifications in more than one category.

# Top 15 Certified Cancers\*



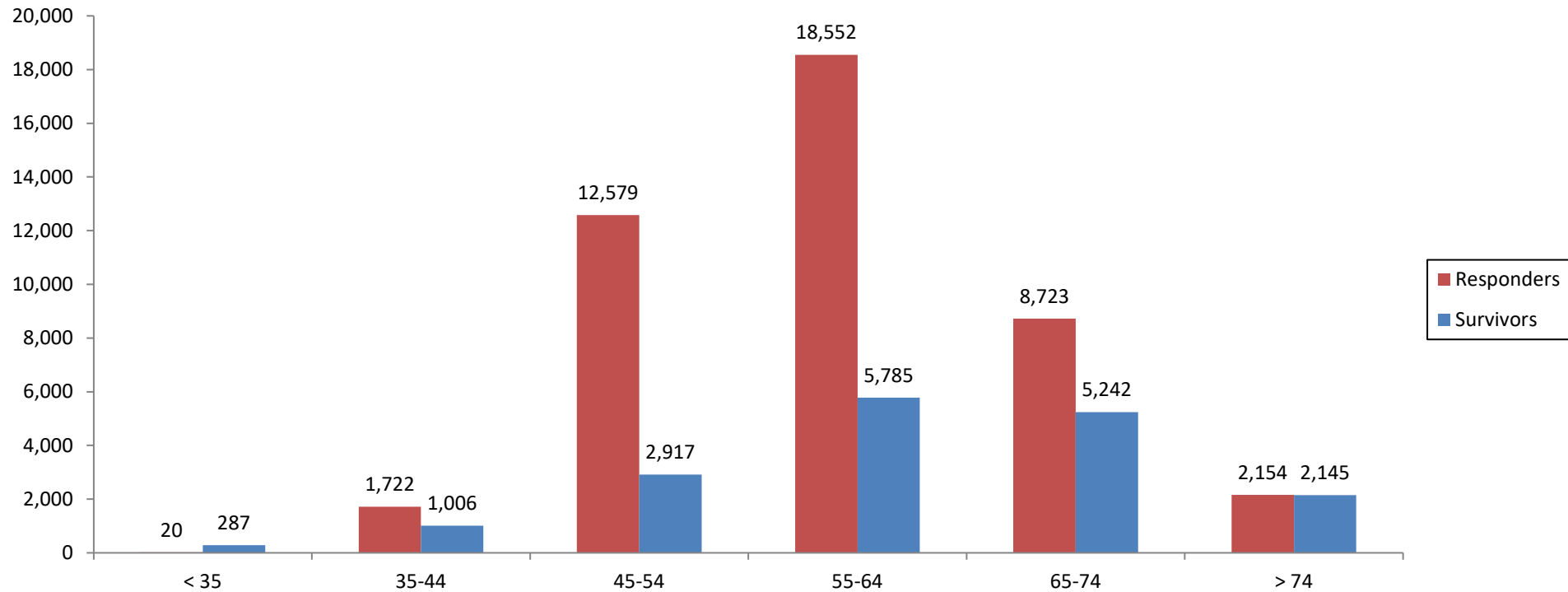
\*Individual members may have certifications in more than one category.

# Number of Members with the Specified Number of Certifications\*



\* 63,500 members have one or more certifications, which is the sum of the numbers in the chart above

# Members with Certifications Age Distribution\*

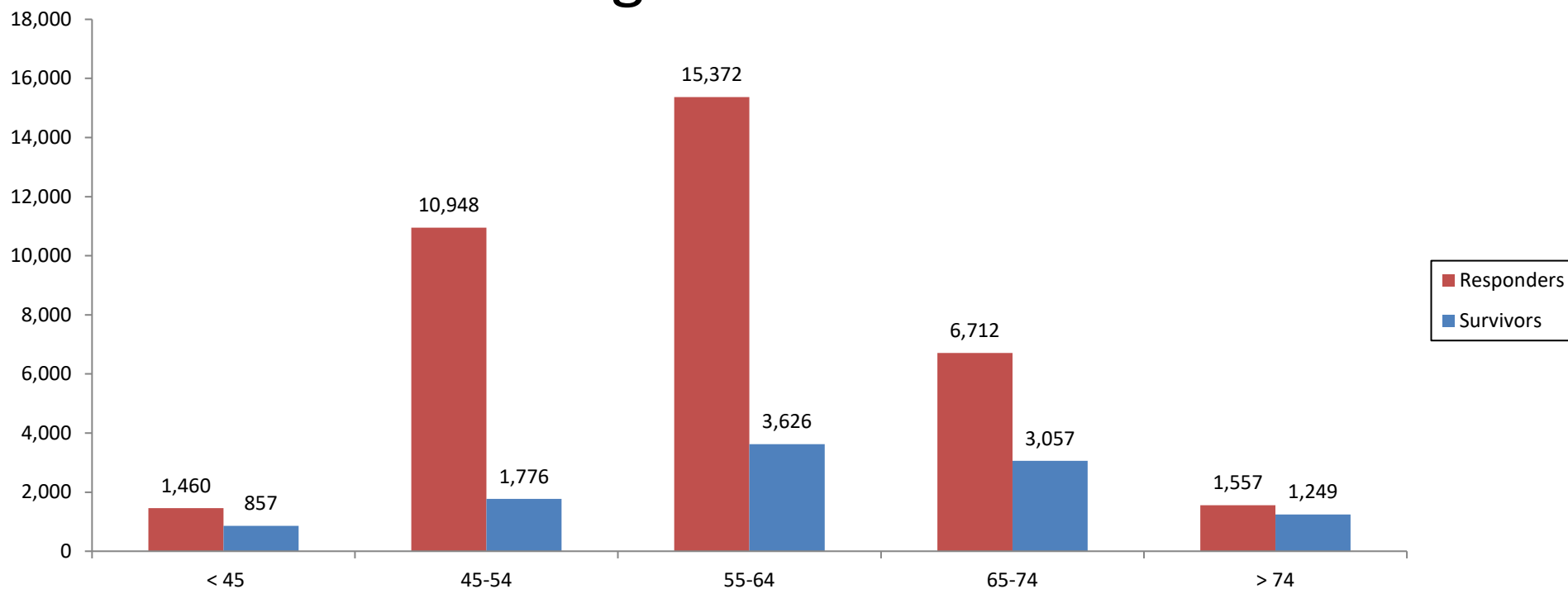


| Age   | Responders |     | Survivors |    | Total  |     |
|-------|------------|-----|-----------|----|--------|-----|
|       | #          | %   | #         | %  | #      | %   |
| < 35  | 20         | 0%  | 287       | 0% | 307    | 1%  |
| 35-44 | 1,722      | 3%  | 1,006     | 2% | 2,728  | 4%  |
| 45-54 | 12,579     | 21% | 2,917     | 5% | 15,496 | 25% |
| 55-64 | 18,552     | 30% | 5,785     | 9% | 24,337 | 40% |
| 65-74 | 8,723      | 14% | 5,242     | 9% | 13,965 | 23% |
| > 74  | 2,154      | 4%  | 2,145     | 4% | 4,299  | 7%  |

\* 61,132 members have at least one certification. These data do not include the 2,368 deceased members who had certifications

# Members with Aerodigestive Certifications

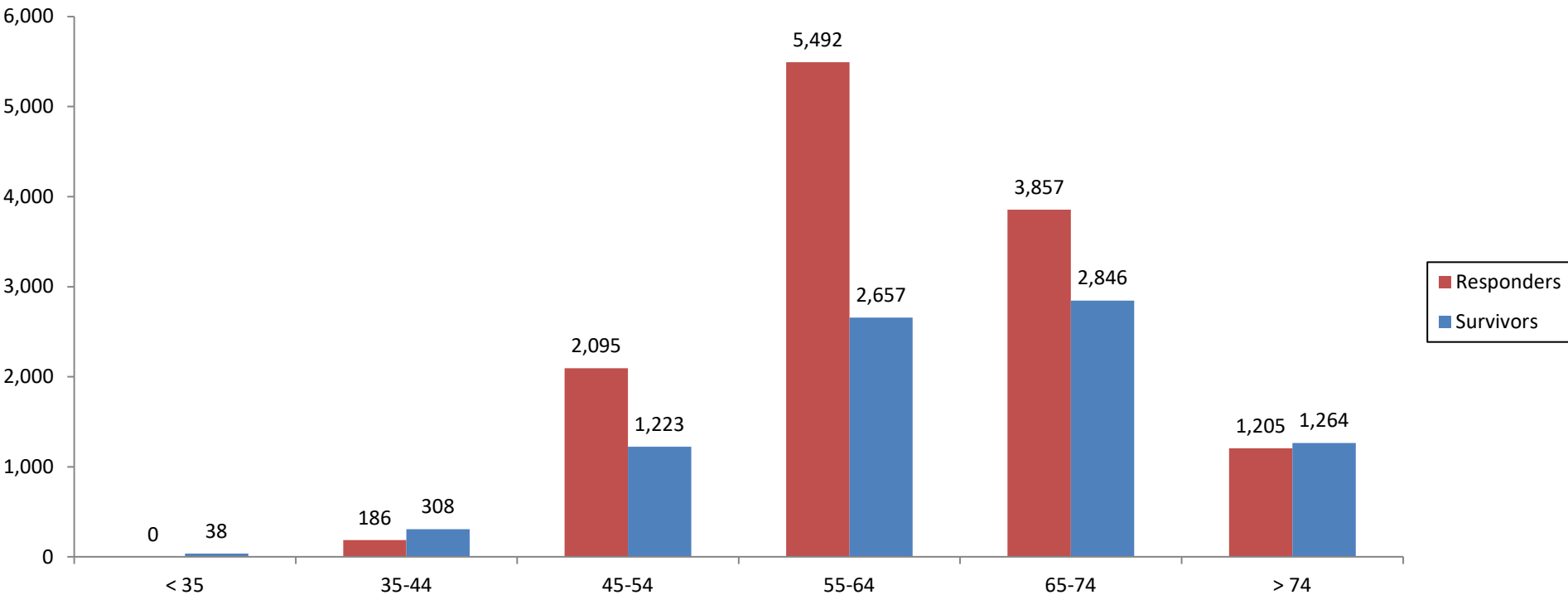
## Age Distribution\*



| Age   | Responders |     | Survivors |    | Total  |     |
|-------|------------|-----|-----------|----|--------|-----|
|       | #          | %   | #         | %  | #      | %   |
| < 45  | 1,460      | 3%  | 857       | 2% | 2,317  | 5%  |
| 45-54 | 10,948     | 23% | 1,776     | 4% | 12,724 | 27% |
| 55-64 | 15,372     | 33% | 3,626     | 8% | 18,998 | 41% |
| 65-74 | 6,712      | 14% | 3,057     | 7% | 9,769  | 21% |
| > 74  | 1,557      | 3%  | 1,249     | 3% | 2,806  | 6%  |

\* 46,614 members have at least one Aerodigestive certification. These data do not include 1,469 deceased members who had Aerodigestive certifications.

# Members with Cancer Certifications Age Distribution\*

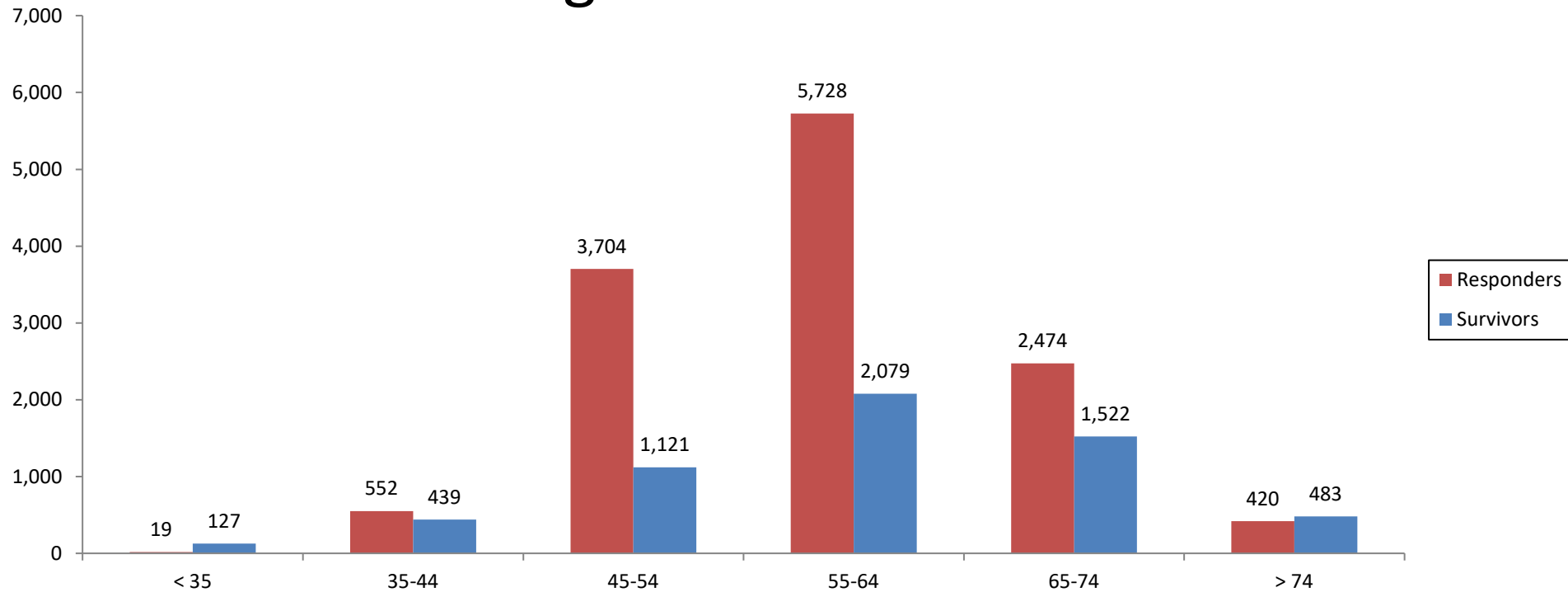


| Age   | Responders |     | Survivors |     | Total |     |
|-------|------------|-----|-----------|-----|-------|-----|
|       | #          | %   | #         | %   | #     | %   |
| < 35  | 0          | 0%  | 38        | 0%  | 38    | 0%  |
| 35-44 | 186        | 1%  | 308       | 1%  | 494   | 2%  |
| 45-54 | 2,095      | 10% | 1,223     | 6%  | 3,318 | 16% |
| 55-64 | 5,492      | 26% | 2,657     | 13% | 8,149 | 38% |
| 65-74 | 3,857      | 18% | 2,846     | 13% | 6,703 | 32% |
| > 74  | 1,205      | 6%  | 1,264     | 6%  | 2,469 | 12% |

\* 21,171 members have at least one Cancer certification. These data do not include 1,366 deceased members who had Cancer certifications.

# Members with Mental Health Certifications

## Age Distribution\*

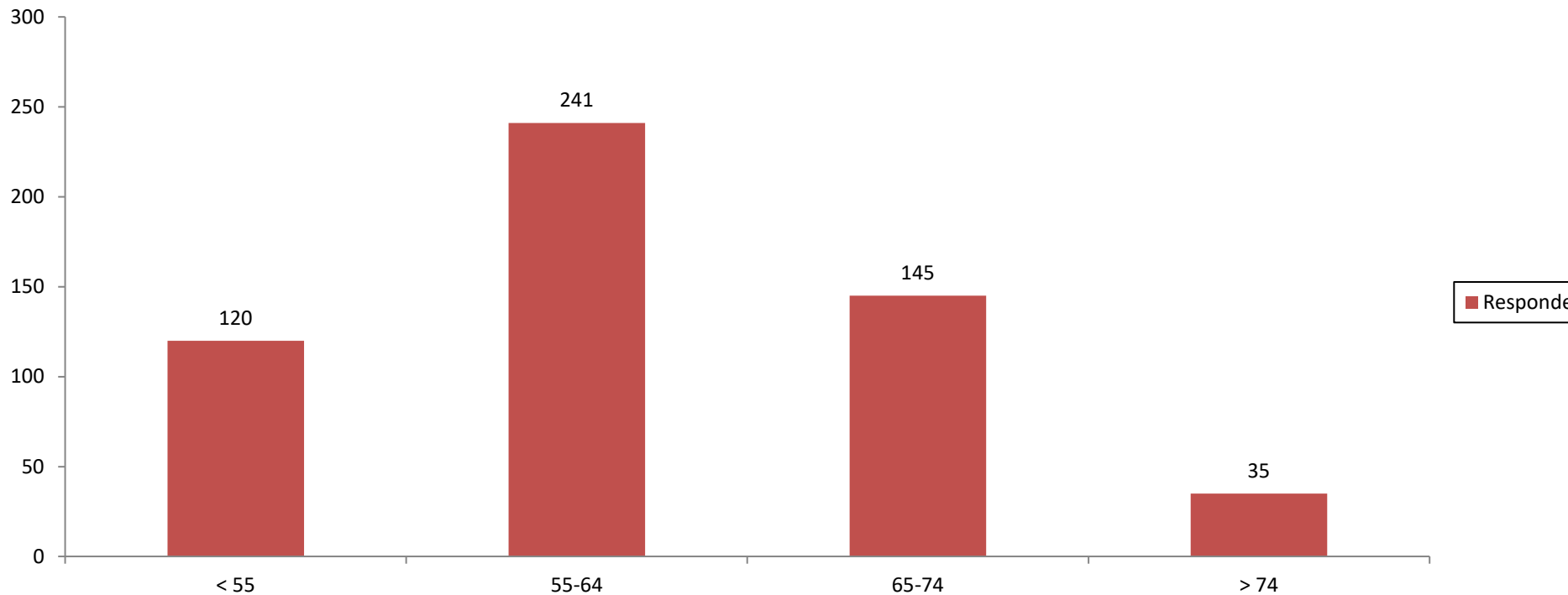


| Age   | Responders |     | Survivors |     | Total |     |
|-------|------------|-----|-----------|-----|-------|-----|
|       | #          | %   | #         | %   | #     | %   |
| < 35  | 19         | 0%  | 127       | 1%  | 146   | 1%  |
| 35-44 | 552        | 3%  | 439       | 2%  | 991   | 5%  |
| 45-54 | 3,704      | 20% | 1,121     | 6%  | 4,825 | 26% |
| 55-64 | 5,728      | 31% | 2,079     | 11% | 7,807 | 42% |
| 65-74 | 2,474      | 13% | 1,522     | 8%  | 3,996 | 21% |
| > 74  | 420        | 2%  | 483       | 3%  | 903   | 5%  |

\* 18,668 members have at least one Mental Health certification. These data do not include 638 deceased members who had Mental Health certifications.



# Members with Musculoskeletal and Acute Traumatic Injuries Certifications Age Distribution\*



| Age   | Responders |     | Survivors |    |
|-------|------------|-----|-----------|----|
|       | #          | %   | #         | %  |
| < 55  | 120        | 21% | 12        | 2% |
| 55-64 | 241        | 42% | 12        | 2% |
| 65-74 | 145        | 25% | < 10      | 2% |
| > 74  | 35         | 6%  | < 10      | 1% |

\* 577 members have at least one Musculoskeletal certification. These data do not include 20 deceased members who had Musculoskeletal certifications.