

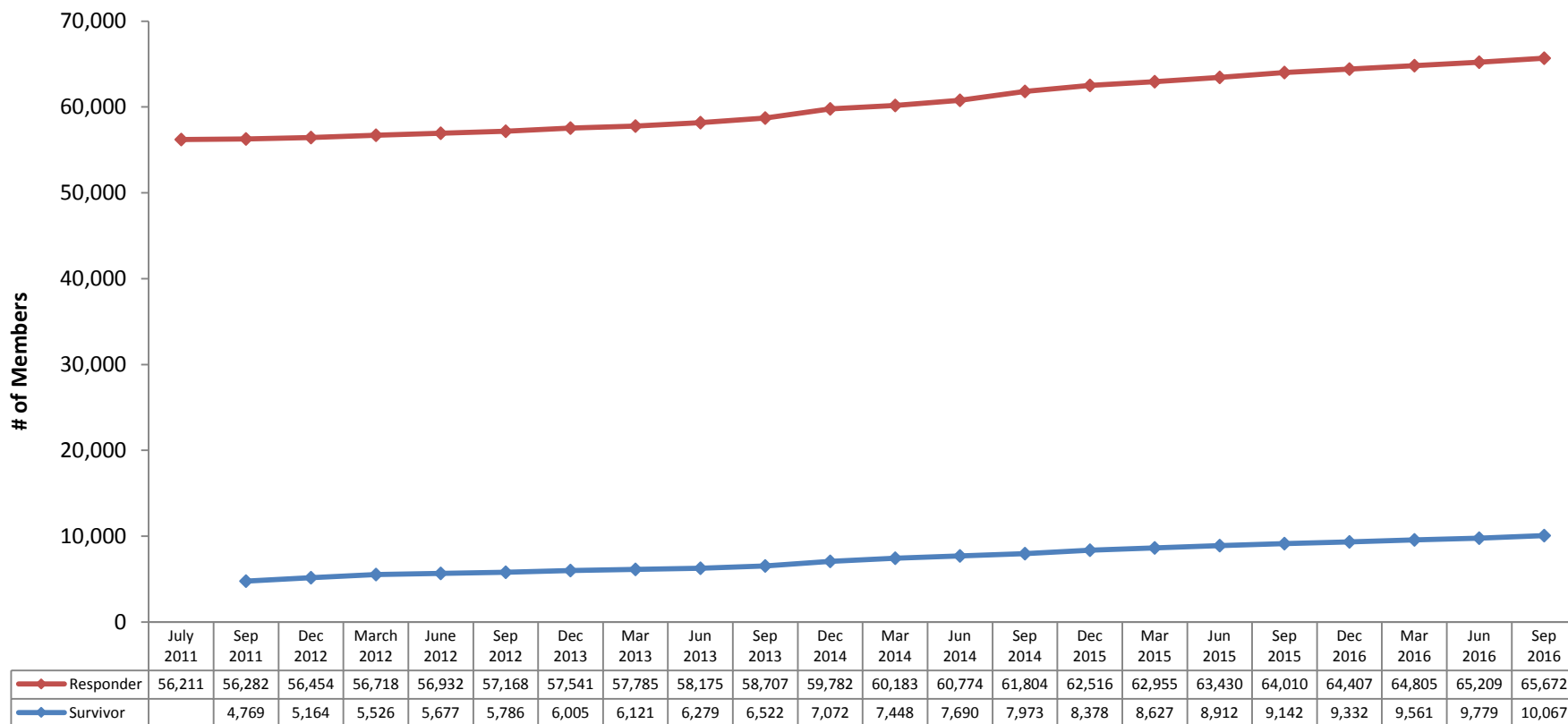
World Trade Center Health Program

Program at a Glance

As of September 30, 2016

Below you will find general program information related to members enrolled and members certified for treatment of health conditions in the WTC Health Program.

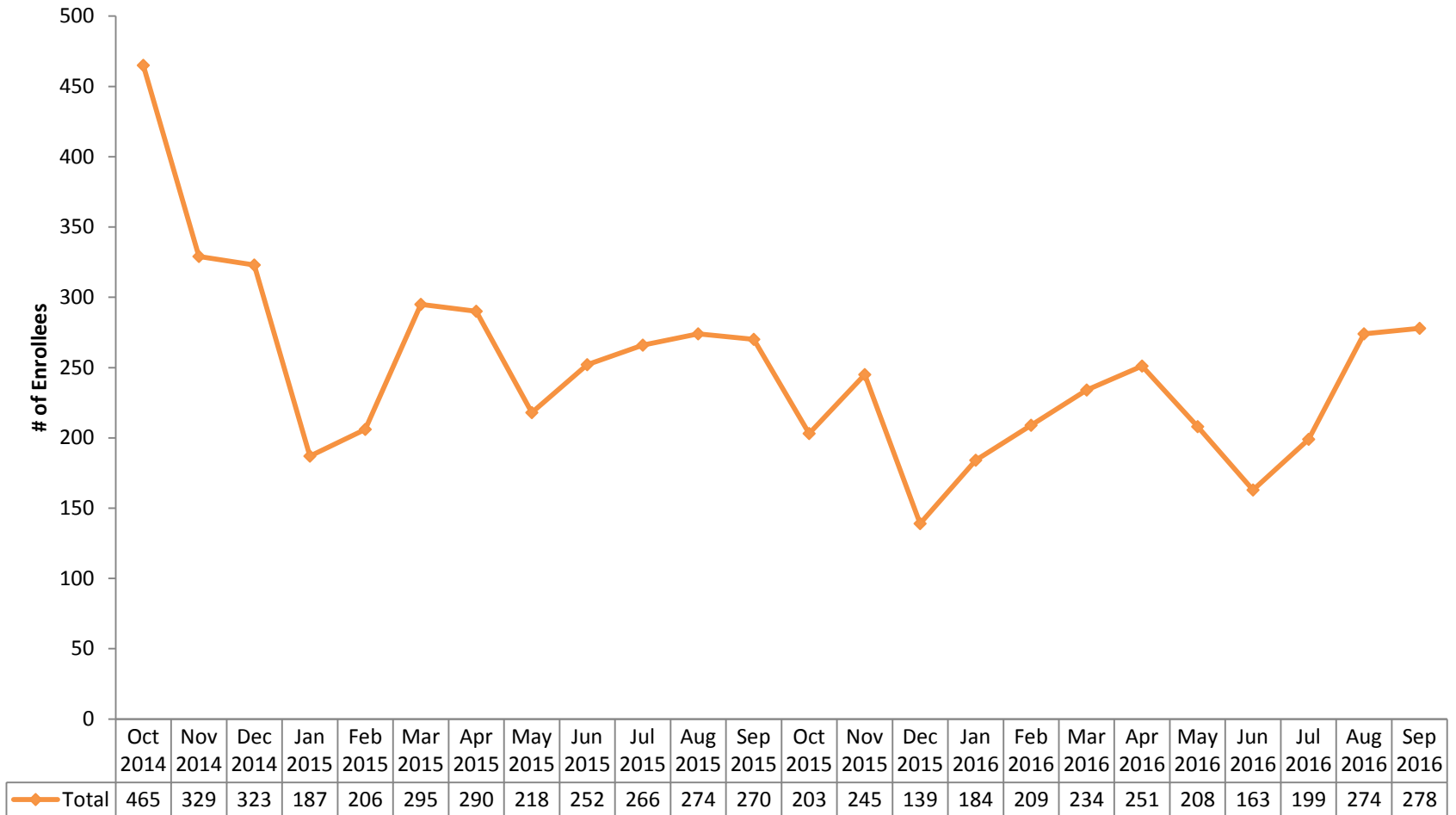
Overall Enrollment: Responder and Survivor



Note: The Program started on July 1, 2011, and at that time, 56,211 Responders were “grandfathered” from previous Federal activities. On September 29, 2011, 4,769 Survivors were likewise “grandfathered”. The chart above depicts enrollment from the beginning of the Program, starting with “grandfathered” members and the cumulative addition of new members each quarter. The date labels correspond to the end of the quarter (i.e., September 2016 represents cumulative members through September 30, 2016).

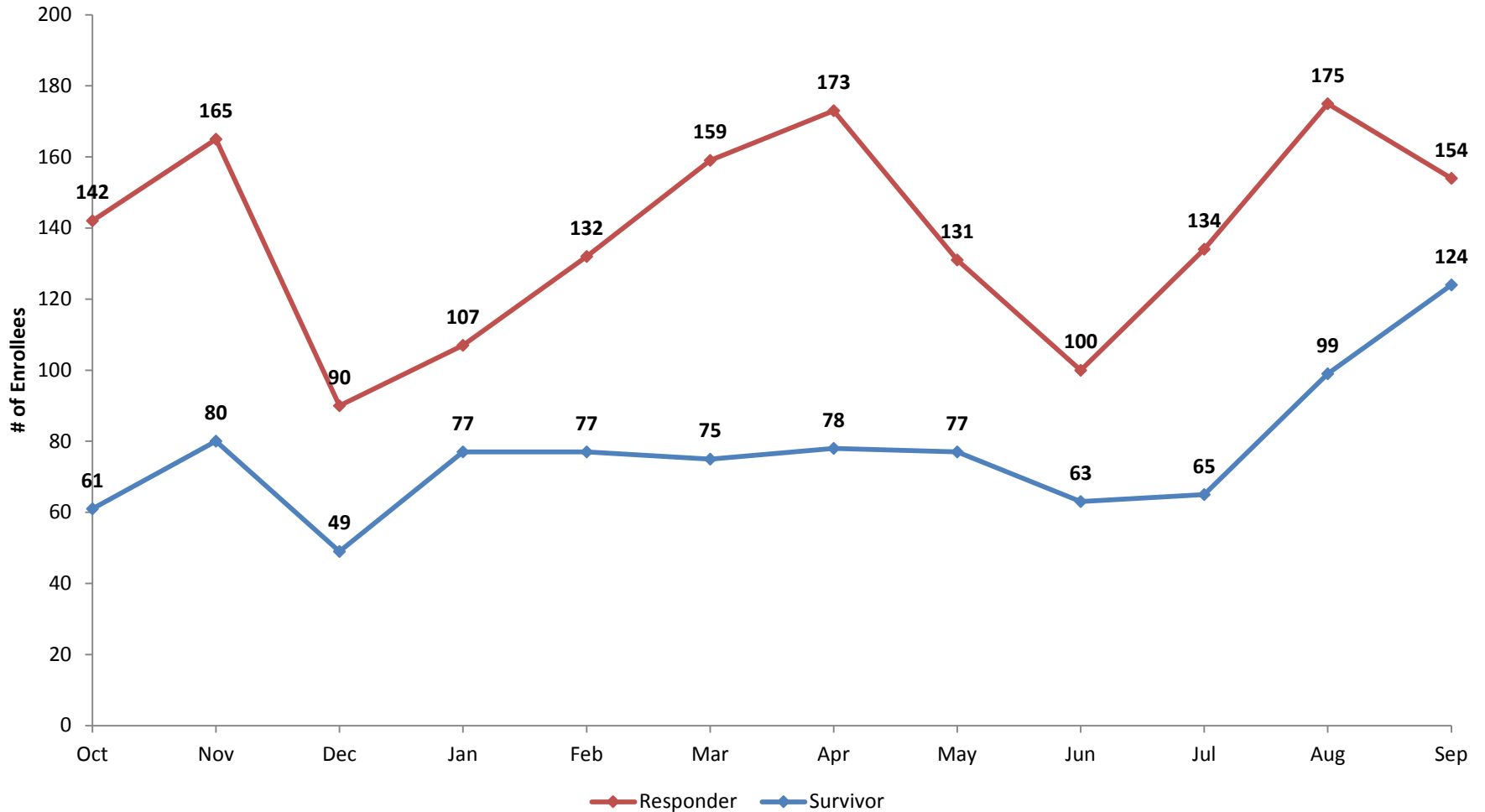
Data current as of September 30, 2016. For online access, visit www.cdc.gov/wtc/ataglanace.html

New Enrollees* Past 24 Months

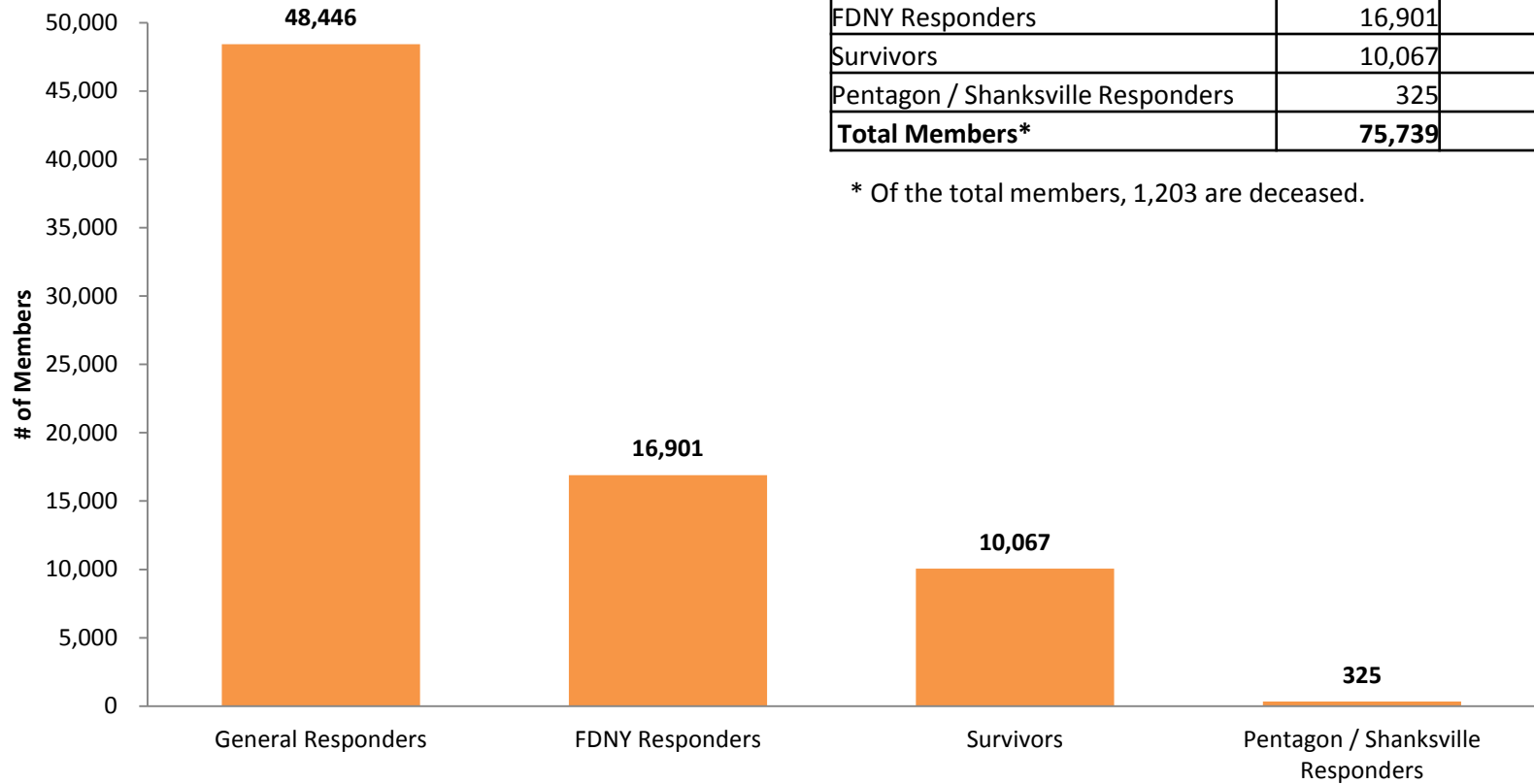


* Monthly totals include responders and survivors.

New Enrollees Responders and Survivors Past 12 Months



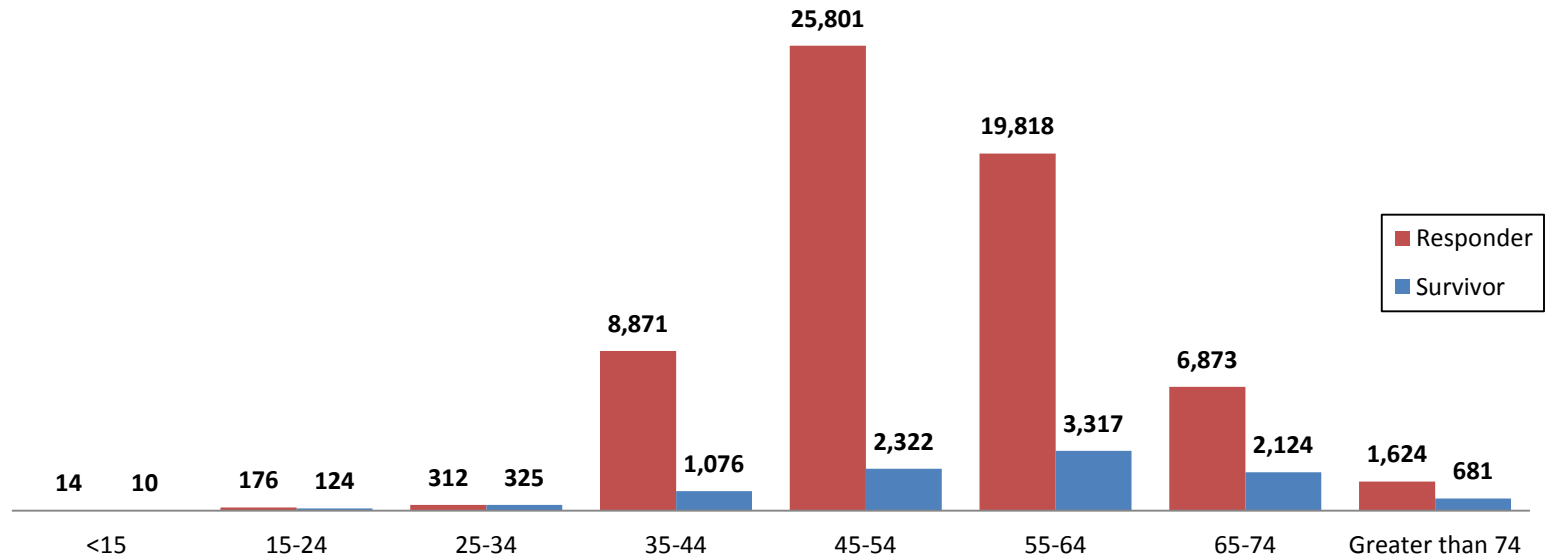
WTC Health Program Enrollment by Member Type



Member Type	#	%
General Responders	48,446	64%
FDNY Responders	16,901	22%
Survivors	10,067	13%
Pentagon / Shanksville Responders	325	<1%
Total Members*	75,739	

* Of the total members, 1,203 are deceased.

WTC Health Program Member Age Distribution



Age	Responder		Survivor		Total	
	#	%	#	%	#	%
<15	14	<1%	10	<1%	24	<1%
15-24	176	<1%	124	1%	300	<1%
25-34	312	<1%	325	3%	637	<1%
35-44	8,871	14%	1,076	11%	9,947	13%
45-54	25,801	40%	2,322	23%	28,123	38%
55-64	19,818	31%	3,317	33%	23,135	31%
65-74	6,873	11%	2,124	21%	8,997	12%
Greater than 74	1,624	3%	681	7%	2,305	3%
Not Available	1,066	2%	2	<1%	1,068	1%

Total Members*	64,555	87%	9,981	13%	74,536
Average Age	54		57		54

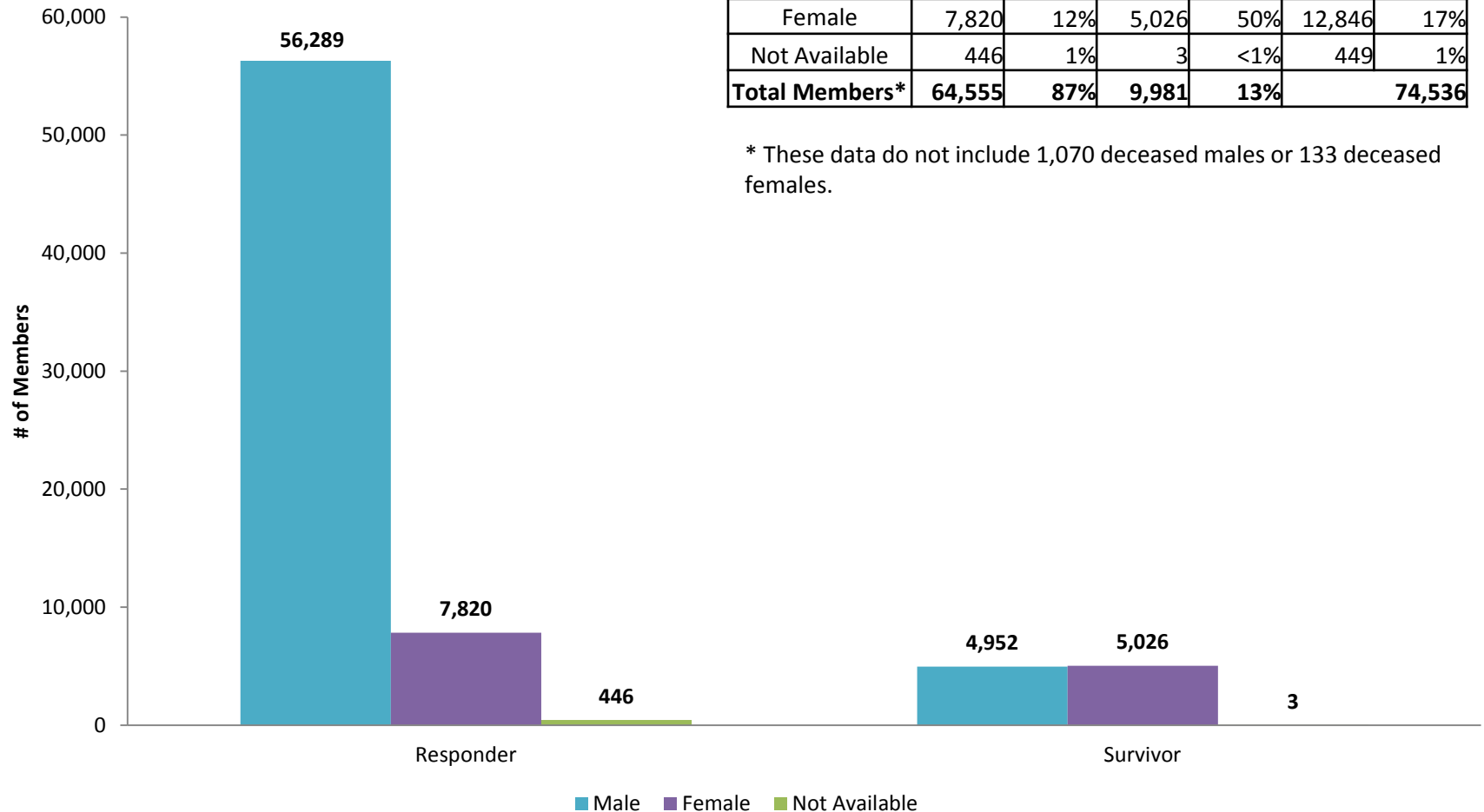
* These data do not include 1,117 deceased Responders or 86 deceased Survivors.

Data current as of September 30, 2016. For online access, visit www.cdc.gov/wtc/atagance.html

WTC Health Program Member Type by Gender

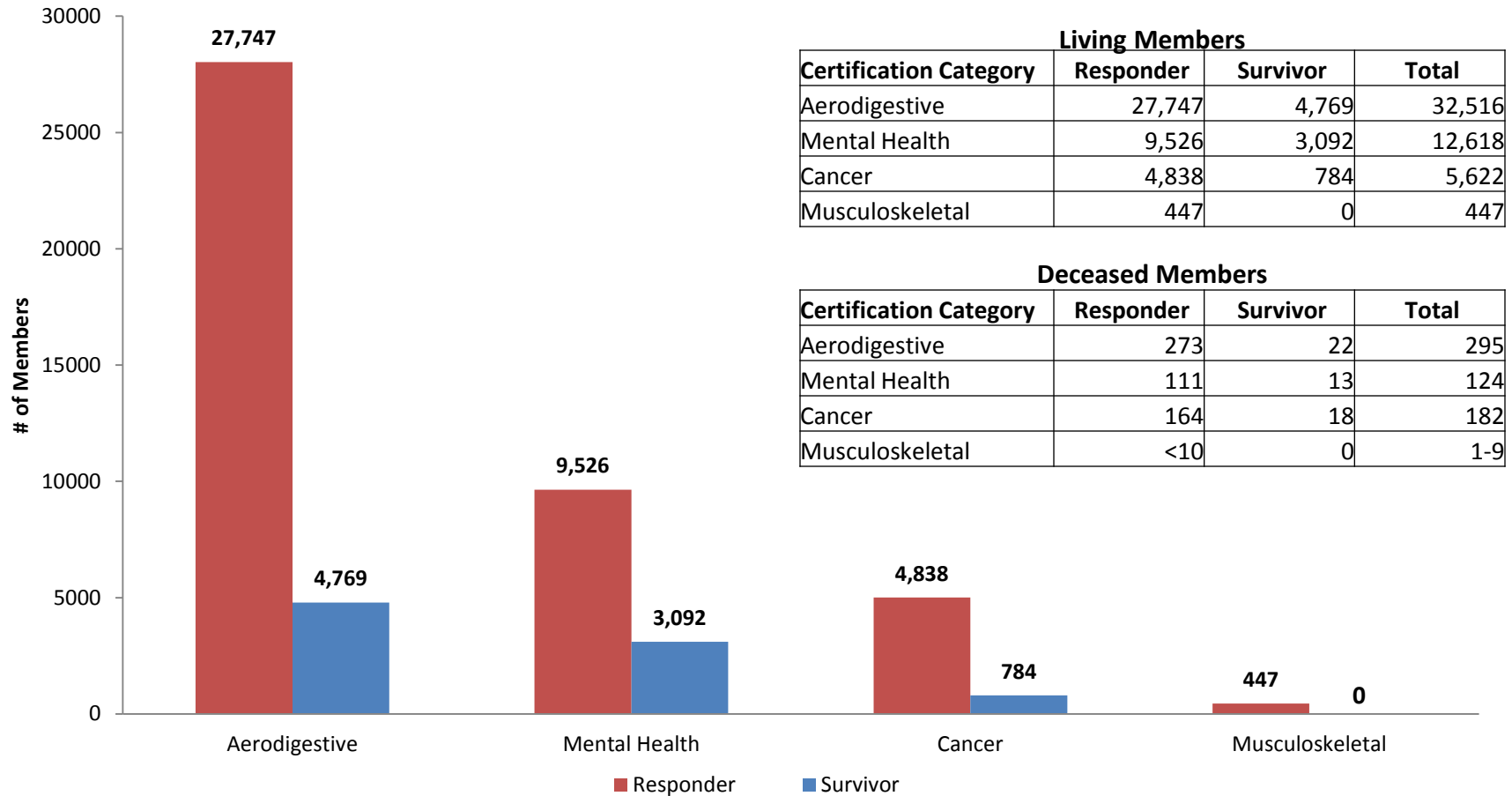
Gender	Responder		Survivor		Total	
	#	%	#	%	#	%
Male	56,289	87%	4,952	50%	61,241	82%
Female	7,820	12%	5,026	50%	12,846	17%
Not Available	446	1%	3	<1%	449	1%
Total Members*	64,555	87%	9,981	13%	74,536	

* These data do not include 1,070 deceased males or 133 deceased females.



Members with Certifications by Zadroga Act Categories of Conditions

Individual members may have certifications in more than one category.



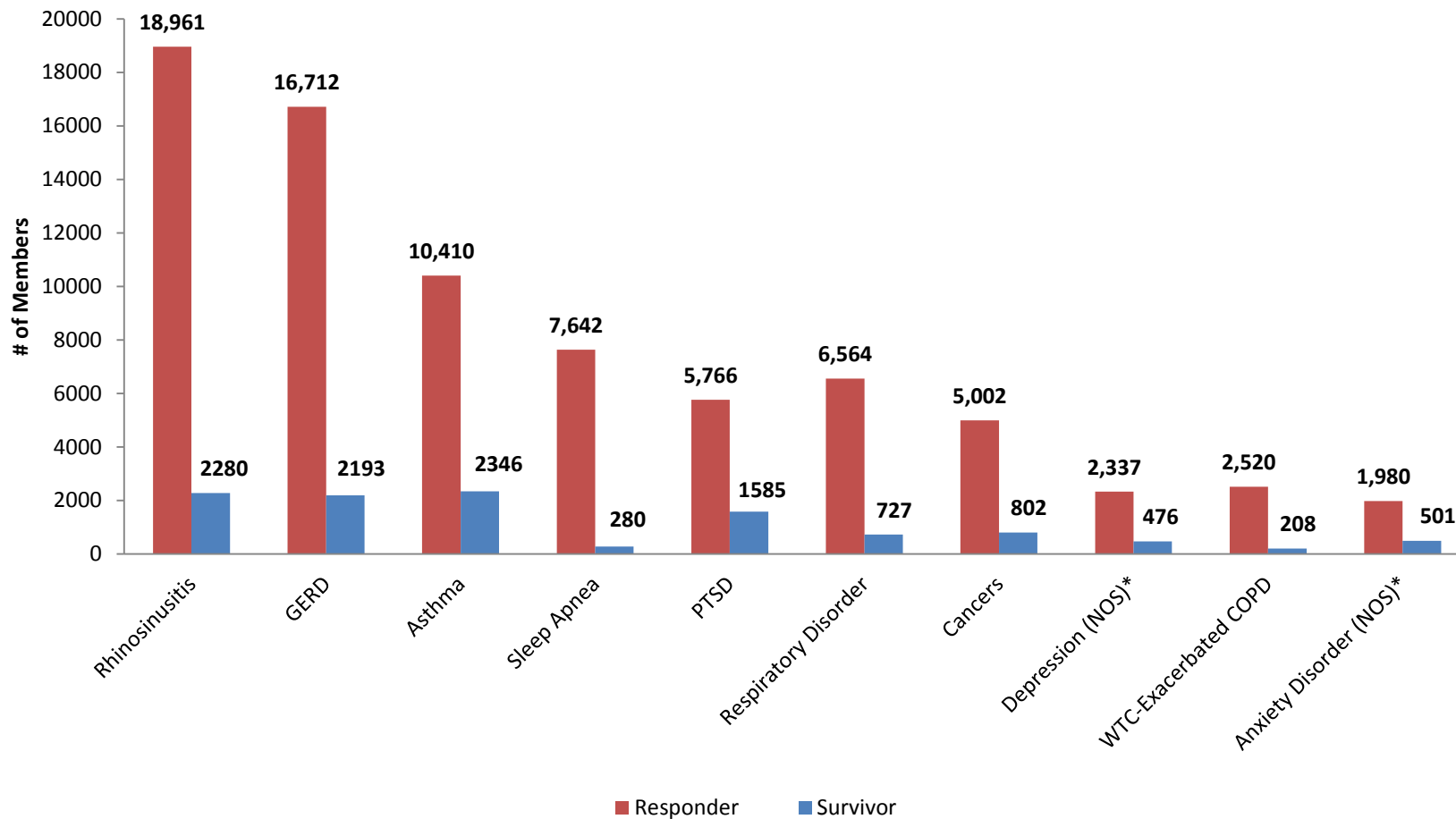
Certification Category	Responder	Survivor	Total
Aerodigestive	27,747	4,769	32,516
Mental Health	9,526	3,092	12,618
Cancer	4,838	784	5,622
Musculoskeletal	447	0	447

Certification Category	Responder	Survivor	Total
Aerodigestive	273	22	295
Mental Health	111	13	124
Cancer	164	18	182
Musculoskeletal	<10	0	1-9

Data in the bar chart represent living members only.

Top 10 Certified Conditions

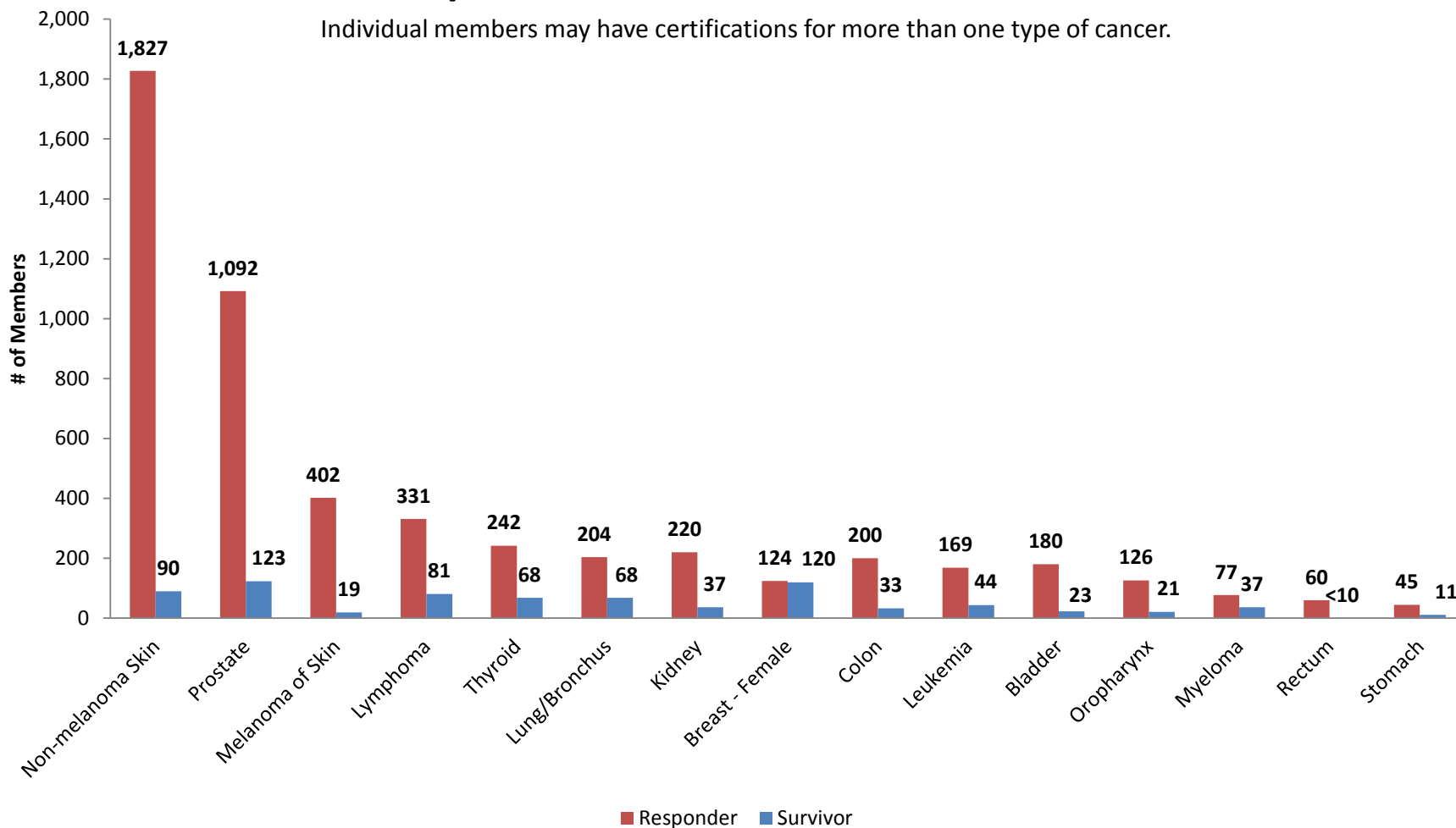
Individual members may have certifications for more than one condition.



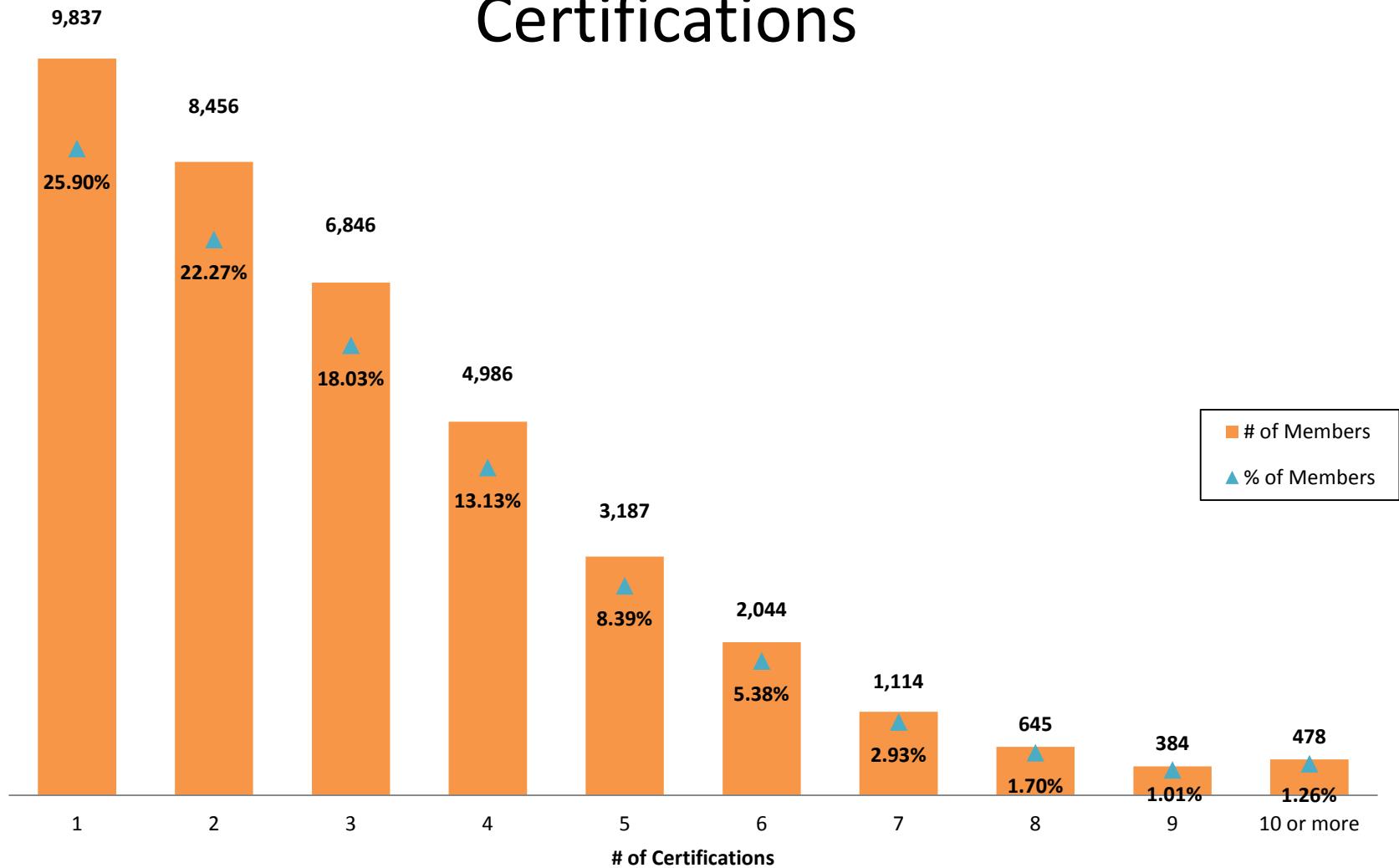
* The notation (NOS) refers to "not otherwise specified."

Top 15 Certified Cancers

Individual members may have certifications for more than one type of cancer.

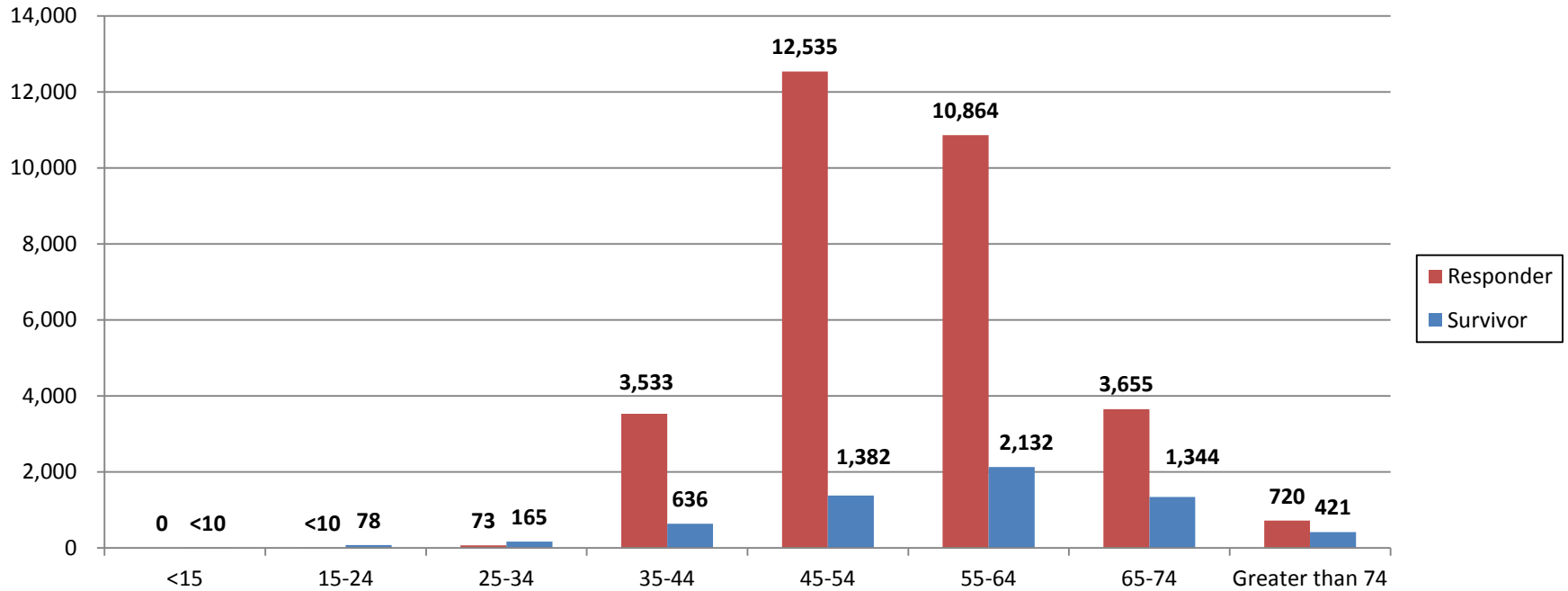


Number of Members with Only the Number of Certifications



*37,977 members (including 427 deceased members) have one or more certifications, which is the sum of the numbers on the chart above.

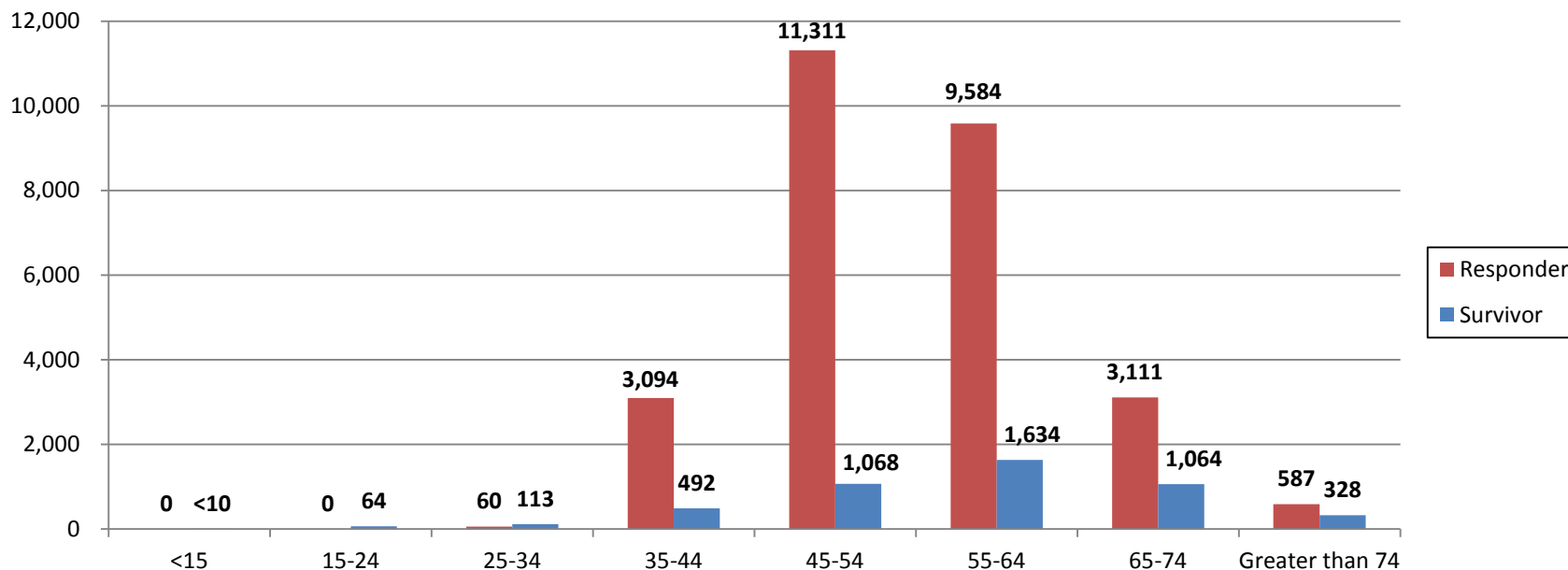
Members with Certifications Age Distribution*



Age	Responder		Survivor		Total	
	#	%	#	%	#	%
<15	0	0%	<10	0%	1-9	0%
15-24	<10	0%	78	1%	79-87	0%
25-34	73	0%	165	3%	238	1%
35-44	3,533	11%	636	10%	4,169	11%
45-54	12,535	40%	1,382	22%	13,917	37%
55-64	10,864	35%	2,132	35%	12,996	35%
65-74	3,655	12%	1,344	22%	4,999	13%
Greater than 74	720	2%	421	7%	1,141	3%

* 37,550 members hold at least one certification. These data do not include 427 deceased members who held certifications.

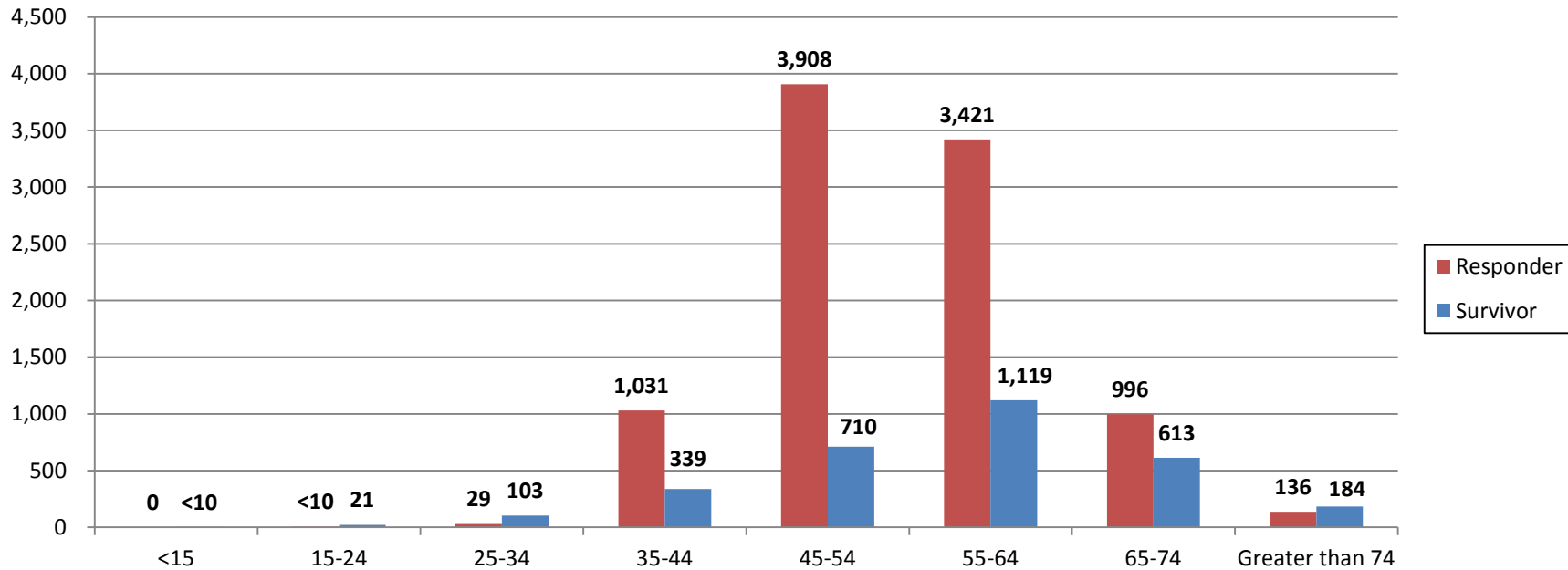
Members with Aerodigestive Certifications Age Distribution*



Age	Responder		Survivor		Total	
	#	%	#	%	#	%
<15	0	0%	<10	<1%	1-9	<1%
15-24	0	0%	64	<1%	64	<1%
25-34	60	<1%	113	2%	173	1%
35-44	3,094	11%	492	10%	3,586	11%
45-54	11,311	41%	1,068	22%	12,379	38%
55-64	9,584	35%	1,634	34%	11,218	34%
65-74	3,111	11%	1,064	22%	4,175	13%
Greater than 74	587	2%	328	7%	915	3%

- 32,511 – 32519 members hold at least one aerodigestive certification. These data do not include 295 deceased members who held aerodigestive certifications.

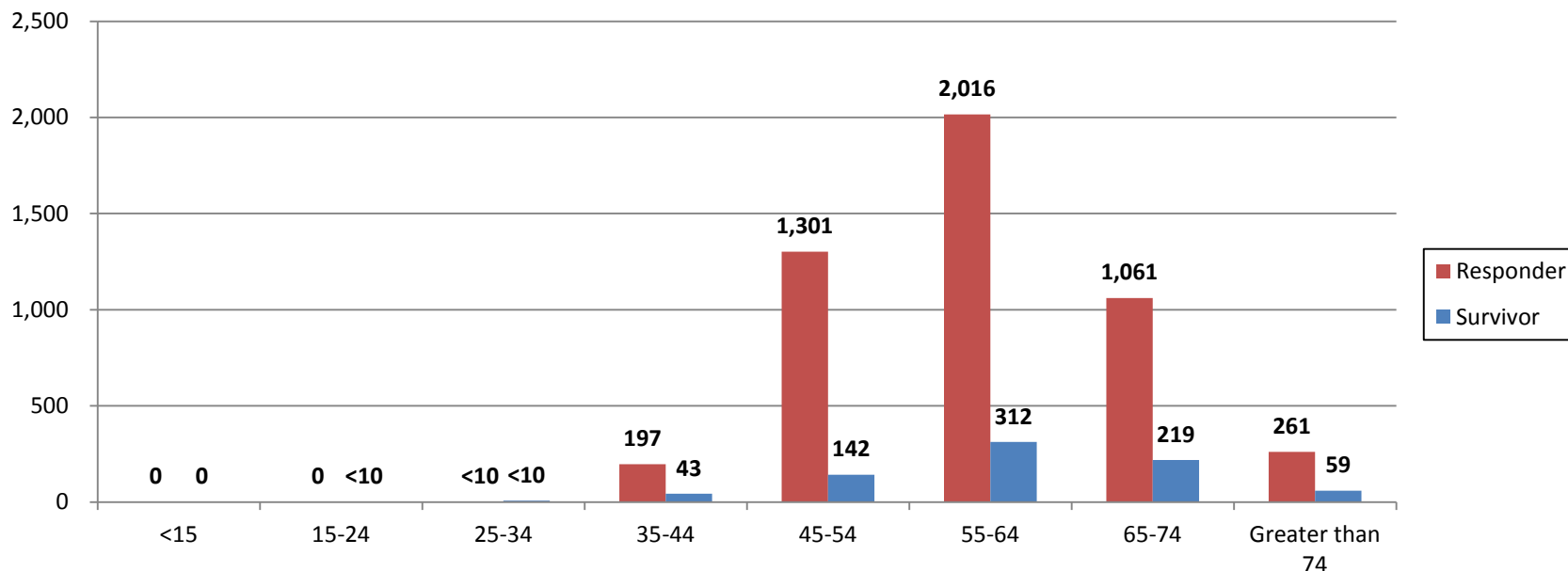
Members with Mental Health Certifications Age Distribution*



Age	Responder		Survivor		Total	
	#	%	#	%	#	%
<15	0	0%	<10	<1%	1-9	<1%
15-24	<10	<1%	21	<1%	22-30	<1%
25-34	29	<1%	103	3%	132	1%
35-44	1,031	11%	339	11%	1,370	11%
45-54	3,908	41%	710	23%	4,618	37%
55-64	3,421	36%	1,119	36%	4,540	36%
65-74	996	10%	613	20%	1,609	13%
Greater than 74	136	1%	184	6%	320	3%

* 12,618 members hold at least one mental health certification. These data do not include 124 deceased members who held mental health certifications.

Members with Cancer Certifications Age Distribution*

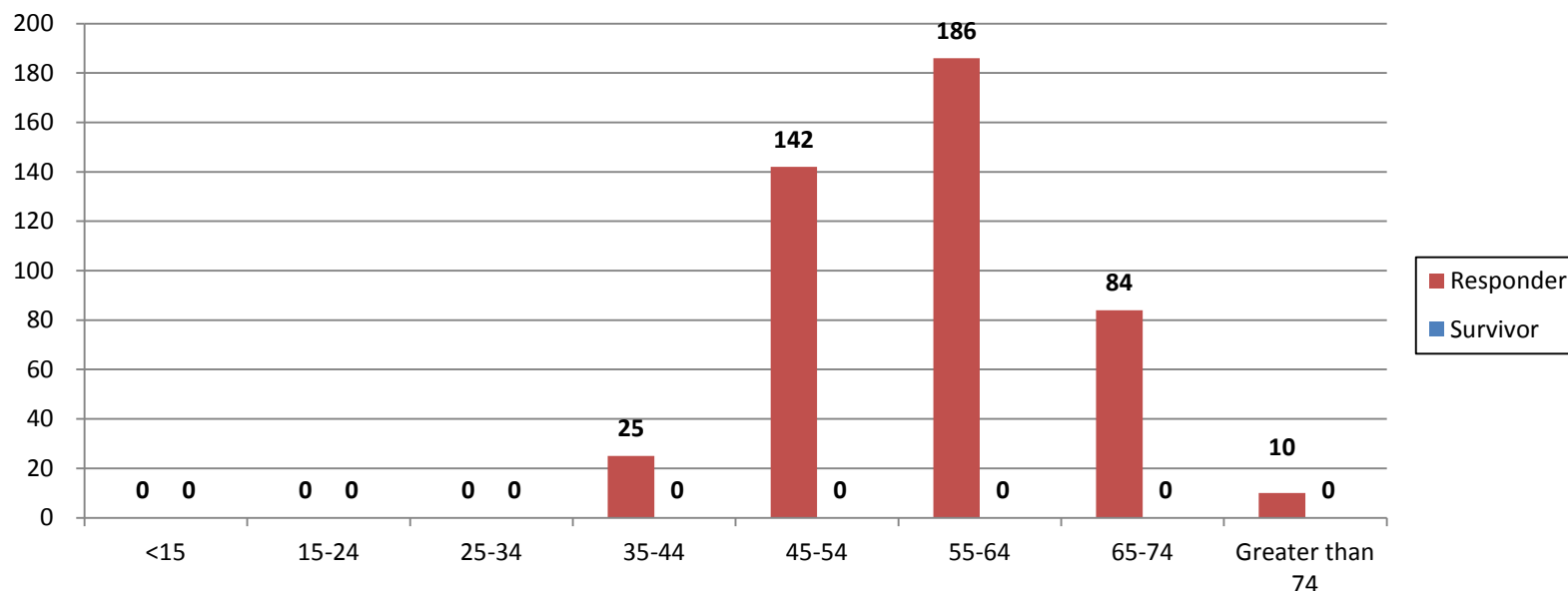


Age	Responder		Survivor		Total	
	#	%	#	%	#	%
<15	0	0%	0	0%	0	0%
15-24	0	0%	<10	<1%	1-9	<1%
25-34	<10	<1%	<10	<1%	2-18	<1%
35-44	197	4%	43	5%	240	4%
45-54	1,301	27%	142	18%	1,443	26%
55-64	2,016	42%	312	40%	2,328	41%
65-74	1,061	22%	219	28%	1,280	23%
Greater than 74	261	5%	59	8%	320	6%

* 5,622 members hold at least one cancer certification. These data do not include 182 deceased members who held cancer certifications.

Members with Musculoskeletal Certifications

Age Distribution*



Age	Responder		Survivor		Total	
	#	%	#	%	#	%
<15	0	0%	0	0%	0	0%
15-24	0	0%	0	0%	0	0%
25-34	0	0%	0	0%	0	0%
35-44	25	6%	0	0%	25	6%
45-54	142	32%	0	0%	142	32%
55-64	186	42%	0	0%	186	42%
65-74	84	19%	0	0%	84	19%
Greater than 74	10	2%	0	0%	10	2%

* 447 members hold at least one musculoskeletal certification. These data do not include 1-9 deceased members who held musculoskeletal certifications.