

Program Inventories: Overall Enrollment (as of 06/30/2016)

Enrollment Category	Grandfathered (60,981)	New Enrollees* (13,987)	Total Enrollment (74,968)	% of Growth since Zadroga (22.9%)
General Responder	39,398	8,904	48,302	22.6%
Survivors	4,770	5,000	9,770	104.8%
FDNY	16,813	83	16,896	0.5%

Members Treated in the NPN

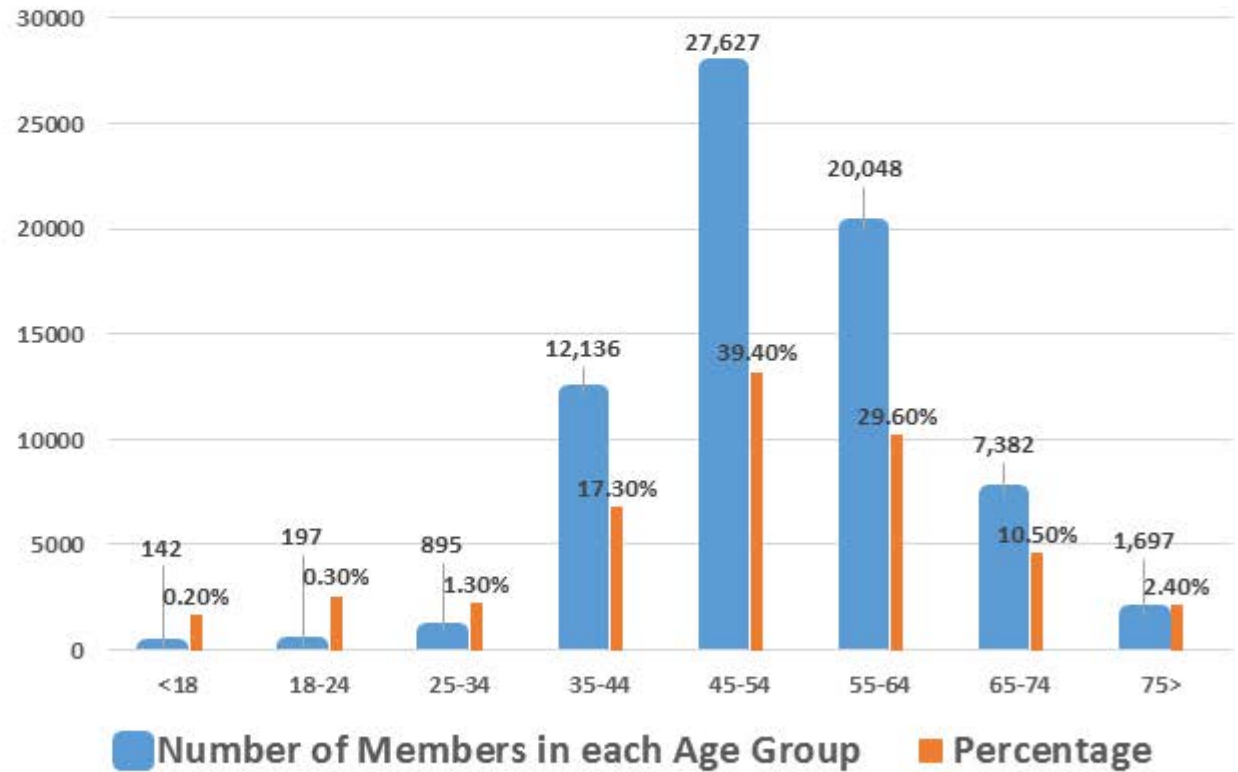
This is a subset of the numbers above and includes 280 Pentagon responders and 17 Shanksville responders.

Enrollment Category	Grandfathered			New Enrollees*			Total Enrollment			% of Growth since Zadroga
NPN	6,104			3,403			9,507			55.8%
	Responder	Survivor	FDNY	Responder	Survivor	FDNY	Responder	Survivor	FDNY	
	5,825	89	190	2,589	801	13	8,414	890	203	

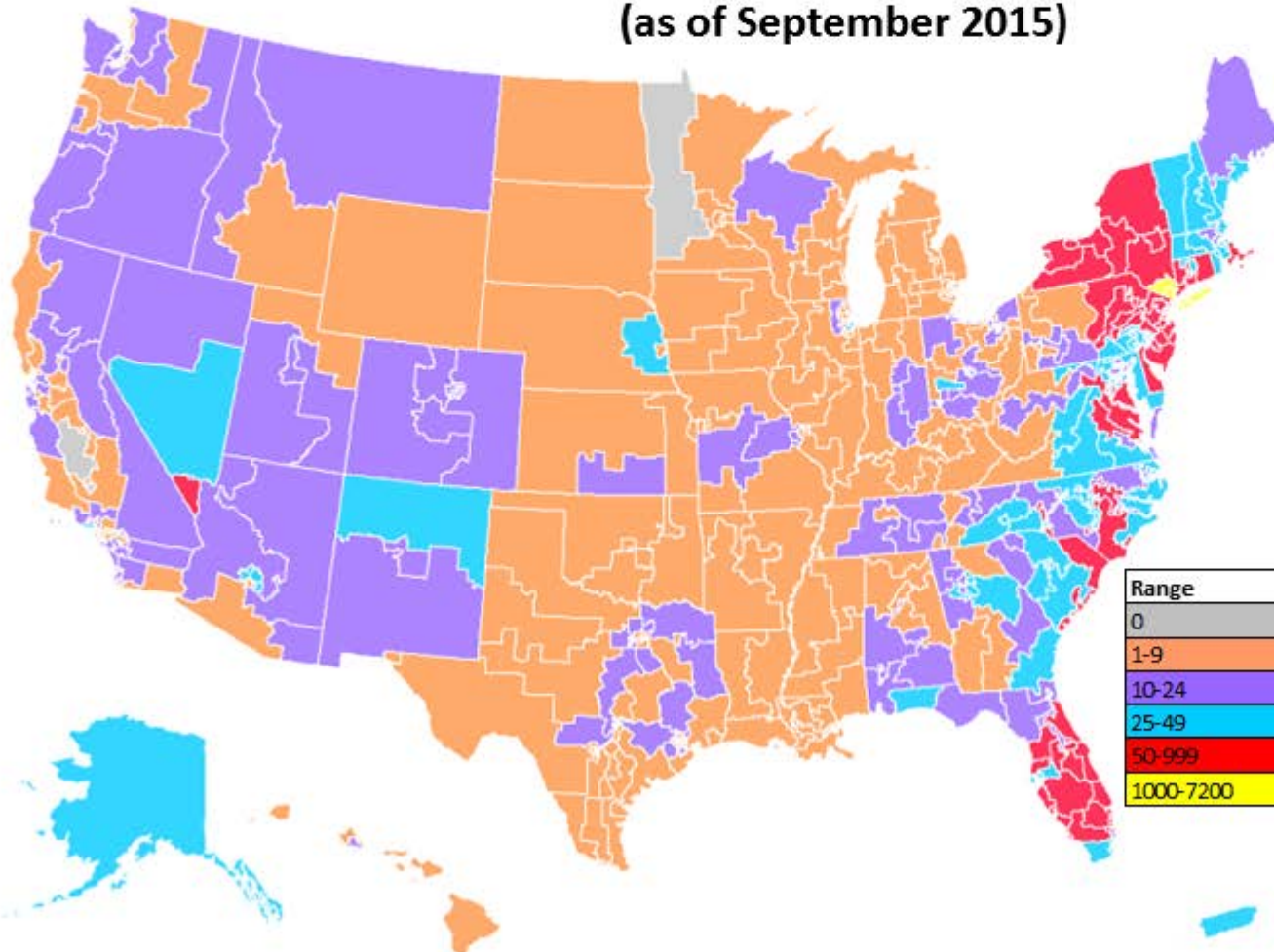
*Includes 412 of 778 eligible re-enrollees. Reenrollment ceased on 1/1/16 because sufficient time had been allowed for reenrollments to occur.

WTCHP Member Age Distribution (as of May 2015)

Age	# in each Age Group	%
<18	142	0.20%
18-24	197	0.30%
25-34	895	1.30%
35-44	12,136	17.30%
45-54	27,627	39.40%
55-64	20,048	29.60%
65-74	7,382	10.50%
75>	1,697	2.40%

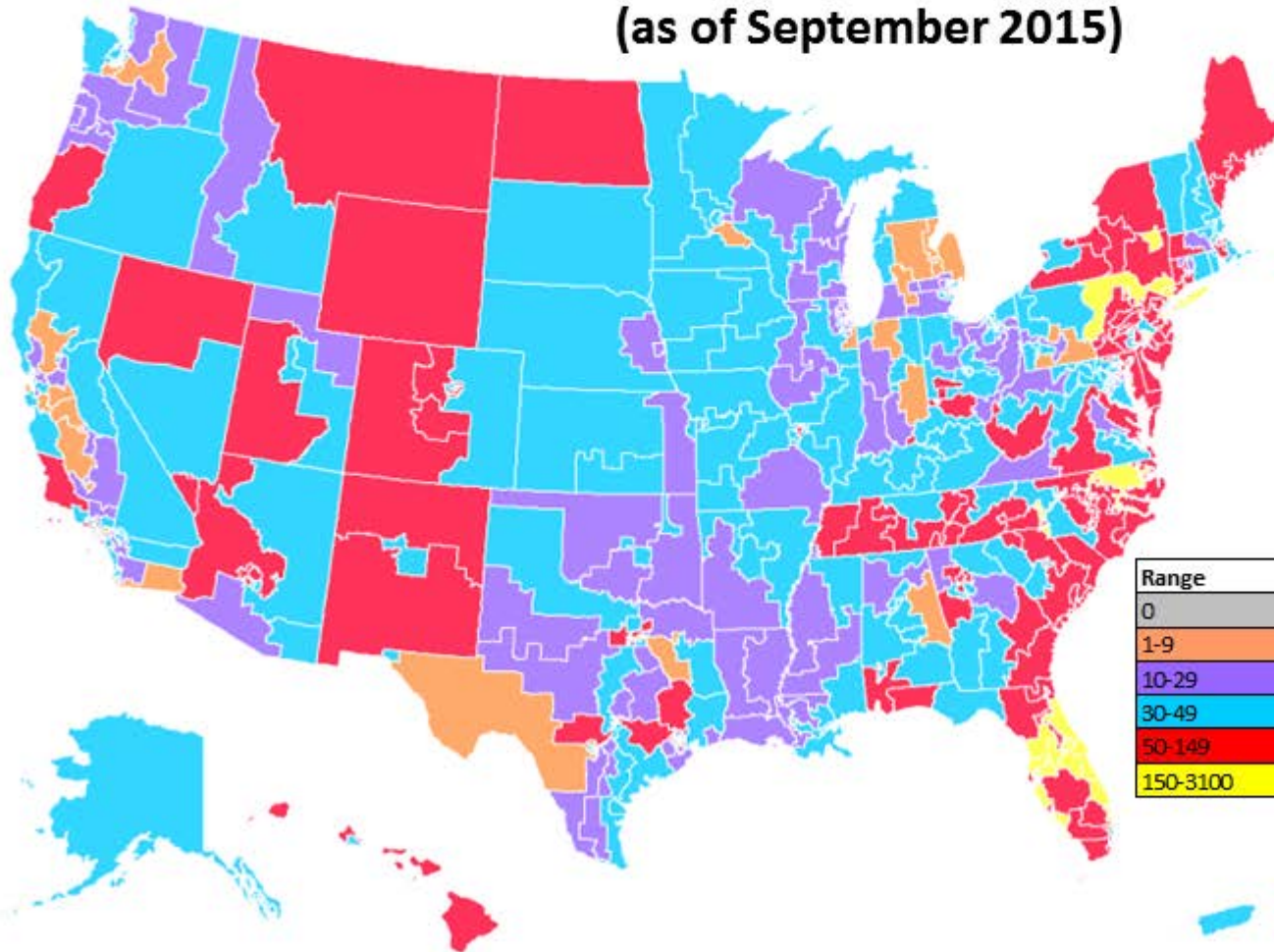


Total Member Population by 114th Congressional District (as of September 2015)



Range	Number of Districts	Number of Members
0	2	-
1-9	172	880
10-24	128	1,965
25-49	60	2,008
50-999	59	11,230
1000-7200	18	52,625

Provider Distribution by 114th Congressional District (as of September 2015)



Range	Number of Districts	Number of Providers
0	2	-
1-9	30	198
10-29	136	2,765
30-49	117	4,488
50-149	118	9,347
150-3100	36	20,283

Top 15 Certified Cancers—Member Counts (as of 6/30/2016)

Condition Category	Responders	Survivors	Combined
Non-melanoma Skin	1,622	85	1,707
Prostate	1,033	107	1,140
Lymphoma	311	80	391
Melanoma of Skin	375	15	390
Thyroid	232	67	299
Lung/Bronchus	193	59	252
Kidney	209	37	246
Breast - Female	116	110	226
Colon	186	29	215
Leukemia	165	44	209
Bladder	171	21	192
Oropharynx	122	21	143
Myeloma	71	35	106
Rectum	58	5	63
Stomach	45	10	55
Total	4,909	725	5,634

Cancer Certifications

(as of 9/9/2015 - does not include 1,000 deceased members)

Member Type	Number of Cancer Certifications	Number of Members with Cancer	Ratio of Certifications to Members
FDNY Responders	1,378	1,205	1.14
General Responders	2,862	2,421	1.18
Survivors	694	540	1.29
Total	4,934	4,166	1.18

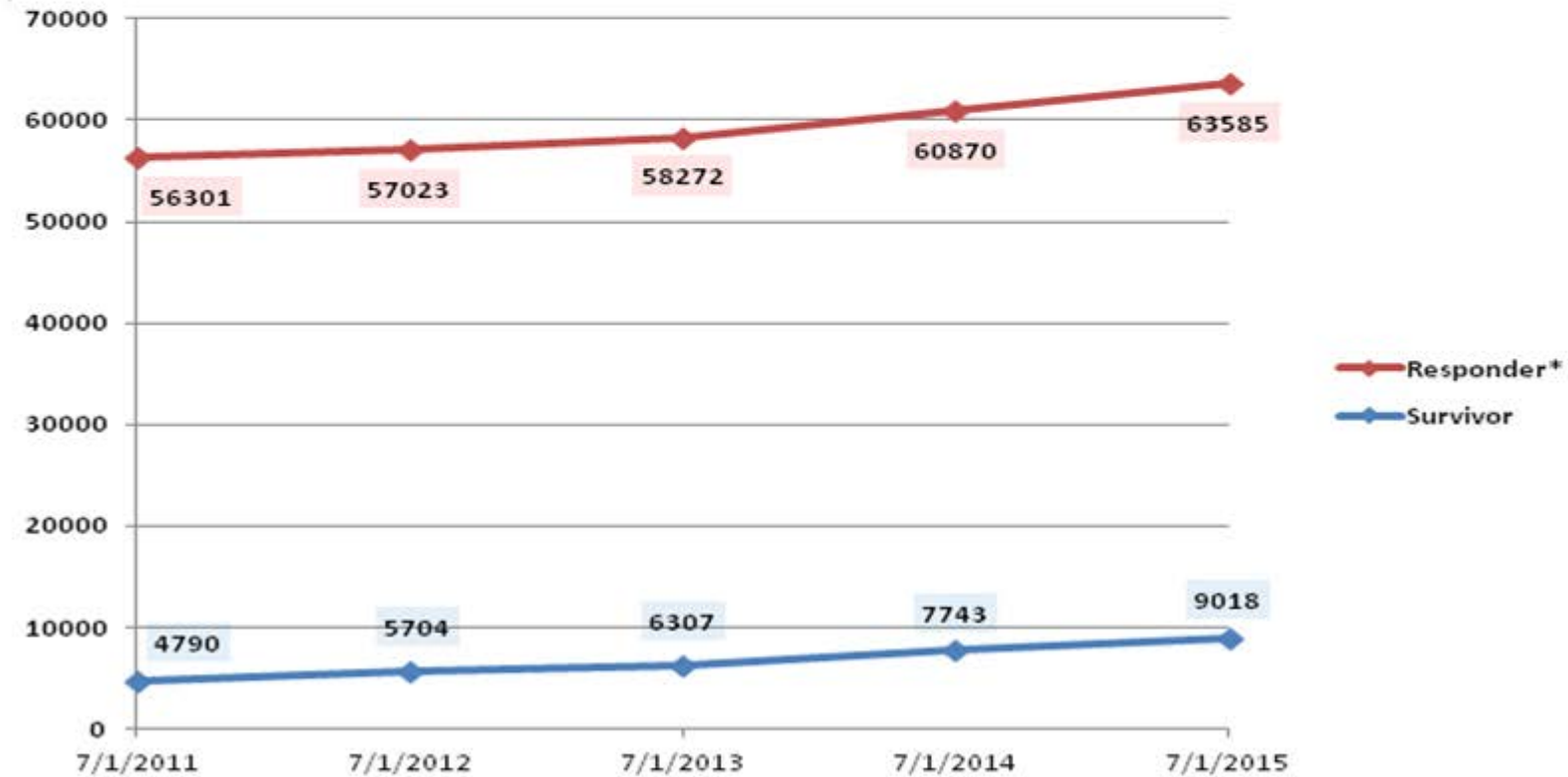
Data as of September 9, 2015 (does not include 1,000 deceased members)

Members with Only the Number of Certifications	
Number of Certifications	Members
0	36,987
1	11,623
2	10,013
3	7,639
4	3,130
5	1,626
6	738
7	171
8	34
9	6
10 or more	0
Total	71,967

Members with at Least the Number of Certifications	
Number of Certifications	Members
0	36,987
1 or more	34,980
2 or more	23,357
3 or more	13,344
4 or more	5,705
5 or more	2,575
6 or more	949
7 or more	211
8 or more	40
9 or more	6
10 or more	0
Total	71,967

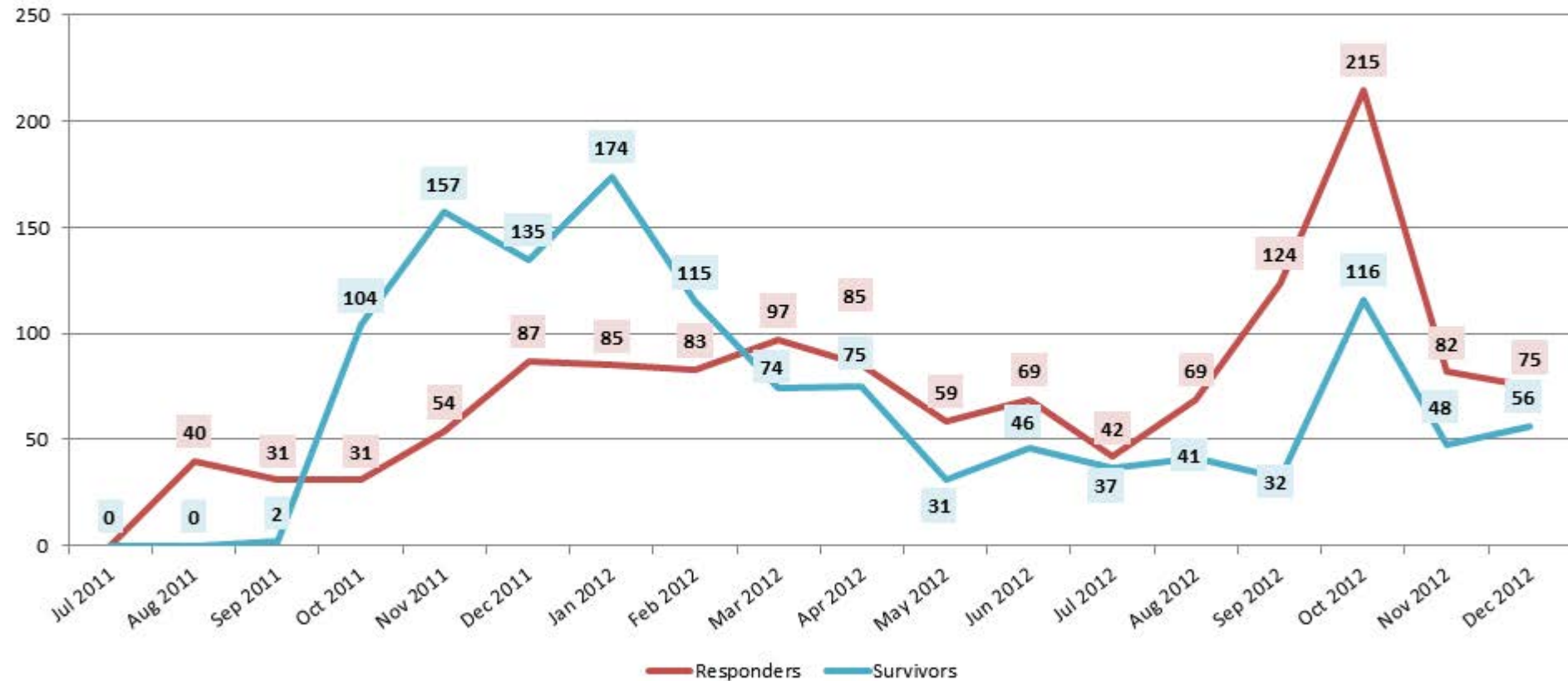
WTC Health Program - Overall Enrollment (as of 7/1/2015)

Note: The Program started on July 1, 2011, and at that time, 56,301 members were “grandfathered” from existing grants programs. The chart below depicts enrollment from the beginning of the Program and accounts for the members that were “grandfathered” into the Program.



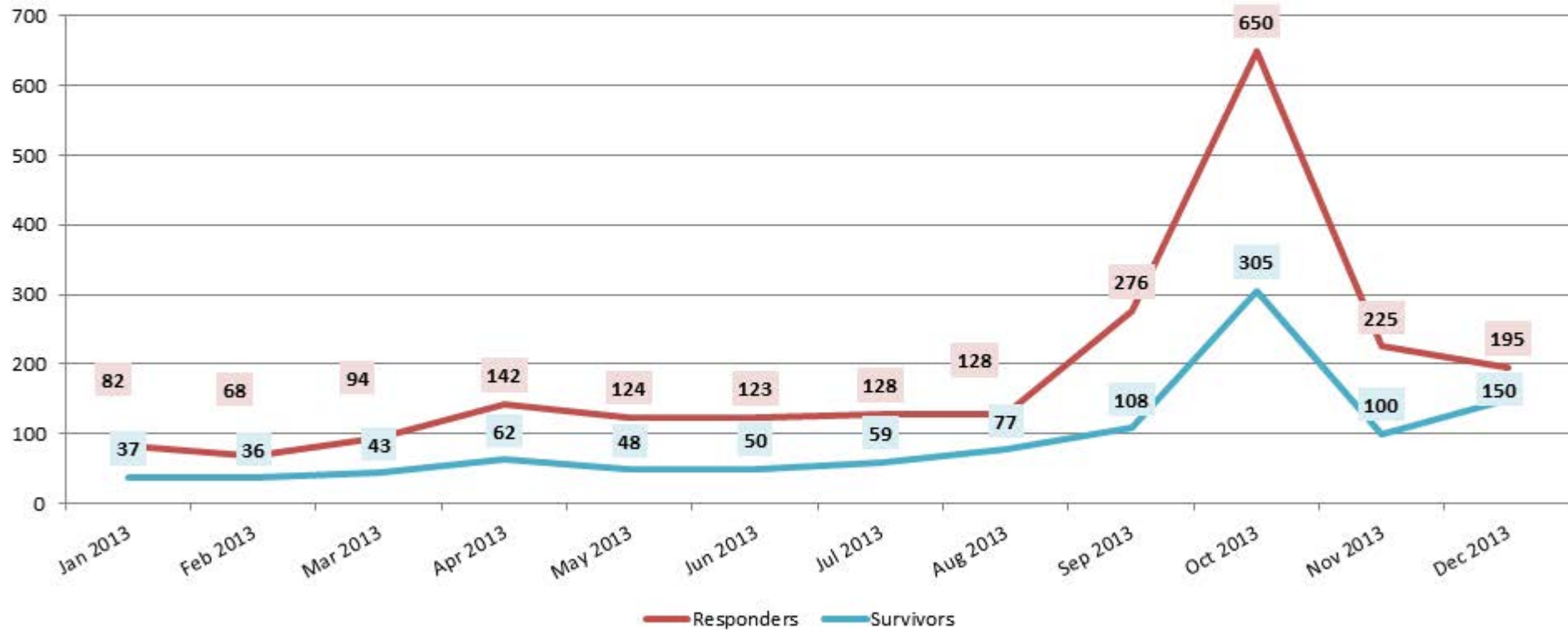
• Responder category includes: General Responder, FDNY Responder, Pentagon Responder, Shanksville Responder

Number of New Enrollments – 2011 and 2012



* Responder program began in July 2011 and the Survivor program began in September 2011.

Number of New Enrollments – 2013



New Enrollments – 2014

