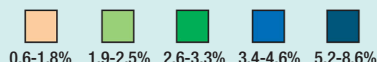
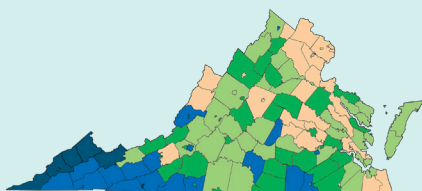


Virginia

The Impact of Vision Impairment

Prevalence



More than **160,000** people report blindness or severe difficulty seeing even with glasses¹.

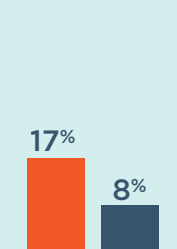


Severe vision impairment is **HIGHER** in those reporting:

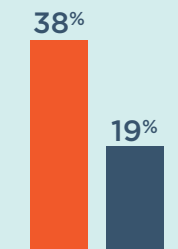
Poor Health **13%** vs Good Health **2%**
Less than High School **6%** vs High School and Above **2%**²

People with severe vision impairment are more likely to have²

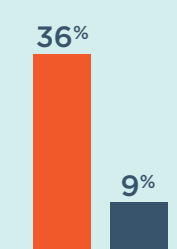
Diabetes



Arthritis



Mobility Issues



■ With severe vision impairment ■ Without severe vision impairment

43% of individuals 65 years and older with severe vision impairment reported having a fall in the previous year³

For more information, visit www.cdc.gov/visionhealth



U.S. Department of
Health and Human Services
Centers for Disease
Control and Prevention

National Association of Chronic Disease Directors
The Ohio State University College of Optometry

Data Sources:

1. U.S. Census Bureau, 2012–2016 American Community Survey 5-Year Estimates, self-report, crude prevalence, all ages.
2. Centers for Disease Control and Prevention, 2015 Behavioral Risk Factor Surveillance System, self-report, age adjusted, 18yo+.
3. Crews JE; Chou CF, Stevens JA, Saaddine JB. Falls Among Persons Aged ≥65 Years With and Without Severe Vision Impairment – United States, 2014. MMWR Morb Mortal Wkly Rep. 2016 May 6;65(17):433-7.