
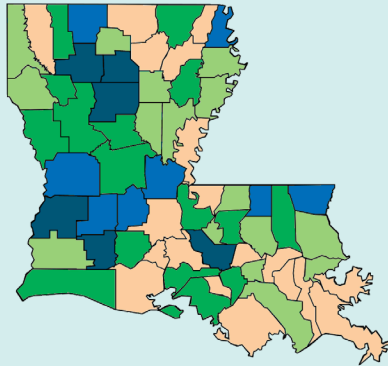


# Louisiana

# The Impact of Vision Impairment

## Prevalence



More than **140,000** people report blindness or severe difficulty seeing even with glasses<sup>1</sup>.

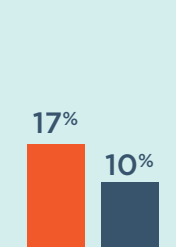


Severe vision impairment is **HIGHER** in those reporting:

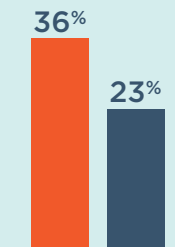
Poor Health **13%** vs Good Health **4%**  
Less than High School **8%** vs High School and Above **4%**<sup>2</sup>

People with severe vision impairment are more likely to have<sup>2</sup>

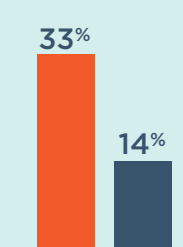
### Diabetes



### Arthritis



### Mobility Issues



■ With severe vision impairment ■ Without severe vision impairment

**41%**

of individuals 65 years and older with severe vision impairment reported having a fall in the previous year<sup>3</sup>

For more information, visit [www.cdc.gov/visionhealth](http://www.cdc.gov/visionhealth)



**U.S. Department of Health and Human Services**  
Centers for Disease Control and Prevention

National Association of Chronic Disease Directors  
The Ohio State University College of Optometry

#### Data Sources:

1. U.S. Census Bureau, 2012–2016 American Community Survey 5-Year Estimates, self-report, crude prevalence, all ages.
2. Centers for Disease Control and Prevention, 2015 Behavioral Risk Factor Surveillance System, self-report, age adjusted, 18yo+.
3. Crews JE; Chou CF, Stevens JA, Saaddine JB. Falls Among Persons Aged ≥65 Years With and Without Severe Vision Impairment – United States, 2014. MMWR Morb Mortal Wkly Rep. 2016 May 6;65(17):433-7.