

Motor Vehicle Crash Deaths: Costly But Preventable

ILLINOIS



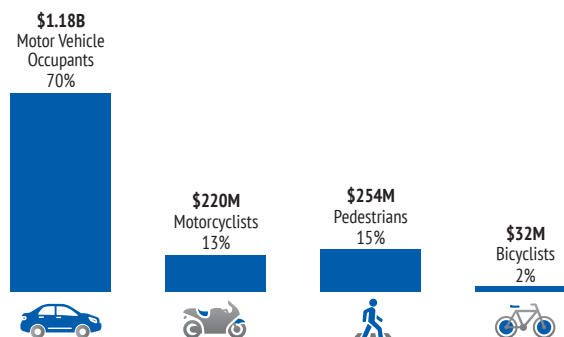
Motor vehicle crashes and their resulting injuries are preventable; state-level changes are especially effective for prevention.

TAKING ACTION CAN SAVE LIVES

In 2018, nearly 1,200 people in Illinois were killed in motor vehicle traffic crashes. Illinois can consider the following proven strategies, and the enforcement of related policies, to save lives and money:

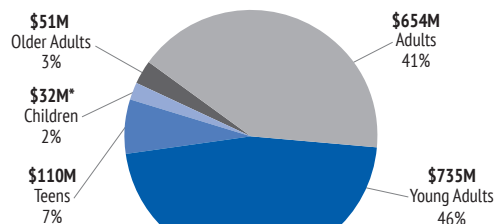
- Child passenger safety laws that require proper car seat and booster seat use until at least age 9
- Ignition interlock devices required for all (including first-time) offenders convicted of alcohol-impaired driving
- A graduated driver licensing (GDL) system that includes:
 - A minimum age of 16 for obtaining a learner's permit
 - A mandatory learner's permit holding period of 12 months
 - Restrictions against nighttime driving between 10:00 pm and 5:00 am (or longer)
 - A minimum age of 18 for lifting young passenger restrictions

COST OF TRAFFIC DEATHS BY TYPE OF ROAD USER ILLINOIS



Source: CDC WISQARS (Web-based Injury Statistics Query and Reporting System), 2018

COST OF TRAFFIC DEATHS BY AGE GROUP ILLINOIS



Children: 0-14, Teens: 15-19, Young Adults: 20-34, Adults: 35-64, Older Adults: 65+
Source: CDC WISQARS, 2018

*Cost is based on fewer than 20 deaths and may be unstable.



Centers for Disease
Control and Prevention
National Center for Injury
Prevention and Control

Working together, we can help keep people safe on the road—every day.
www.cdc.gov/motorvehiclesafety/statecosts

HOW DOES YOUR STATE COMPARE?



STATES IN YOUR REGION

	Total population in 2018	Traffic crash death costs in 2018
Minnesota	5.6M	\$627M
Wisconsin	5.8M	\$828M
Indiana	6.7M	\$1.22B
Michigan	10.0M	\$1.36B
Ohio	11.7M	\$1.69B
Illinois	12.7M	\$1.70B

The cost figures presented in the fact sheets are based on information collected by each individual state. There may be differences between states' methods of collection and categorization of these data.

PREVENTION SAVES MONEY

The **best way** to reduce motor vehicle crash costs is to prevent crashes. Some effective strategies for preventing crashes include:


- automated red-light and speed-camera enforcement
- comprehensive graduated driver licensing systems
- publicized sobriety checkpoints
- mandatory ignition interlocks for all (including first-time) offenders convicted of alcohol-impaired driving

The **next best way** to reduce costs is to prevent injuries when crashes occur. Proven ways to prevent injuries during a crash include:

- high-visibility enforcement of seat belt and child restraint laws
- primary seat belt laws for all seating positions
- laws that require car seat or booster seat use for children until at least age 9
- distribution plus education programs for car seats and booster seats
- bicycle helmet laws for children

For more information about these and other effective programs, visit www.cdc.gov/motorvehiclesafety.

CDC'S COST ESTIMATE TOOLS



CDC's interactive calculator, MV PICCS (Motor Vehicle Prioritizing Interventions and Cost Calculator for States), was designed to help decision makers prioritize and select from a suite of 14 effective motor vehicle injury prevention interventions. At the state level, MV PICCS calculates the expected number and monetized value of injuries prevented and lives saved and the costs of implementation, while taking into account available resources. Visit www.cdc.gov/motorvehiclesafety/calculator.

CDC's Web-based Injury Statistics Query and Reporting System (WISQARS) is an online, interactive system that provides reports of injury-related data. To find the costs of various injury deaths and nonfatal injuries, visit www.cdc.gov/injury/wisqars.

WISQARS 