

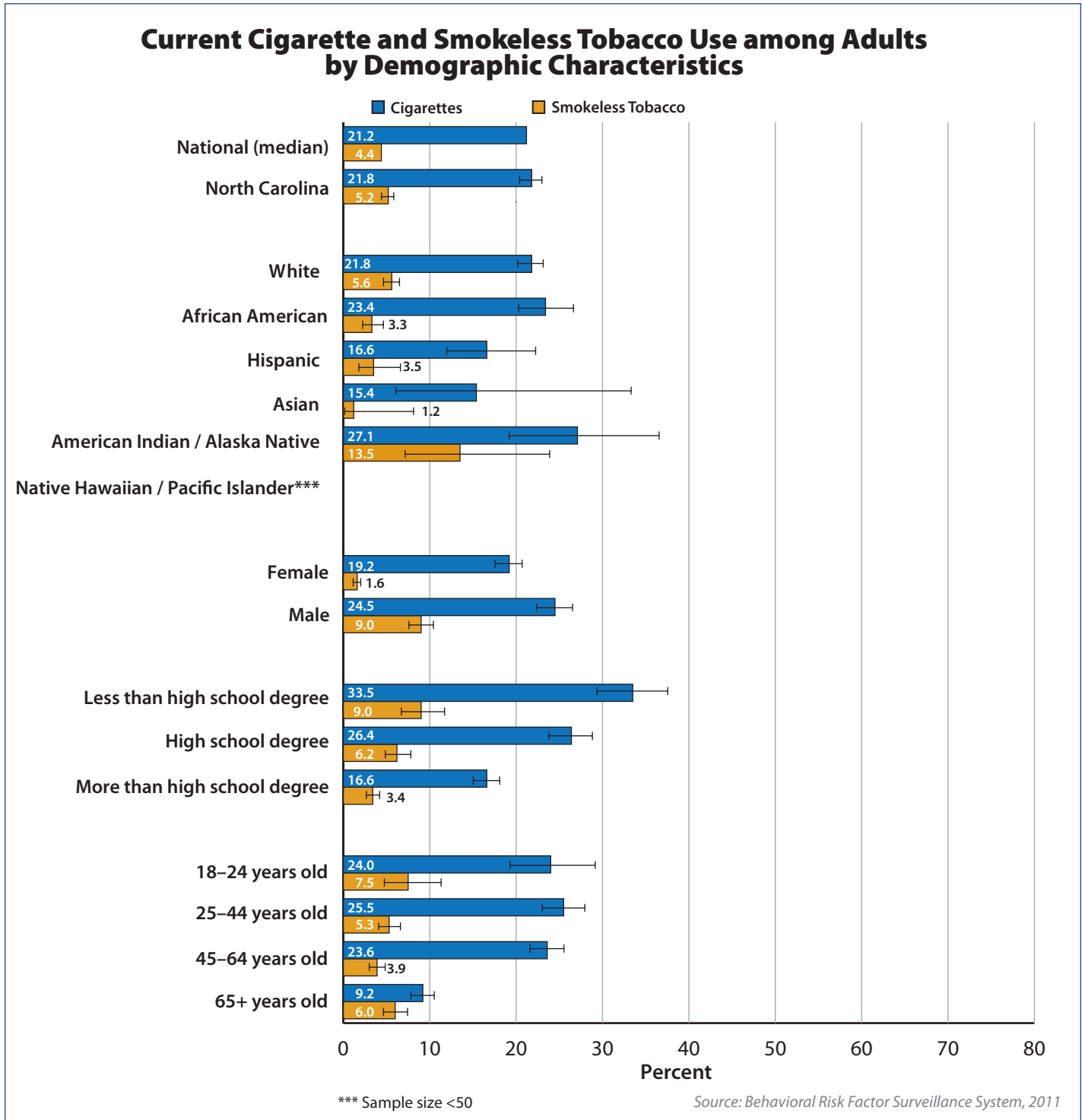
NORTH CAROLINA

Monitor

Adult Current Cigarette/Smokeless Tobacco Use

In North Carolina, the percentage of adults (ages 18+) who currently smoke cigarettes was 21.8% in 2011. Across all states and D.C., the prevalence of cigarette smoking among adults ranged from 11.8% to 29.0%. North Carolina ranked 29th among the states.

The percentage of adults who currently use smokeless tobacco was 5.2% in 2011. Across all states and D.C., the prevalence ranged from 1.4% to 9.8%. North Carolina ranked 36th among the states.



NORTH CAROLINA

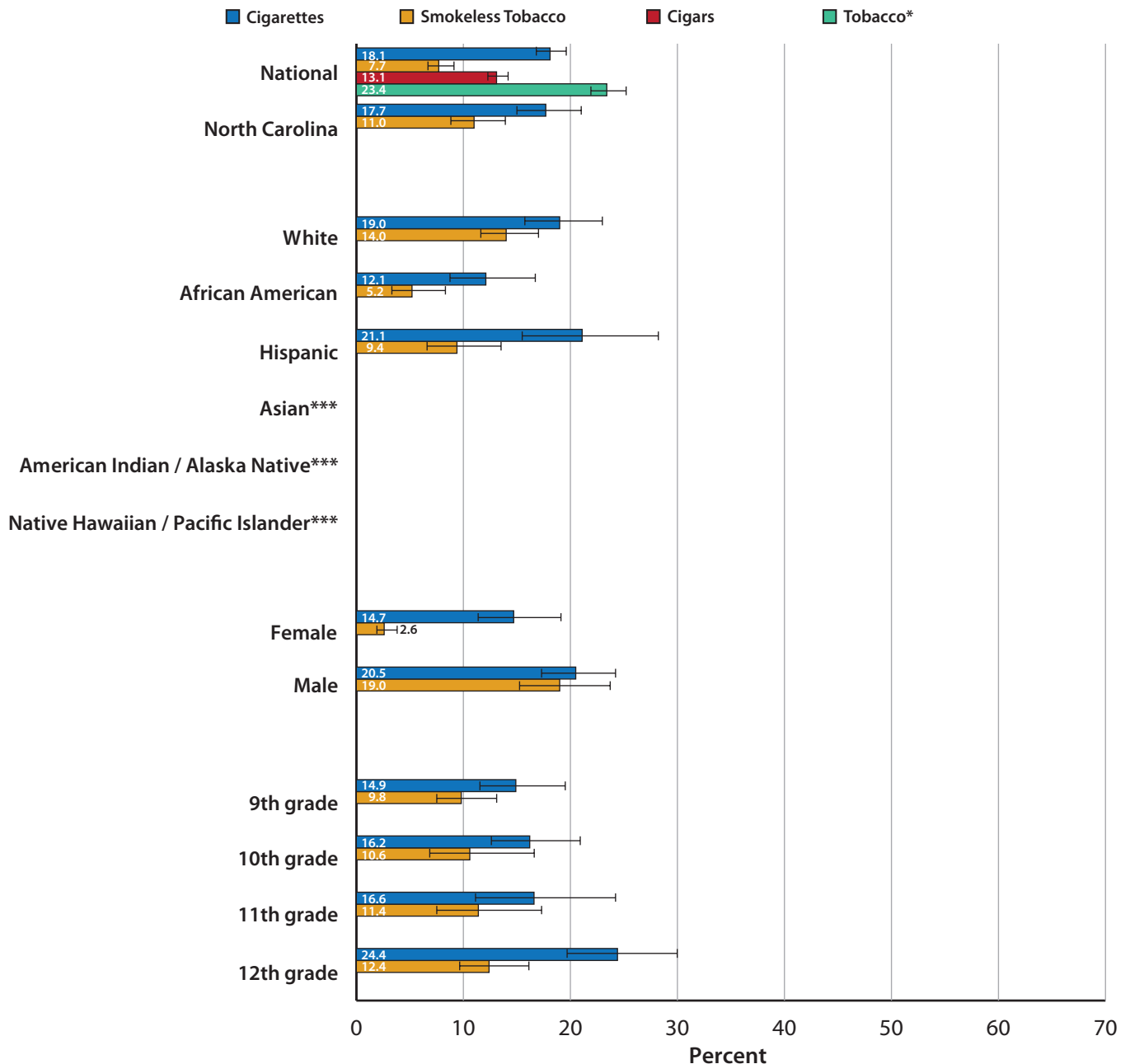
Youth Current Cigarette/Smokeless Tobacco/Cigar Use

In North Carolina, the percentage of youth in grades 9-12 who currently smoke cigarettes was 17.7% in 2011. The range across 44 states was 5.9% to 24.1%. North Carolina ranked 26th among 44 states.

North Carolina had no reported YRBS data on cigars or tobacco in 2011.

The percentage of youth who currently use smokeless tobacco was 11.0% in 2011. The range across 40 states was 3.5% to 16.9%. North Carolina ranked 28th among 40 states.

Tobacco Use among High School Students by Demographic Characteristics



* Cigarettes, smokeless tobacco, and/or cigars

*** Sample size <100

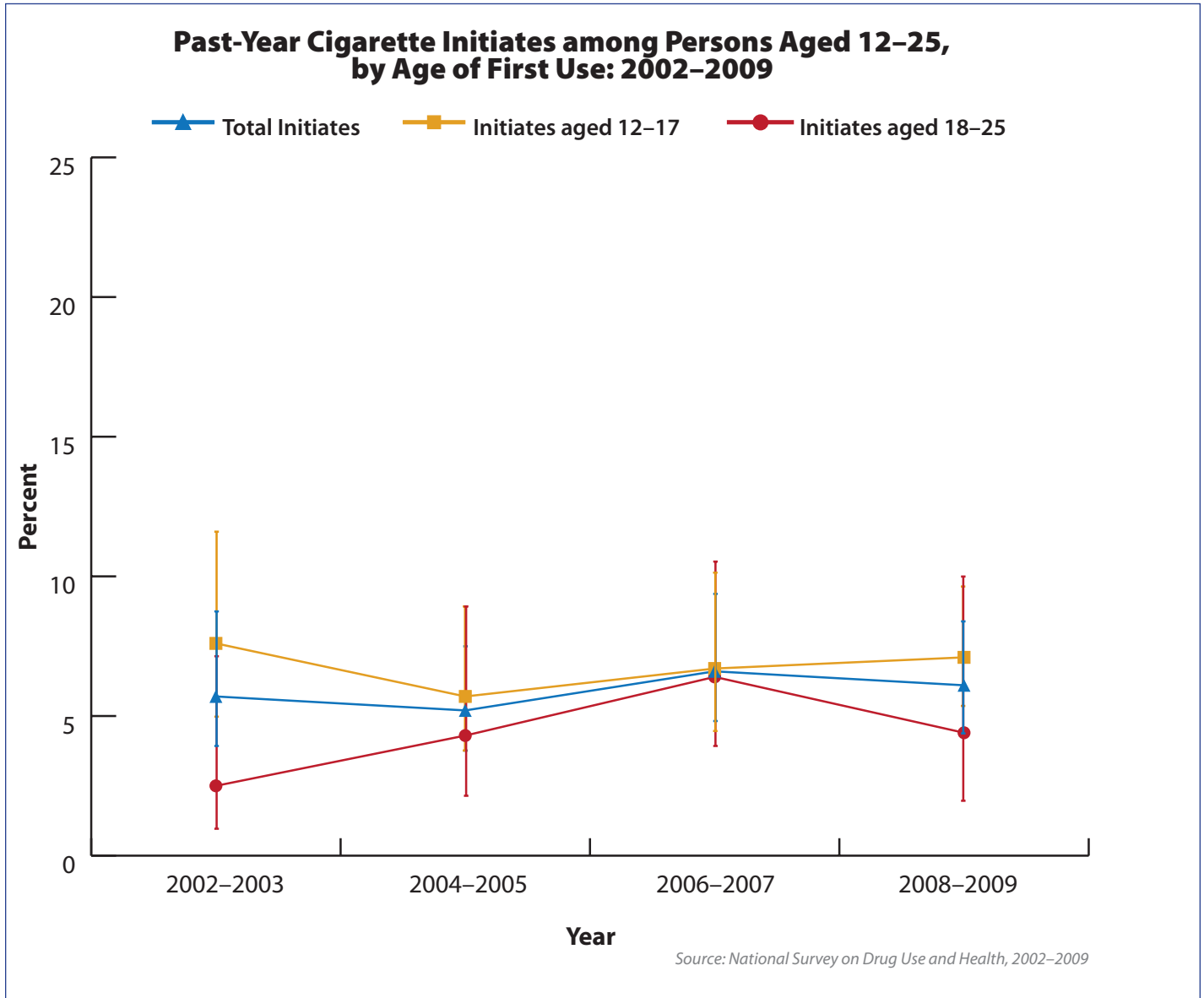
Source: Youth Risk Behavior Survey, 2011

NORTH CAROLINA

Past-Year Cigarette Initiation

In 2008-2009, of all North Carolina youth ages 12-17 who had never smoked, 7.1% smoked a cigarette for the first time in the past year. This ranked 42nd in the nation, with a range of 3.3%–9.2% among the states.

Of all young adults ages 18-25 who had never smoked, 4.4% smoked a cigarette for the first time in 2008-2009. This ranked 2nd in the nation, with a range of 4.2%–14.7% among the states.



NORTH CAROLINA

Protect

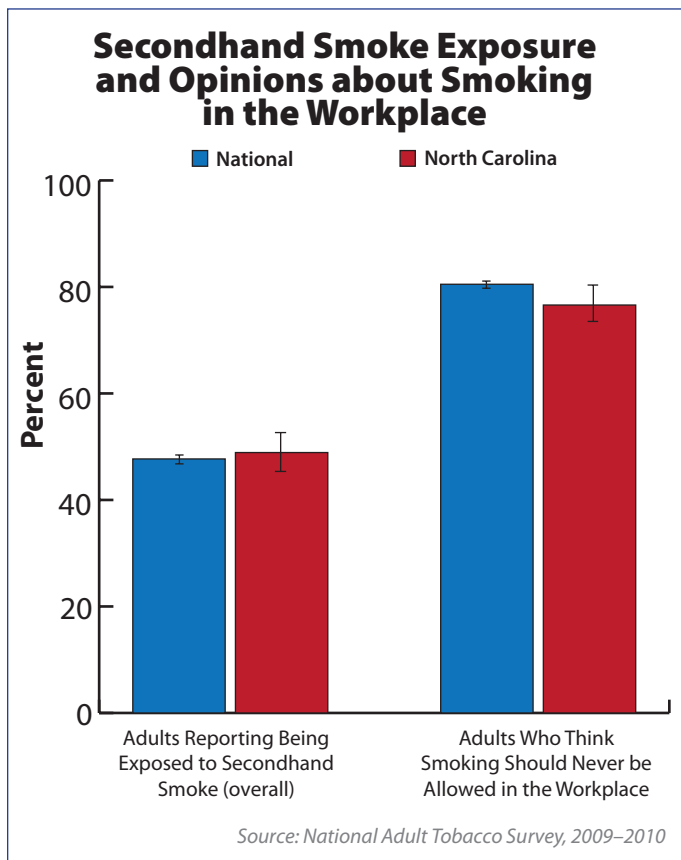
Adult Exposure to Secondhand Smoke

Among all adults, the percentage who reported being exposed to secondhand smoke within the past 7 days was higher in North Carolina than in the nation overall. In 2009-2010, overall exposure to secondhand smoke in North Carolina was 48.9%, ranking 35th among the states.

Adults were exposed to secondhand smoke in various locations. The table shows the percentage of North Carolina adults who reported any exposure, as well as exposure in their home, in a vehicle, or in indoor or outdoor areas at work or public places in the past 7 days.

Overall	Workplaces	Homes	Vehicles	Public Places
48.9%	25.3%	15.2%	19.1%	31.5%

Source: National Adult Tobacco Survey, 2009-2010

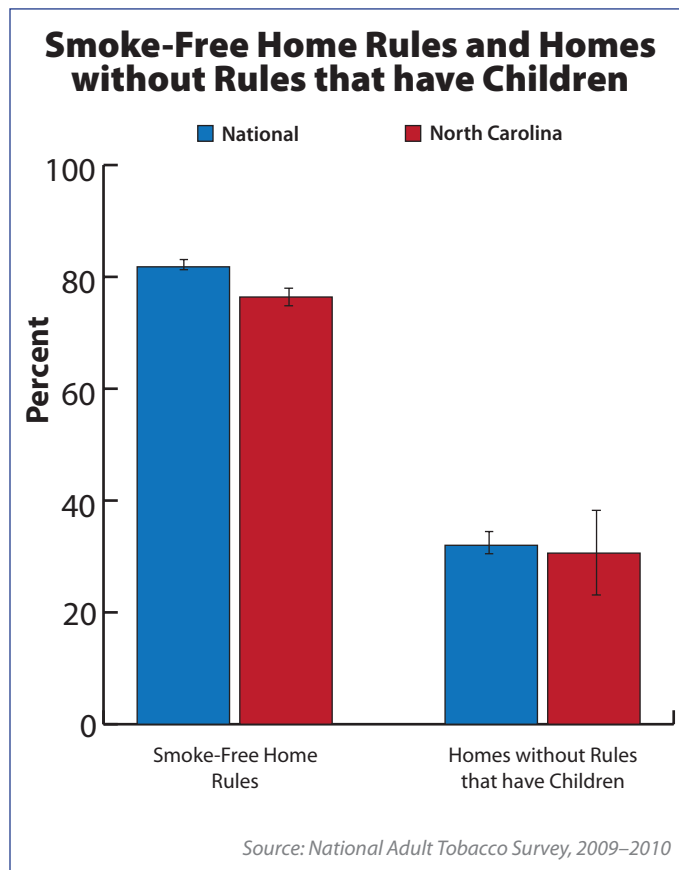


Opinions about Smoking in the Workplace

In 2009-2010, 76.6% of adults in North Carolina thought that smoking should never be allowed in indoor workplaces, ranking 36th among the states.

Smoke-Free Home Rules





In 2009-2010, 76.4% of adults in North Carolina reported that their homes had smoke-free home rules, ranking 40th among the states. The percentage of homes without smoke-free home rules with children living in them was 30.6%, ranking 20th among the states.



NORTH CAROLINA

State Smoke-Free Policy

As of June 30, 2012, North Carolina had a smoke-free law that prohibits smoking in indoor areas of restaurants and bars, but not workplaces. The state law did not allow communities to enact local smoke-free laws in most locations. State law allows local communities to prohibit smoking in government worksites and other indoor public places where the public is invited or allowed.

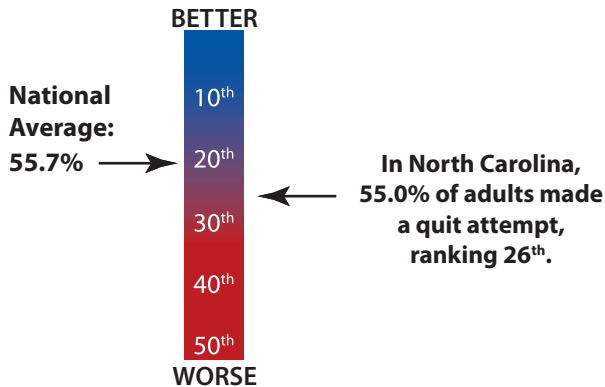
Smoke-Free Legislation			
Workplaces	Restaurants	Bars	Local Laws Permitted
 No	 Yes	 Yes	 No^b
<small>* Designated Smoking Areas † Ventilated Smoking Areas ‡ No Restrictions ¶ Allowed smoking in venues that prohibit minors</small>		<small>^a Allowed for non-hospitality workplaces. ^b Prohibited for non-hospitality workplaces.</small>	
<small>Note: Not all footnotes may be used.</small>		<small>Source: STATE System, June 2012</small>	

Offer

Adults Who Made a Quit Attempt in the Last Year

During 2009-2010, 55.0% of North Carolina adult smokers made a quit attempt in the past year, ranking 26th among the states.

Percentage of Smokers Attempting to Quit








Source: National Adult Tobacco Survey, 2009–2010

Quitline Utilization

In 2010, the North Carolina quitline received 21,627 calls, and 7,810 tobacco users (an estimated 0.5% of all tobacco users in the state) received telephone counseling, cessation medications, or both from the state quitline.

Medicaid Coverage for Counseling and Medications

In 2010, North Carolina’s Medicaid program provided incomplete coverage through Medicaid for tobacco-dependence treatment. North Carolina provided full coverage for all nicotine replacement therapies, full coverage for varenicline, full coverage for bupropion, and full coverage for individual counseling (i.e., no group coverage).

Medicaid Coverage for Counseling and Medications			
Comprehensive Coverage			
 No			
NRTs (One or More)	Varenicline	Bupropion	Counseling (Individual and/or Group)
 Yes	 Yes	 Yes	 Yes
<small>^a Pregnant women only ^b Fee-for-service only ^c Available only via the quitline</small>			
<small>Note: Not all footnotes may be used.</small>		<small>Source: Halpin, et al, 2011</small>	

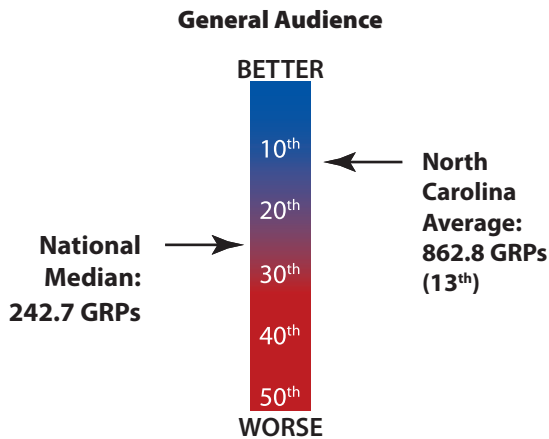
NORTH CAROLINA

Warn

Tobacco Counter-Marketing Media Intensity

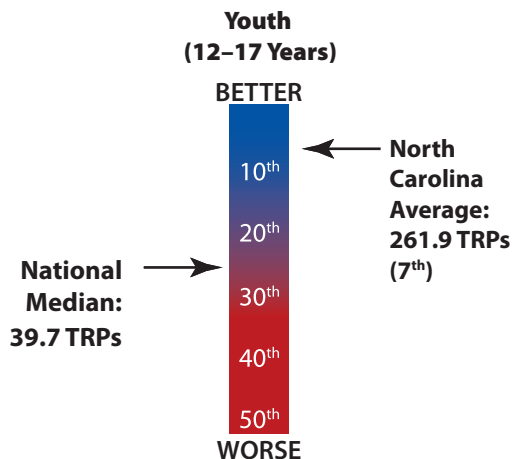
CDC *Best Practices* recommendations translate into an average quarterly exposure of 1,200 general audience gross rating points (GRPs) and 800 youth target rating points (TRPs) in effective anti-tobacco media campaigns. North Carolina had an average of 862.8 general audience GRPs and 261.9 youth TRPs per quarter in television advertising supporting tobacco control messages in 2010.

Anti-Tobacco Media Campaign Intensity, GRPs Per Quarter



Source: CDC/OSH

Anti-Tobacco Media Campaign Intensity, TRPs Per Quarter

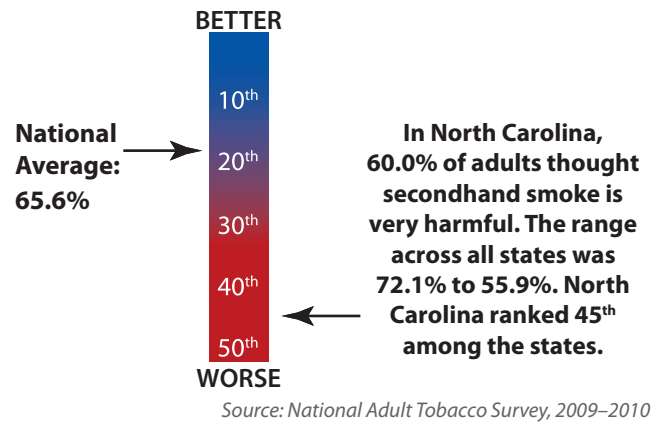


Source: CDC/OSH

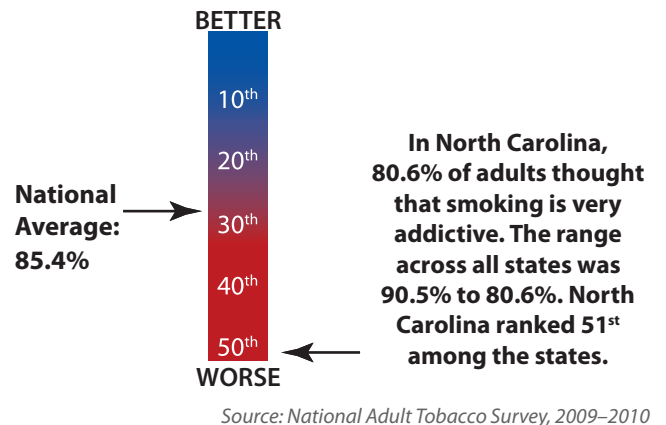
Knowledge of the Dangers of Tobacco

In North Carolina, 60.0% of adults thought that breathing smoke from other people's cigarettes or other tobacco products is very harmful to one's health in 2009-2010. Additionally, 80.6% thought that cigarette smoking is very addictive.

Secondhand Smoke



Addictiveness of Smoking






NORTH CAROLINA

Enforce

State Allows Local Advertising and Promotion Laws


As of June 30, 2012, North Carolina preempted local regulation of tobacco industry promotions, tobacco product sampling, and display of tobacco products in commercial establishments.

State Allows Local Laws		
Promotion	Sampling	Display
 No	 No	 No

Source: STATE System, June 2012

Over-the-Counter Retail Licensure

As of June 30, 2012, North Carolina did not require establishments selling cigarettes or smokeless tobacco products over-the-counter to be licensed. Nationally, 37 states required over-the-counter licensure for cigarettes, 29 of which also have a requirement for smokeless tobacco, with various renewal frequencies, fees and penalties for violations.

Over-the-Counter Licensure and Penalties				
Over-the-Counter License Required	Minimum License Fee	Renewal Required (& Frequency)	Penalty to Business	Licensure Includes Smokeless Tobacco
 No	N/A	N/A	N/A	N/A

^a Annually
^b Fine

*Note: Not all footnotes may be used.
Source: STATE System, June 2012*

NORTH CAROLINA

Raise

Amount of Tobacco Product Excise Tax

As of June 30, 2012, the excise tax on cigarettes in North Carolina was \$0.45 per pack, ranking 45th among the states. The tax on cigars was 12.8% of the cost price per cigar, and for little cigars the tax was 12.8% of the cost price per pack of 20. The tax on smokeless tobacco was also 12.8% of the cost price.

Price Paid for Last Cigarettes Purchased

In North Carolina, 64.0% of adult smokers bought their last cigarettes by the pack, and 36.0% bought them by the carton in 2009-2010. The average price that North Carolina smokers reported paying for their last pack of cigarettes was \$4.43 in 2009-2010; the range among states was \$7.98 to \$4.04. The average price that North Carolina smokers reported paying for their last carton of cigarettes was \$33.15 in 2009-2010; the range among 45 states with valid data was \$64.45 to \$30.46.

Amount of Cigarette Excise Tax

