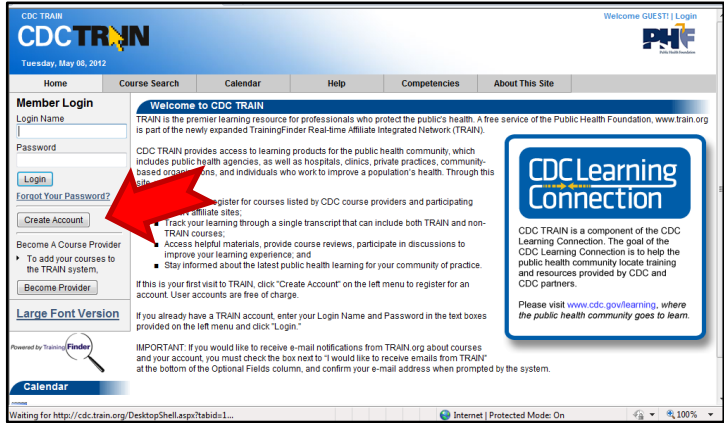

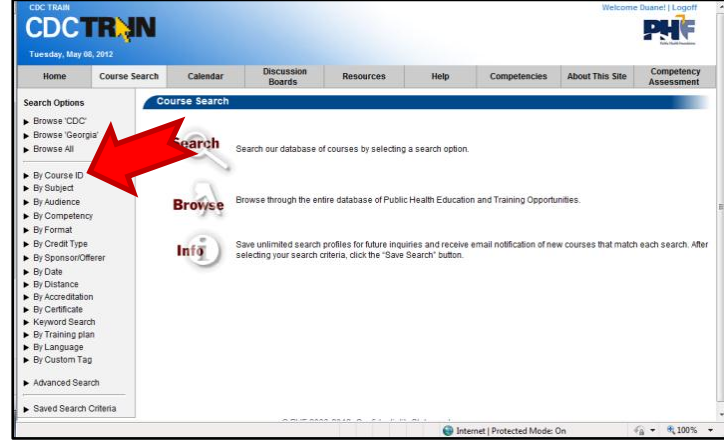
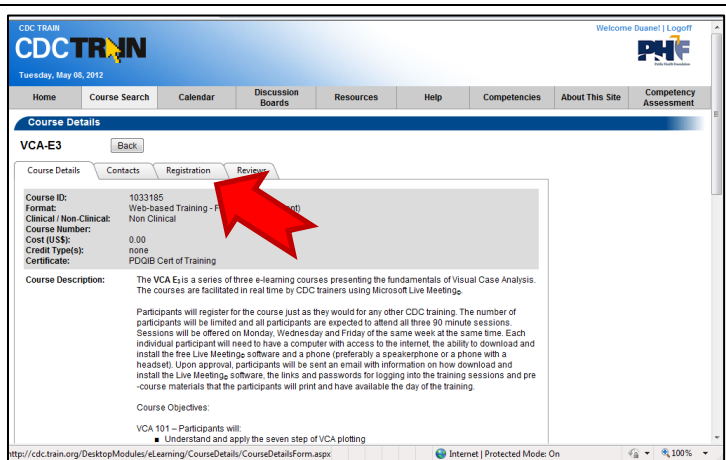


# Registration Instructions for STDIS

<p>1. Click on the link to the right to go to the CDC TRAIN website:</p>	<p><a href="http://cdc.train.org">http://cdc.train.org</a></p>
<p>2. On the CDC TRAIN website, click on the Create Account button. (If you already have an account, proceed to step 3.)</p> <p><b>Note: When creating your account, you will be given the choice to receive emails from TRAIN or not. If you choose NOT to receive emails from TRAIN, you will not receive email confirmations or important updates about courses you register for.</b></p>	 <p>The screenshot shows the CDC TRAIN website homepage. The 'Member Login' section is highlighted, and a red arrow points to the 'Create Account' button. The page includes a navigation menu, a search bar, and a 'Welcome to CDC TRAIN' message. A 'CDC Learning Connection' banner is also visible on the right side.</p>
<p>3. Once you have created an account and logged in, click on the Course Search tab.</p>	 <p>The screenshot shows the CDC TRAIN website after logging in. The 'Course Search' tab is highlighted in the navigation menu, and a red arrow points to it. The page displays a 'Spotlight' section with announcements, a 'Calendar' section, and a 'My Learning Record' section.</p>
<p>4. Click on "By Course ID"</p>	 <p>The screenshot shows the CDC TRAIN website's Course Search page. The 'By Course ID' search option is highlighted in the search options list, and a red arrow points to it. The page includes a search bar, a 'Browse' button, and a 'Save Search Criteria' button.</p>
<p>5. Enter the Course ID to the right and click search.</p>	<p style="text-align: center;"><b>1037074</b></p>

## Registration Instructions for STDIS

6. Click on the Registration tab.



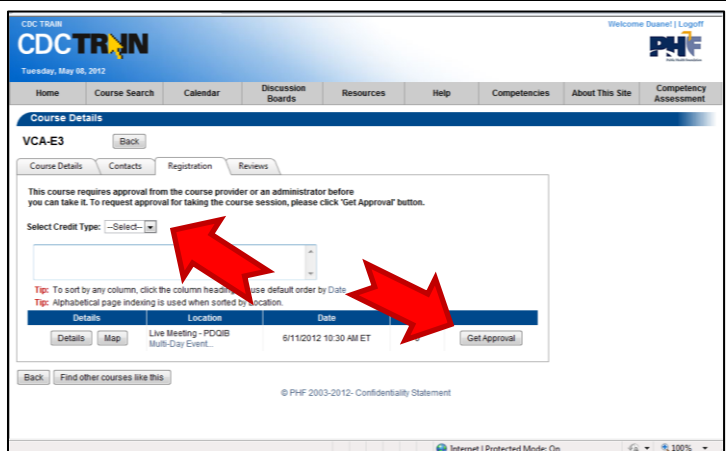
The screenshot shows the 'Course Details' page for 'VCA-E3'. The 'Registration' tab is highlighted with a red arrow. The course information is as follows:

Course ID:	1033185
Format:	Web-based Training - P
Clinical / Non-Clinical:	Non Clinical
Course Number:	
Cost (US\$):	0.00
Credit Type(s):	none
Certificate:	PDQIB Cert of Training

Course Description: The VCA Es is a series of three e-learning courses presenting the fundamentals of Visual Case Analysis. The courses are facilitated in real time by CDC trainers using Microsoft Live Meeting.

Course Objectives:  
VCA 101 – Participants will:  
■ Understand and apply the seven step of VCA plotting

7. In the “Select Credit Type” window, choose None then click the “Get Approval” button.



The screenshot shows the 'Course Details' page for 'VCA-E3'. The 'Registration' tab is selected. The 'Select Credit Type' dropdown menu is set to 'None'. The 'Get Approval' button is highlighted with a red arrow. The course information is as follows:

Details	Location	Date
<a href="#">Details</a> <a href="#">Map</a>	Live Meeting - PDQIB Multi-Day Event	6/11/2012 10:30 AM ET

8. You will receive an email confirming your registration for the course. (See “Note” in step 2)