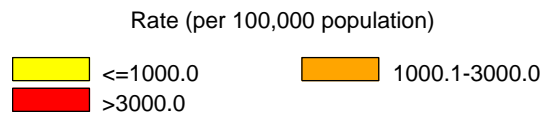
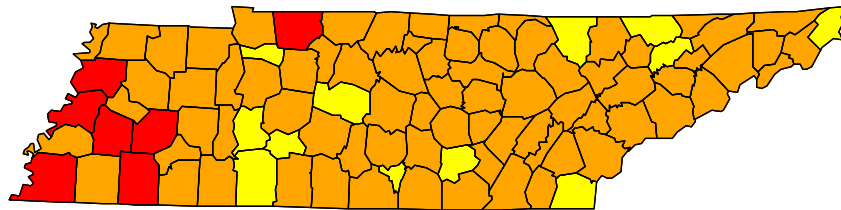
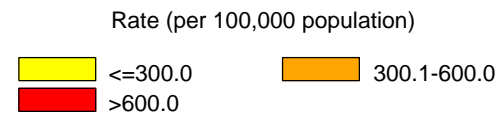
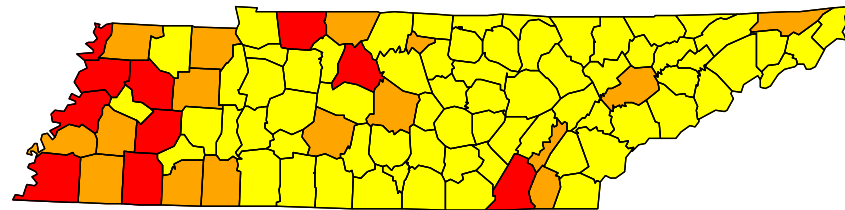


Rates of Reportable STDs among Young People 15 - 24 Years of Age Tennessee, 2013

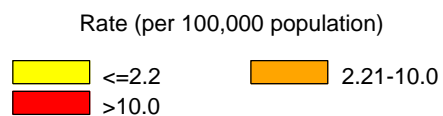
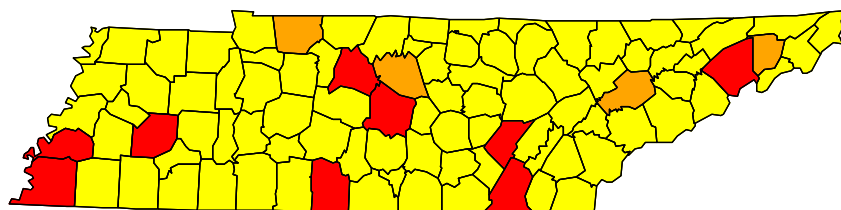
Chlamydia Rates by County



Gonorrhea Rates by County



P&S Syphilis Rates by County



Cases and Rates per 100,000

	Tennessee		U.S., excluding outlying areas	
	Cases	Rate	Cases	Rate
Chlamydia	21616	2465.8	949270	2160.2
Gonorrhea	4608	525.7	185127	421.3
P&S Syphilis	86	9.8	4542	10.3