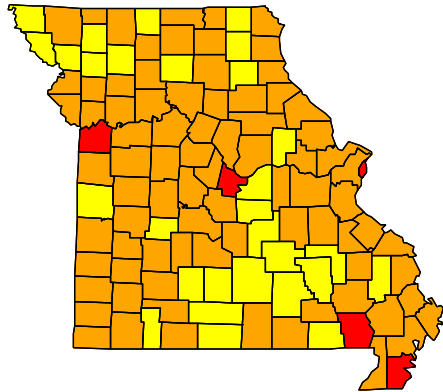


Rates of Reportable STDs among Young People 15 - 24 Years of Age Missouri, 2013

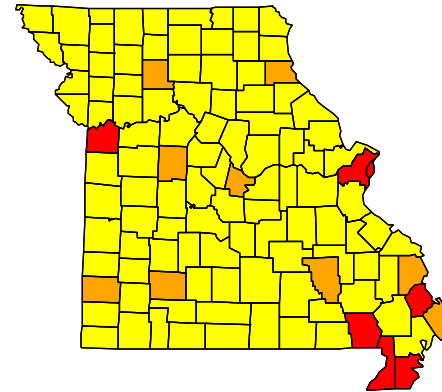
Chlamydia Rates by County



Rate (per 100,000 population)



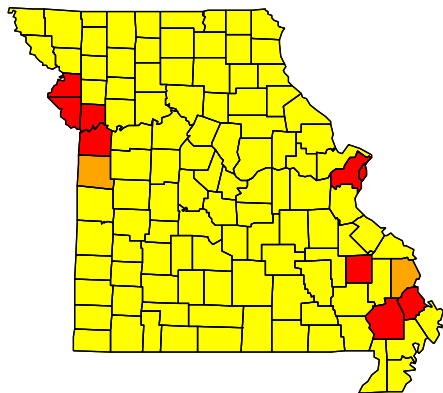
Gonorrhea Rates by County



Rate (per 100,000 population)



P&S Syphilis Rates by County



Rate (per 100,000 population)



Cases and Rates per 100,000

	Missouri		U.S., excluding outlying areas	
	Cases	Rate	Cases	Rate
Chlamydia	19538	2348.3	949270	2160.2
Gonorrhea	4477	538.1	185127	421.3
P&S Syphilis	72	8.7	4542	10.3