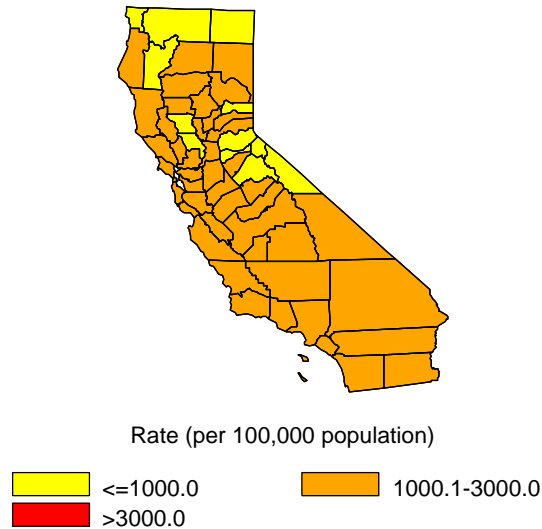
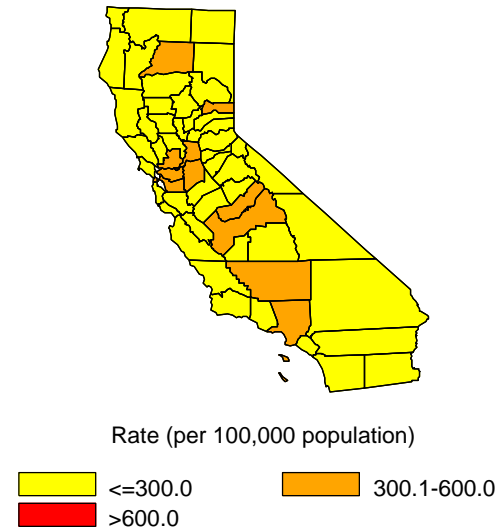


Rates of Reportable STDs among Young People 15 - 24 Years of Age California, 2013

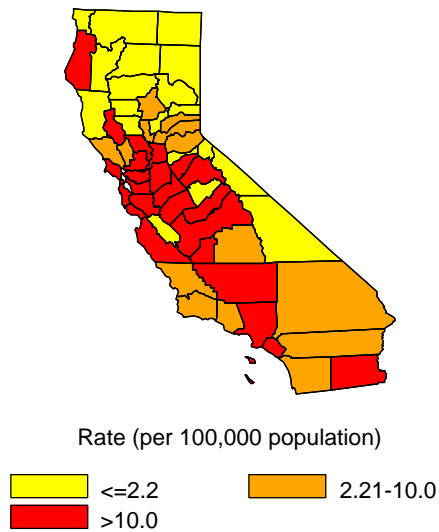
Chlamydia Rates by County



Gonorrhea Rates by County



P&S Syphilis Rates by County



Cases and Rates per 100,000

	California		U.S., excluding outlying areas	
	Cases	Rate	Cases	Rate
Chlamydia	100365	1781.6	949270	2160.2
Gonorrhea	15407	273.5	185127	421.3
P&S Syphilis	743	13.2	4542	10.3