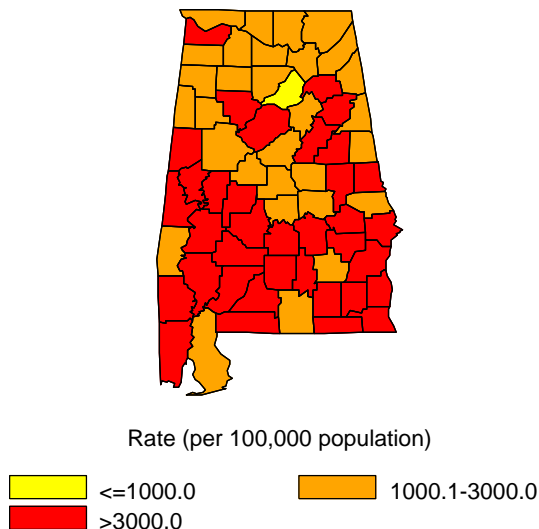
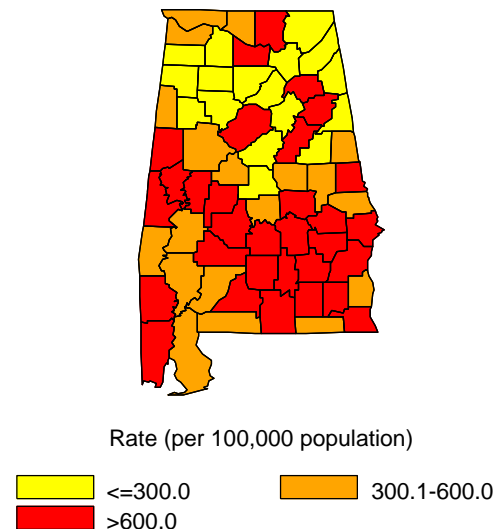


Rates of Reportable STDs among Young People 15 - 24 Years of Age Alabama, 2013

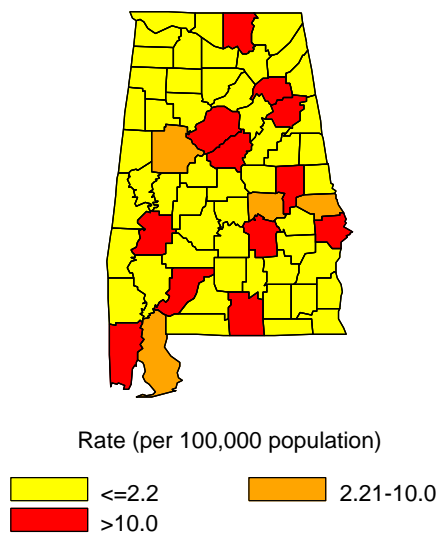
Chlamydia Rates by County



Gonorrhea Rates by County



P&S Syphilis Rates by County



Cases and Rates per 100,000

| | Alabama | | U.S., excluding outlying areas | |
|--------------|---------|--------|--------------------------------------|--------|
| | Cases | Rate | Cases | Rate |
| Chlamydia | 21792 | 3220.8 | 949270 | 2160.2 |
| Gonorrhea | 5466 | 807.8 | 185127 | 421.3 |
| P&S Syphilis | 69 | 10.2 | 4542 | 10.3 |