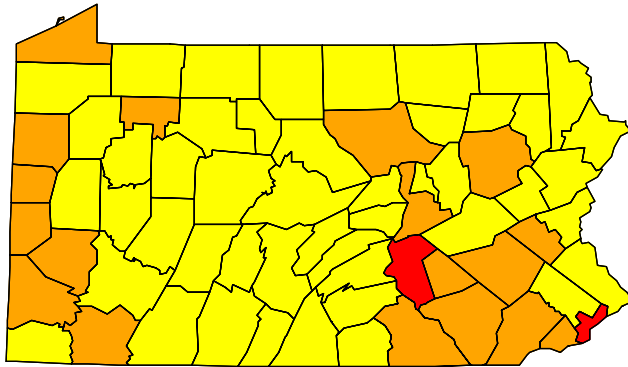


Rates of Reportable STDs among Young People 15 - 24 Years of Age Pennsylvania, 2008

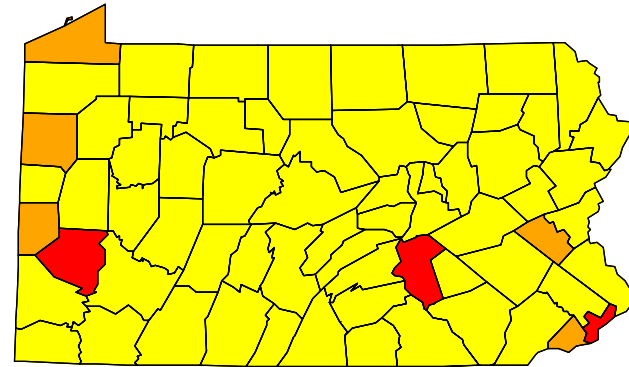
Chlamydia Rates by County



Rate (per 100,000 population)



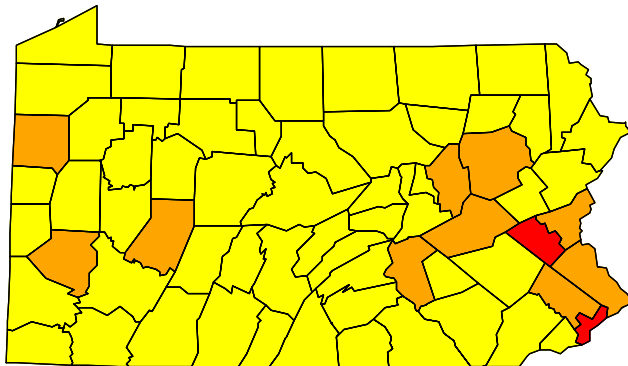
Gonorrhea Rates by County



Rate (per 100,000 population)



P&S Syphilis Rates by County



Rate (per 100,000 population)



Cases and Rates per 100,000

	Cases	Rate
Chlamydia	31238	1811.6
Gonorrhea	6696	388.3
P&S Syphilis	68	3.9