

**National Institute for Occupational Safety and Health (NIOSH)  
National Personal Protective Technology Laboratory (NPPTL)  
Conformity Verification and Standards Development Branch (CV&SDB)**

**The Standard Application Procedure  
for the Approval of  
Self-Contained Breathing Apparatus and  
Chemical, Biological, Radiological, and Nuclear  
Self-Contained Breathing Apparatus  
Under 42 CFR Part 84**

**Date: August 1, 2017**

# Table of Contents

Introduction .....	5
Section 1 General Information for Self-Contained Breathing Apparatus or CBRN SCBA .....	6
1.1 Getting Started.....	6
1.1.1 Who May Apply .....	6
1.1.2 Approval.....	6
1.1.3 Applicants Without a Three Character Manufacturer’s Code .....	6
1.1.4 Applicants Without a NIOSH Approval .....	6
1.1.5 Where to Find the Standard Application Form.....	7
1.1.6 Submitting the Application .....	7
1.1.7 Documents to Submit with the Application .....	7
1.1.8 Submitting the Application and Associated Documents .....	7
1.1.9 Submitting Test Samples (Hardware) .....	8
1.2 Types of Applications.....	8
1.2.1 New Approval Application .....	8
1.2.2 Extensions of Approval Application .....	9
1.2.3 Quality Assurance Approval Application .....	14
1.2.4 Resubmission of Applications .....	14
1.2.5 Amended Application .....	14
1.2.6 Correlation Testing Only Application .....	14
1.3 Approval Label Protections and Cautions and Limitations for SCBA and CBRN SCBA.....	16
Section 2 Specific Instructions for Preparing a SCBA or CBRN SCBA Application Package .....	17
Section 3 Supplemental Information for Preparing a SCBA or CBRN SCBA Application.....	26
3.1 Quality Assurance Documentation .....	26
3.2 Quality Assurance Manual.....	26
3.3 Product Quality Control Plan and Documentation .....	27
3.4 Fees .....	28
3.5 Combination Supplied-Air Respirators and SCBA, SCBA, or CBRN SCBA Test Fees .....	29
3.6 Annual (Fixed) Certification (Approval) Fees .....	30
3.7 Pay.Gov Instructions .....	32
3.8 Drawings for a Self-Contained Breathing Apparatus or CBRN Self-Contained Breathing Apparatus .....	34
3.8.1 Exploded-View Drawing and Major Subassembly Drawing for a SCBA or a CBRN SCBA .....	34
3.8.2 Example of an Exploded-View Drawing for an SCBA or a CBRN SCBA .....	35
3.8.3 Major Subassembly Drawings for a SCBA or a CBRN SCBA .....	35

3.8.4	Material Specifications on Drawings for a SCBA or a CBRN SCBA.....	36
3.9	Component Vendors.....	36
3.10	Assembly Matrix .....	36
3.11	Approval Labels and Private Labels.....	38
3.12	List of NIOSH Cautions and Limitations for SCBA or CBRN SCBA .....	38
3.13	Private Labeling Versus Private Packaging.....	39
3.14	User Instructions.....	40
3.15	Packaging Art Work and Carton Design .....	41
3.16	Summary of Related Documents.....	42
3.17	File Naming Conventions.....	44
Section 4	Approvals and Denials .....	46
4.1	Approval Documentation .....	46
4.2	Denial Documentation.....	46
4.3	Denial Prior to Assignment of a Task Number.....	46
4.4	Denial of a Project Undergoing NIOSH Evaluation .....	47
4.5	Respirator Certification (Approval) Program Decision Review Process.....	47
Section 5	Test Selection Guide for Self-Contained Breathing Apparatus and CBRN SCBA.....	48
Section 6	Checklists for Self-Contained Breathing Apparatus or CBRN SCBA.....	60
6.1	NIOSH Respirator Application Checklist.....	60
6.2	Exploded-View Drawing Checklist for a Self-Contained Breathing Apparatus or CBRN SCBA.....	62
6.3	Major Subassemblies Checklist for a Self-Contained Breathing Apparatus or a CBRN SCBA.....	63
6.4	Self-Contained Breathing Apparatus or CBRN Self-Contained Breathing Apparatus .....	64
6.5	Supplied-Air Respirator .....	66
6.6	Private Label Checklist for a Self-Contained Breathing Apparatus or a CBRN SCBA .....	67
6.7	Assembly Matrix Checklist for a Self-Contained Breathing Apparatus or a CBRN SCBA .....	68
Section 7	- Document Examples for a Self-Contained Breathing Apparatus or a CBRN SCBA .....	69
7.1	Example of a Product Quality Plan for a Self-Contained Breathing Apparatus or a CBRN SCBA .....	69
7.2	Example of an Assembly Matrix for a Self-Contained Breathing Apparatus .....	69
7.3	Example of an Assembly Matrix for a CBRN Self-Contained Breathing Apparatus .....	69
7.4	Example of an Exploded-View Drawing for a SCBA or a CBRN SCBA .....	72
7.5	Example of an Approval Label for a Self-Contained Breathing Apparatus .....	73
7.6	Example of an Approval Label for a CBRN Self-Contained Breathing Apparatus.....	74
7.7	Example of an Approval Label for a SCBA and Combination SCBA/SAR .....	74
7.8	Example of an Approval Label for a SCBA Harness .....	74

7.9 Example Approval Label for CBRN Self-Contained Breathing Apparatus Harness .....	79
Section 8 Label Format and Guidance .....	46
Appendix .....	81
Letter to All Respirator Manufacturers.....	81
Definitions .....	92
Acronyms .....	92

## Introduction

This document is a revision to the NIOSH *Standard Application Procedure for the Approval of Respirators* dated August 2015. It is intended to add clarity to the approval process under Title 42, *Code of Federal Regulations* (CFR) Part 84 (also known as 42 CFR Part 84). It is recommended that applicants review the entire document before submitting a respirator for approval.

This Standard Application Procedure (SAP) correlates with version 8 of the Standard Application Form (SAF).

NPPTL has developed individual instructions for each class of respirator. The information in this document pertain to the approval of Self-Contained Breathing Apparatus (SCBA) and Chemical, Biological, Radiological, and Nuclear Self-Contained Breathing Apparatus (CBRN SCBA). Please see the appropriate application for the type of respirator being submitted.

This standard application procedure should be used for the following classes of respirators:

### Schedule 13F

- **Self-Contained Breathing Apparatus for Entry or Escape, Demand or Pressure-Demand, Open-Circuit or Closed-Circuit;**
- **Self-Contained Self-Rescuers; Combination Escape Only Self-Contained Breathing Apparatus/Supplied-Air Respirator; and**
- **Combination Self-Contained Breathing Apparatus and Supplied-Air Respirator.**

### Schedule 13F-CBRN

- **Self-Contained Breathing Apparatus for Entry or Escape, Pressure-Demand, Open-Circuit with Chemical, Biological, Radiological, and Nuclear Protection for Use in Firefighting and in Conjunction with Safety Equipment Institute and the National Fire Protection Association.**

Compliance with all instructions is essential for efficient processing of an application.

The information in Section 2 of this document provides specific step-by-step instructions to prepare an application for a **Self-Contained Breathing Apparatus or Chemical, Biological, Radiological, and Nuclear Self-Contained Breathing Apparatus**. The paragraphs are numbered to correspond with the sections of version 8 of the standard application form (SAF).

Additional guidance and information related to SCBAs and CBRN SCBAs is included in the sections that follow and should be used as reference.

# **Section 1    General Information for Self-Contained Breathing Apparatus or CBRN Self-Contained Breathing Apparatus**

## **Instructions for Preparing an Application for a Self-Contained Breathing Apparatus (SCBA) or a CBRN Self-Contained Breathing Apparatus (CBRN SCBA) (13F or 13F-CBRN Approvals)**

**This guide applies strictly to SCBAs and CBRN SCBAs. Please see the appropriate application and instructions for submitting an application for a different class of respirators.**

### **1.1    Getting Started**

#### **1.1.1    Who May Apply**

An individual, partnership, company, corporation, association, or other organization that designs, manufactures, assembles, or controls the assembly of a respirator may apply to NIOSH to become an approval holder ([42 CFR Section 84.2](#)). An organization may appoint an authorized representative to complete and submit the Standard Application Form (SAF) to NIOSH.

#### **1.1.2    Approval**

Approval is issued once NIOSH determines the product conforms to the requirements of [42 CFR Part 84](#).

#### **1.1.3    Applicants Without a Three Character Manufacturer's Code**

A prospective approval holder that has not applied for a NIOSH-Assigned three character manufacturer's code will need to complete the Prospective Approval Holder Form and return it to the NIOSH NPPTL Records Room. To obtain the form, contact the NIOSH NPPTL Records Room at [recordsroom@cdc.gov](mailto:recordsroom@cdc.gov) or (412) 386-4000.

#### **1.1.4    Applicants Without a NIOSH Approval**

Prospective approval holders, without a NIOSH-Approved respirator, who have received a three character manufacturer's code, may submit an initial application for a single new respirator along with a signed and approved company [Quality Assurance \(QA\) Manual](#).

For prospective approval holders, once the application is accepted, reviewed, the respirator is tested, and a final review is successfully performed, a site qualification visit will be scheduled and conducted prior to the issuance of any approval. Please see the [fee schedules](#) for the cost of the site qualification. Other applications may be submitted with the initial application. However, subsequent applications will not be reviewed until the site qualification is completed and the initial application is approved.

The site qualification visit is only performed for new applicants (those without a NIOSH approval). Approval holders with joint NIOSH and Mine Safety and Health Administration (MSHA) approval have routine site audits conducted annually. NIOSH performs routine site audits for all approval holders every two years.

### **1.1.5 Where to Find the Standard Application Form**

The [standard application form, version 7](#) can be downloaded from the [NIOSH NPPTL website](#). SAF versions 8 and 9 may be requested from the [NPPTL Records Room](#) once the manufacturer's code is issued.

### **1.1.6 Submitting the Application**

Applications should be submitted on CD-R or DVD-R electronic media. Neither rewritable CDs **nor** thumb drives will be accepted. Due to computer security policies, NIOSH cannot accept thumb drives. Only one application per CD-R or DVD-R will be accepted. CD-Rs and DVD-Rs will be destroyed once the project is closed, unless a prepaid shipping label is sent with the media.

Compressed or "zip" files are recommended for applications submitted via email. Applicants that choose to email the attachments to NIOSH at [recordsroom@cdc.gov](mailto:recordsroom@cdc.gov) risk having the information stripped by mail routers.

**Note:** For part 84 SCBA applications, please use a standard Applicant-Assigned Reference Number (AAR#). For the CBRN SCBA application, use the same AAR# but add the CBRN on the end. Example:  
Part 84 application AAR#: LWN001                      CBRN SCBA Application AAR#: LWN001CBRN

### **1.1.7 Documents to Submit with the Application**

Checklists specific to the type of application being completed are included in [Section 6](#). Fee schedules are included in [Section 3](#). Tests required for the specific respirator type are included in [Section 5](#).

Documents must be named in accordance with the prescribed [naming convention](#), using an [acceptable software package](#).

### **1.1.8 Submitting the Application and Associated Documents**

The CD-R or DVD-R with the completed application form and associated documents, including the application fee check or pay.gov receipt, must be sent to:

NIOSH NPPTL  
CV&SDB, Records Room  
626 Cochrans Mill Road  
Pittsburgh, PA 15236

### 1.1.9 Submitting Test Samples (Hardware)

NIOSH NPPTL  
CV&SDB, Evaluation and Testing  
626 Cochrans Mill Road  
Pittsburgh, PA 15236

**All boxes containing test samples (hardware) must be marked with the AAR# and include a packing slip.**

Test samples (hardware) submitted for a series of applications must be identified for each project which it is to be used. For example, a Self-Contained Breathing Apparatus (SCBA) that is to be used on three projects, because the respirator has three different cylinder pressures, must have all three [Applicant-Assigned Reference Numbers](#) (AAR#s) on the packaging. If there are multiple containers, each container must be labeled with all the appropriate information.

If test samples (hardware) is being sent to NIOSH for the testing of multiple projects, please include this information in the first application where testing will be performed and label the test samples (hardware) package with each AAR#.

## 1.2 Types of Applications

The types of applications include: New Approval Application, Extension of Approval Application, Quality Assurance Approval Application, Amended Application, Correlation Testing Only Application, Resubmission of New Approval Application, and Resubmission of Extension of Approval Application.

If there is any doubt about the appropriate type of application to submit, call the NIOSH NPPTL *Conformity Verification and Standards Development Branch (CV&SDB)* at (412) 386-4000.

Several screens in the Standard Application Form for New Approval Applications and Extension of Approval Applications identify the data fields that will be entered directly into the [NIOSH Certified Equipment List](#) (CEL). The product description should be short and succinct for an accurate reporting of the respirator in the CEL.

New Approval Applications and Extension of Approval Applications must contain or reference the following items as described in detail in Section 2 and 3 of this SAP.

### 1.2.1 New Approval Application

- Used for new design, substantially different design, or when a different type or level of protection requested for an existing NIOSH-Approved respirator.
- NIOSH assigns a new testing and certification (TC) number for each new respirator system design that is approved.
- An application may be submitted for only **one** basic new respirator design per application.

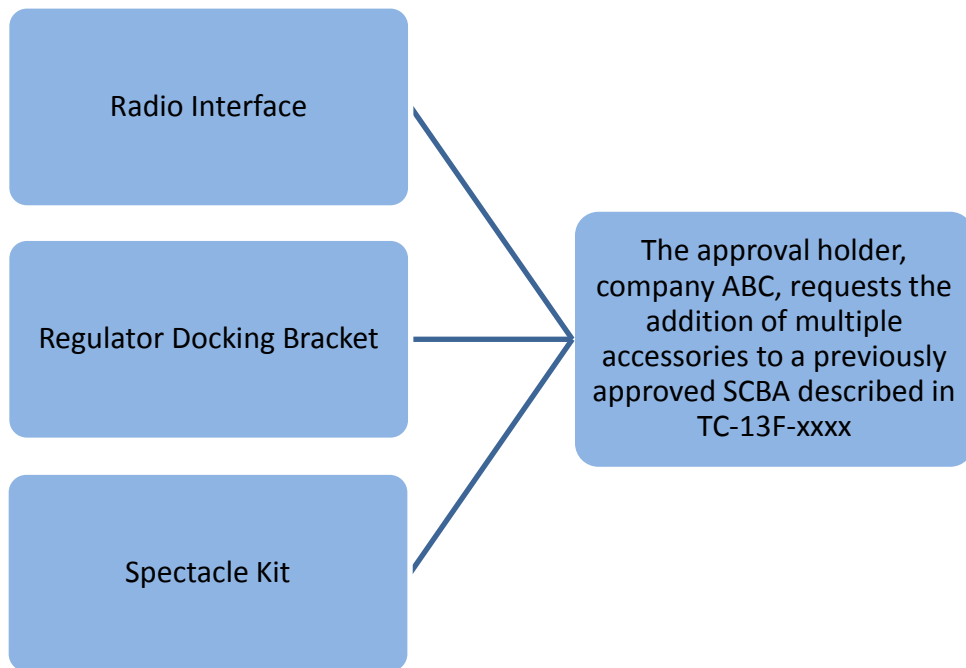


- Applications containing more than one design will be denied.
  - For example, if an applicant submits a new respirator with and without an air-line connection that uses the same regulator assembly, NIOSH requires two separate applications resulting in two new approvals because each arrangement represents a separate design and limitations for different uses.
- New Approval Applications must contain or reference the following items as described in detail in Sections 2 and 3 of this SAP.
  - NIOSH Standard Application Form.
  - Pretest Data.
  - Simplified Drawings.
  - Assembly Matrix.
  - Draft Approval Label(s).
  - Quality Assurance Manual (Manual to be submitted separately as QA application after first approval).
  - Product Quality Control Plan.
    - Classification of Defects Document.
    - Sampling Plan.
  - Application Fee, \$200.
  - User Instructions.
  - Test Samples (Hardware).

### **1.2.2 Extensions of Approval Application**

Submitted when:

- A critical or major characteristic affecting performance is altered on a previously approved respirator.
- A critical or major characteristic affecting design (including Quality Assurance provisions) is altered on a previously approved respirator.
- A new accessory is added to a previously approved respirator.
- A change is made to an approval label, assembly matrix, User Instructions, or drawings.
- A product is made obsolete.
- The approval holder wants to add multiple components to one previously approved SCBA.
- All the TC numbers on a given assembly matrix apply to the extension. The assembly matrix may be referenced in lieu of listing the individual TC numbers.
- All TC numbers affected must be listed in the “Reason for Application.”



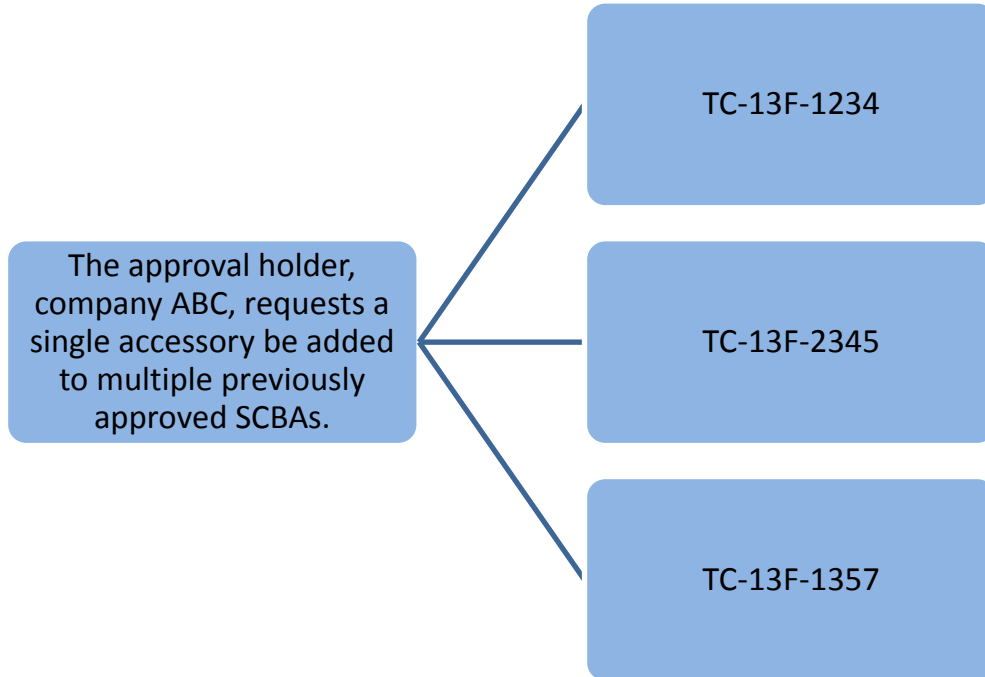
Additional Components

Previously Approved SCBA

- An approval holder wants to add a component multiple previously approved respirators.

Component

Previously Approved SCBAs



Changes to minor characteristics not affecting performance or design which are not documented in the NIOSH approval records do not have to be submitted to NIOSH. A minor characteristic is an attribute, such as the size of the belt loops on the harness. Approval holders are responsible for keeping all changes to minor characteristics on file and available for review at the request of NIOSH.

If the type or level of protection changes, a New Approval Application must be submitted. For example, an SCBA with a 4500 pressure cylinder and 30 minute service time may be submitted and approved. The subsequent submission of the same SCBA with the same pressure cylinder but with a 45 minute service time would be considered to be a new 'Type,' requiring a New Approval Application and a different TC number being issued.

In addition, a New Approval Application is required and a different TC number will be issued for additions of a new respirator arrangement to a respirator family, model, or series such as a new facepiece on an existing SCBA model.

Extension of Approval Applications must contain the following items or reference as described in detail in Sections 2 and 3 of this SAP.

- NIOSH Standard Application Form.
- Pretest Data.
- Simplified Drawings.
- Assembly Matrix.
- Draft Approval Label(s).
- Product Quality Control Plan.

- Classification of Defects Document.
- Sampling Plan.
- Application Fee, \$200.
- User Instructions.
- Test Samples (Hardware).

**In the “Reason for Application”:** Describe exactly and completely the change(s) or addition(s) to the approved respirator(s) and how the change(s) will affect the previously approved respirator(s). Provide a succinct description on the previously approved respirator(s). For example, "An Extension of Approval to allow our ‘xyz’ alternate second stage regulator to our SCBA models 123, 456, and 789. No other respirators are affected. This request is for use of an alternate second stage regulator only." The Extension of Approval Application request must clearly indicate:

1. The affected respirator(s) by name, TC number, and part number. If multiple approvals are affected, the assembly matrix or matrices that contain these approvals may be listed in lieu of the TC numbers.
2. Complete details of the change(s) or addition(s).
3. Related documentation that has changed since the last approval (assembly matrix, inspection procedures, simplified drawings, draft approval label, product quality control plan, User Instruction).

Example of a Well-Written Reason for Extension of Approval Application:

**Provides the model number, TC number, type of respirator, and what is being requested in a very descriptive manner. In this example, the request is to allow four new air-line/manifold pneumatic components, a new supplement to the User Instructions, and to add additional hose/handwheel assemblies. The details are provided.**

This Extension of Approval Application is for a modification of approvals TC-13F-123, TC-13F-456, TC-13F-789, and TC-13F-234 issued for the Eagle Open-Circuit, Pressure-Demand, Entry and Escape, Self-Contained Breathing Apparatus or Combination, Open-Circuit, Pressure-Demand, Entry and Escape, Self-Contained Breathing Apparatus and Type C, Supplied-Air Respirator to make the following changes as indicated on assembly matrix Eagle\_AM26.XLS:

- To add four new airline/manifold pneumatic components, part numbers 1000001, 1000002, 1000003, and 1000004.
- To add a new supplement to the User Instructions part number A000009 for the air-line attachments.
- To add hose/handwheel assemblies 1005 and 1006 to backframes 1007 and 1008 and remove hose/handwheel assemblies 1000 and 1001.

**Specifies the change(s)**

This request is for the use of an alternate pneumatic accessory, change a handwheel assembly, and update the User Instructions. No other components or processes are affected. All the changes pass the testing required to meet the criteria for an SCBA and a Supplied-Air Respirator.

**States how the change(s) affect(s) the product**

The current designs do not allow the user the option of using different manifolds, and the current handwheel is somewhat difficult to manipulate when wearing gloves. The new arrangements allow the user to pick a manifold that suits their needs and the new handwheel is easier to manipulate when wearing gloves.

Any time the approval holder makes a change to a critical or major characteristic, as defined in 42 CFR Part 84, affecting performance and/or design (including Quality Assurance provisions), the change must be submitted to NIOSH for approval. NIOSH will not assign new approval (TC) numbers for Extension of Approval Applications. New approvals can only be granted under a New Approval Application.

NIOSH will not assign new approval (TC) numbers for Extensions of Approval Applications. New approvals can only be granted under a New Approval Application.

For SCBAs only, an Extension of Approval Application is acceptable for multiple changes affecting a single SCBA even if it affects several major subassemblies.

For SCBAs with both Part 84 and CBRN approval, a Part 84 Extension of Approval Application cannot contain changes to the CBRN approval. The only documents that may be submitted with this type of application are those that are applicable to the Part 84 extension. When adding an accessory to an already approved assembly, the applicant must include the accessory in the exploded-view drawing, the assembly matrix, and the major subassembly drawings. If accessories are listed on the approval labels, the labels must be updated.

Extensions of Approval Applications to add alternate components to respirators previously approved by NIOSH apply to respirators that will be shipped from the manufacturer's plant in the various configurations. These Extensions of Approval Applications are not meant to apply to configuration changes that will be done in the field either by the end user or by manufacturer representatives. If the alternate components are to be field-replaceable, the approval holder must submit an Extension of Approval Application for an upgrade (or retrofit) kit. The applicant must submit one application for each upgrade (retrofit) kit that is being issued. The upgrade (retrofit) kit can be in the form of a parts list or a drawing, and it must be listed on the assembly matrix with its own controlled document number and revision level. If the upgrade (retrofit) kit is submitted as a picture drawing, the drawing must contain a parts list. The manufacturer's User Instructions to the field personnel or technician conducting the upgrade (retrofit) must also be submitted as a controlled document and listed on the matrix. The first time these items are listed on the matrix they will have a matrix code of "N." Subsequent submittals will be designated with a "R."

When changes are made that affect the User Instructions, highlight or clearly note the changes in the document.

### 1.2.3 Quality Assurance Approval Application

- Used for new or updated Quality Assurance (QA) Manuals only.
- No other actions will be accepted under this type of application.
- QA Manual changes must include a revision history sheet showing the revision date and reason for revision.

**Note:** NIOSH will only accept QA Applications that request updates to the QA Manual. No other requested actions will be accepted under a QA Application. QA Applications will not be accepted until the requestor has at least one NIOSH-Approved product.

**In the “Reason for Application”** state the details of the changes to the QA Manual. Also, indicate the respirator(s) and manufacturing facility(ies) affected.

QA Approval Application submissions must not affect the performance or design of the respirator(s) and must not result in a different type or level of protection. If the changes impact any of these aspects of the covered respirator(s), then applicants must submit an Extension of Approval Application to address these changes.

### 1.2.4 Resubmission of Applications

- Resubmissions are only accepted when allowed by NIOSH.
- Used for hardware or documentation previously denied by NIOSH.

If an application is for hardware or documentation that has been previously submitted to NIOSH and denied, select request type ‘Resubmittal of New Application’ or ‘Resubmittal of Extension Application’ as appropriate. The “Reason for Application” must include the changes made to address the respirator or documentation deficiencies, an explanation of how the respirator or documentation now meets NIOSH requirements, and the task number (TN) of the previously denied application. Failure to provide this information will result in the application being denied again.

### 1.2.5 Amended Application

- Amended Applications are only accepted when requested by NIOSH.
- Used for open applications with an identified inaccuracy.
- Only the portion requested by NIOSH should be submitted.
- The AAR# and TN will remain the same.

### 1.2.6 Correlation Testing Only Application

Choose this type of application if the respirator is being submitted to be correlated with NIOSH Standard Testing Procedures (STPs). NIOSH will only perform correlation testing using one of the [NIOSH Standard Test Procedures](#). The results of this testing cannot be used as pre-submission test data when submitting the respirator for NIOSH approval. No approval will be issued with a Correlation Testing Only Application.

**Independent or internal testing is still required prior to submittal of the application. Explain what testing is required, by STP number. NIOSH will only test the number of samples specified in the STP or 42 CFR Part 84. Specify the number of trials in the “Reason for Application” section.**

## 1.3 Approval Label Protections and Cautions and Limitations for Self-Contained Breathing Apparatus and CBRN Self-Contained Breathing Apparatus

### PROTECTIONS

CBRN - Chemical, Biological, Radiological, and Nuclear
--

CF - Continuous Flow

DE - Demand

ESC - Escape

PD - Pressure-Demand

SA - Supplied-Air

SB - Supplied-Air Abrasive Blast

SC - Self-Contained

EOSTI-25 - End-of-Service-Time Indicator 25%

EOSTI-33 - End-of-Service-Time Indicator 33%

### CAUTIONS and LIMITATIONS

- I Contains electrical parts that may cause an ignition in flammable or explosive atmospheres.
- J Failure to properly use and maintain this product could result in injury or death.
- M All approved respirators shall be selected, fitted, used, and maintained in accordance with MSHA, OSHA, and other applicable regulations.
- N Never substitute, modify, add, or omit parts. Use only exact replacement parts in the configuration as specified by the manufacturer.
- O Refer to User Instructions, and/or maintenance manuals for information on use and maintenance of these respirators.
- S Special or critical User Instructions and/or specific use limitations apply. Refer to User Instructions before donning.
- AA This respirator is to be used for escape only and will protect against the inhalation of certain respiratory hazards.

### CBRN-SPECIFIC CAUTIONS and LIMITATIONS

- Q Use in conjunction with personal protective ensembles that provide appropriate levels of protection against dermal hazard.
- R Some CBRN agents may not present immediate effects from exposure, but can result in delayed impairment, illness, or death.
- T Direct contact with CBRN agents requires proper handling of the respirator after each use and between multiple entries during the same use. Decontamination and disposal procedures must be followed. If contaminated with liquid chemical warfare agents, dispose of the respirator after decontamination.
- U The respirator should not be used beyond 6 hours after initial exposure to chemical warfare agents to avoid possibility of agent permeation.



## **Section 2    Specific Instructions for Preparing a Self-Contained Breathing Apparatus or CBRN Self-Contained Breathing Apparatus Application Package**

*The paragraphs in this section are numbered to correspond to the different sections on version 8 of the Standard Application Form (SAF).*

### **1    Project Reference Numbers (Section C.1)**

Enter the three character NIOSH-Assigned manufacturer's code.

Check box if the applicant currently has a NIOSH-Approved product.

Assign a unique reference number to this application.

    This reference number must start with the three character NIOSH-Assigned manufacturer's code.

    There is no character limit on this reference number.

    This number must appear on each hardware sample package and the payment.

    Never reuse the Applicant-Assigned Reference Number (AAR#) except on Amended Applications requested by NIOSH.

NIOSH assigns a unique Task Number (TN) to each project.

This number is emailed to the applicant once the application is received along with accompanying documents, check or payment confirmation, and test samples (hardware).

All inquiries must refer to either the NIOSH-Assigned TN or the AAR#.

### **2    Type of Application (Section C.2)**

Select from: New Approval Application, Resubmission of New Approval Application, Extension of Approval Application, Resubmission of Extension of Approval Application, Quality Assurance Application, Correlation Testing Only Application, or Amended Application.

#### **New Approval Application**

- Used for new design, substantially modified design, or different type or level of protection requested for an existing NIOSH-Approved respirator.

#### **Resubmission of New Approval Application**

- Resubmission will only be accepted when allowed by NIOSH.
- Used for previously denied applications.

#### **Extension of Approval Application**

- A change is made to any document that was evaluated by NIOSH as part of an approval.
- A critical or major characteristic affecting performance or design (including Quality Assurance provisions) is altered on a previously approved respirator.

- One new accessory is added to a previously approved respirator.
- A change is made to an approval label, assembly matrix, User Instructions, or drawings.
- A private label request is made.
- A product is made obsolete

### **Resubmission of Extension of Approval Application**

- Resubmission applications are only accepted when allowed by NIOSH.
- Used for previously denied applications.

### **Quality Assurance Approval Application**

- Choose this application for a new or updated QA Manual only.
- No other actions will be accepted under this type of application.

### **Correlation Testing Only Application**

- Choose this type of application if the respirator is being submitted to be correlated with NIOSH STPs.
- The results of this testing cannot be used as pre-submission test data when submitting the respirator for NIOSH approval.
- Independent or internal testing is still required prior to submission of the application.
- Explain what testing is required and how many trials in the “Reason for Application.”
- No approval will be issued with a Correlation Testing Only Application.

### **Amended Application**

- Amended submissions are only accepted when requested by NIOSH.
- Used for open applications with an inaccuracy in the application.
- Only the portion requested by NIOSH should be submitted.
- The AAR# and TN will remain the same.

## **3 and 5 Prospective Approval Holder (Section C.3 and Section C.5)**

Enter the name of the prospective approval holder.

**Status of Facility      Manufacturer/Approval Holder Name (if different than above).**

Check if the organization has submitted a request for approval for any respirator produced at this manufacturing plant in the last three years.

***Applicant*** – A person identified by the approval holder as completing and submitting the application.

***Primary Contact*** – Person who will receive the approval or denial letter and all correspondence concerning the application.

Only those persons identified to NIOSH by the manufacturer/approval holder as official company contacts should be listed on the application. Multiple contacts can be identified as required by the manufacturer/approval holder.

Enter Official Title.

Enter the first and last name, middle initial, and suffix for the applicant.

Enter the name of the prospective approval holder, if different from above.

Enter the manufacturing plant address.

Enter the manufacturing plant phone number.

Click “add contact” to add information for another person who can answer questions related to this application.

## **6 Date of Application (Section C.6)**

Choose the date from the drop down calendar. The NIOSH date of application is when the application is assigned a TN by NIOSH.

## **7 Type of Product (Section C.7)**

Select Air-Supplying since this application applies only to Self-Contained Breathing Apparatus Respirators.

## **8 Specific Questions Pertaining to Submission (Section C.8)**

Is this a resubmittal of a previous application?

If Yes, enter the previous TN.

Is this an amended application?

Yes or No.

Is this submission application a result of field problem or site audit?

If Yes, enter the relevant TN(s).

Is the respirator intended for use in mines?

Yes or No.

This is for Part 84 applications only.

Is this application dependent upon the approval of an application in process?

If Yes, specify the applicable AAR# or TN.

*If the same respirator is being added as a private label, the second application cannot be approved until the first application is approved.*

*If there are two or more applications that use the same assembly matrix, check the “yes” box and identify all subsequent applications in the Approval History. The second and subsequent applications using the same assembly matrix cannot be processed until the first application is approved. Additionally if a drawing is currently under review at NIOSH and a separate matrix is submitted, the current application should indicate that the project is dependent on the prior project and applicants should list the applicable TN.*

## **9 Reason for Application (Section C.9)**

Provide a complete, concise, descriptive reason for the application. Do not provide information relating to respirator use or future respirator development. This is the information that will appear in the CEL.

**The following must be addressed in the “Reason for Application”:**

- If making respirators obsolete, include the TC numbers and model numbers.

List the TC numbers of all approvals affected by the application. If all of the TC numbers on the assembly matrix apply to the extension, the assembly matrix may be referenced instead of the individual TC numbers.

If an Extension of Approval Application is the result of a field problem, site audit, or product audit, state that fact and list any associated task numbers (TN) here.

Please do not list “approval” as the “Reason for Application.”

Quality Assurance Approval Applications must state the details of the change(s) to the QA Manual and the respirator(s) and manufacturing facility(ies) affected. QA Approval Applications must not affect performance or design and must not result in a different type or level of protection.

Correlation Testing Only Applications must state which [NIOSH Standard Testing Procedures](#) is to be used and indicate how many trials are requested. Special correlation tests that are not consistent with a [NIOSH Standard Testing Procedures](#) will not be conducted unless previously agreed upon by NIOSH. An approval will not be issued with a Correlation Testing Only Application.

Resubmittals must state the modification(s) that was (were) made to address the rejection/denial, and demonstrate that the respirator or documentation now meets all requirements.

## **10 Approval History (Section C.10)**

Provide additional information on Approval History and any other information pertaining to this application. Do not list additional requests in the Approval History.

If the application is one of a series being submitted, clearly list the AAR#s of all applications in the series. Include a suggested processing order. Include an explanation how the applications build upon each other. When using a common assembly matrix for the entire series of applications, place the assembly matrix in the last application of the series and reference the application in which it is located in all applications in the series. Applications in a series will not be approved until the entire series is complete.

List the application TN where the respirator was last tested by NIOSH.

Example of a Well-Written Approval History for a Self-Contained Breathing Apparatus:

The new mask material is documented on revised specification sheet ZM-FL-A02 Rev A.

The change is documented in the mask's bill of materials (Item 2) on page 3 of drawing 103-01 Revision M.

This modification does not affect the respirator performance, but may affect facepiece fit. Happy Breathing Company has tested the facepiece covering this extension and finds that it still meets the requirements of 42 CFR Part 84 for facepiece fit. Happy Breathing Company has not changed any of the respirator components since the components were granted NIOSH approval under TN-xxxxx. The Happy Breathing Company is relying on the facepiece fit data accompanying this submission, AAR#ph24, to obtain this approval.

This change will be applicable to the XXX mask and III respirator and private labels YYY & ZZZ.

## **11 Description of Respirator (Section C.11)**

Information for New Approval Applications and Extension of Approval Applications is entered in the SAF by selecting options from dropdown options. The respirator description fields vary based on the type of respirator selected. Both New Approval Applications and Extension of Approval Applications require a detailed narrative description.

Is this a joint SEI (CBRN NFPA) submission?

Yes or No.

Is this an SEI retrofit respirator?

Yes or No.

Is this a CBRN application?

Yes or No.

Select type of CBRN, if applicable.

In this case, select SCBA if submitting for CBRN approval.

Is testing required?

Yes or No.

Return sample hardware?

Yes or No.

**Note:** If No, NIOSH will dispose of the equipment.

Source of submitted samples – Choose from dropdown options:

Prototype, Regular Production Unit, Correlation Test Sample.

If no testing is required, please provide the reason.

Facepiece type – Choose from the dropdown options:

Filtering Facepiece, Full Facepiece, Half-Mask, Quarter-Mask, Mouthpiece, Hood, Helmet, or Tight-Fitting Full Facepiece with Neckdam Seal.

Fit – Choose from the dropdown options:

Tight-Fit, Loose-Fit, Both Tight- and Loose-Fit, or Mouthbit.

Is this respirator fit checkable?

Yes or No.

If the respirator contains electrical components, have the components been approved by MSHA for intrinsic safety?

Yes, No, or Not Applicable.

Does the respirator have an inhalation valve?

Yes or No.

Does the respirator have an exhalation valve?

Yes or No.

### **Move to Air-Supplied Respirator Questions**

Type of Supplied-Air Respirator – Choose from dropdown options:

Self-Contained Breathing Apparatus (SCBA), Supplied-Air Respirator (SAR), or Combination SCBA/SAR.

SCBA Type – Choose from dropdown options:

Open-Circuit, Closed-Circuit, or Other Technology.

SCBA Use – Choose from dropdown options:

Escape-only or Entry and Escape.

SAR Category – Choose from dropdown options:

A, AE, A and AE, B, BE, B and BE, C, CE, C and CE, or Other.

Selected the Rated Service Time (minutes):

3, 5, 10, 15, 30, 45, 60, 120, 180, or 240.

Airflow – Choose from dropdown options:

Demand, Pressure-Demand, Continuous Flow, or Negative Pressure.

Breathing Gas – Choose from dropdown options:

Compressed Air, Compressed Oxygen, Compressed and Rich Air, Chemical Oxygen, Liquid Oxygen, or Other Technology.

Enter the Concentration of Oxygen in Breathing Gas (percentage).

Enter the Cylinder Rating (psi).

Regulator Mounting Location – Choose from dropdown options:

Belt, Chest, Facepiece, Back or Backpack, or Helmet.

Are the materials used in the construction which may be exposed to oxygen at pressures above atmospheric pressures, safe and compatible for their intended use?

Yes or No.

If a hose set is needed, click on “Add Hose Set” and provide the model number, hose type, shortest length, maximum length, other lengths, total sections, valve type, and pressure.

Also provide a description of the respirator(s).

## **12 Intended Protection and Safety Design (Section C.12)**

### **Atmosphere-Supplying respirators only:**

Confirm that any materials used in the construction of the respirator which may be exposed to oxygen pressures above atmospheric pressure are safe and compatible for the intended use (e.g., exposure to elevated concentrations of oxygen).

Identify CBRN when applicable.

The term “Intended for Mine Use” identifies respirators to be used for emergency use in mines. NIOSH requires this information to determine if the application must be evaluated and approved by both NIOSH and the Mine Safety and Health Administration (MSHA). Respirators to be used for mine rescue and other emergency use in mines must be approved by MSHA under 30 CFR Part 75.1714. Any questions regarding the need for joint approval, please call NIOSH at 412-386-4000.

### 13 Pre-Submission Performance Test Data and Statements (Section C.13)

Respirator pre-submission performance test data must accompany each application and must:

- Specify components used for test configuration by part number.
- Show units of measure for all test data (units of measure must match [42 CFR Part 84 Subparts H through J criteria](#)).

Submit copies of actual test data with all results and conclusions.

To verify which tests need to be performed as part of the pre-submission testing, please refer to the [Respirator Test Selection Guide](#). NIOSH expects that applicants will have performed each NIOSH test and any additional tests the applicants deem appropriate during the process of validating that the device meets NIOSH approval requirements.

Any respirators that have an ESLI should list caution “S” on the approval label. Also, the User Instructions must contain a special section that is labeled “S-Special or Critical User Instructions” where the ESLI information is contained. See *Approval Labels* in [Section 7](#) for an example.

### 14 Model Numbers and Product Trade Names (Section C.14)

*The information provided in this field is how the product will appear in the Certified Equipment List.*

A product trade name that uniquely identifies the respirator or family is required. This name will be listed in the [Certified Equipment List](#) for public reference. In version 8 of the electronic standard application form for a New Approval Application, the model number field can be blank, but the product trade name field must be completed before proceeding to the next data screen. A product trade name may indicate a protection, but it may not imply use. Model numbers previously used for particulate filtering devices approved under 30 CFR 11 standards may not be reused or carried over to devices or configurations to be approved under 42 CFR Part 84 standards.

### 15 Test Samples (Hardware) (Section C.15)

Regular production units submitted for approval must be the result of actual manufacturing processes ([42 CFR Section 84.11\(e\)](#)).

Applications will be denied if the test samples (hardware) provided for testing did not go through the manufacturer’s normal assembly, inspection, and test processes.

Applications may be denied even if the component that failed is not related to the “Reason for Application.”

Use the [Respirator Test Selection Guide](#) to determine the minimum number of hardware samples required for testing. Submit a sufficient number of hardware samples for testing at the time of application. The hardware samples to be used for testing must be sent under a separate cover from the application. In the application and on the packing slip with the hardware samples, list the item by part number and description, and indicate the quantity submitted for testing. Include a copy of the User Instructions in the box or shipping container with the hardware samples to be used for testing.



The outside of each box or shipping container and packing slip(s) should clearly indicate "Test Samples/Hardware" along with the name of the applicant, AAR#(s), part number(s), and quantity(ies). The hardware samples to be used for testing and any additional hardware samples requested by NIOSH must clearly show the part number on each item, regardless of how it is packaged. If additional hardware samples to be used for testing are requested by NIOSH, mark the shipment to the attention of the NIOSH employee requesting the samples. Include the AAR#, TN, and state "Additional Test Samples" on the outside of the box or shipping container. Cross-referenced lists will not be accepted.

The applicant must submit prepaid return shipping labels or provide other return means with the hardware samples for any materials to be returned upon completion of testing. "Please Return Samples" should be indicated on the packing slip. If NIOSH denies an application based upon documentation issues, the application, and in most cases, all hardware samples will be returned.

NIOSH does not retain hardware samples for any completed projects, approved or denied. The hardware samples will be promptly destroyed unless the applicant indicates the samples should be returned and prepaid return shipping instructions are provided. NIOSH is not responsible for customs charges. The applicant is responsible for all shipping costs and making all arrangements to clear the hardware samples through customs when shipping hardware samples to be used for testing to or from NIOSH.

The test sample hardware submitted with the application will be tested. No substitutions, additions, or deletions are permitted by the applicant once NIOSH receives the application. If NIOSH evaluators determine a need for additional testing, additional test samples (hardware) may be requested.

## **Saving the Application**

Once the application form has been completed, save the data file by selecting FILE, then SAVE AS, from the menu bar on the main menu screen.

## **Section 3 Supplemental Information for Preparing a Self-Contained Breathing Apparatus or CBRN Self-Contained Breathing Apparatus Application**

### **3.1 Quality Assurance Documentation**

Understanding the requirements of [42 CFR Part 84 Subpart E](#) and specific quality system characteristics as noted below are necessary to adequately develop and maintain Quality Assurance and quality control programs acceptable to NIOSH. Prior to obtaining any approvals under 42 CFR Part 84, all approval holders are required to have an approved Quality Assurance Manual on file at NIOSH.

If an organization has an approved QA Manual and there is no change, complete the applicable blocks on the SAF. If a previously approved QA Manual is being revised, it is not necessary to submit the entire manual. Submit only the sections that have been revised and an updated revision history sheet.

### **3.2 Quality Assurance Manual**

Submit a Quality Assurance Manual that documents the following elements at a minimum:

- A. Statement of Quality Assurance.
  - Upper management approval of the manual (usually a signature).
  - A revision history sheet showing date and reason for revision.
  - A Table of Contents.
  - Management assurance that the QA system meets NIOSH requirements in [42 CFR Part 84 Subpart E](#).
- B. Description of Management Responsibilities as they relate to:
  - The company quality policy.
  - Personnel/organization structure necessary to carry out these provisions.
  - Verification of quality (internal auditing).
  - Quality system review.
  - International Standards Organization (ISO) certification (if applicable).
- C. Structure of Quality System.
  - Identify how quality procedures and instructions are prepared and implemented.
- D. Contract Review Activities (as applicable).
- E. Design Control for aspects of safety, performance, and dependability of the product reliability programs.
- F. Control of All Documents and Data (control of engineering drawings, documentations, and changes).
- G. Quality in Purchasing.
- H. Control of Customer-Supplied Product (control of purchased material to include incoming inspection).
- I. Product Identification and Traceability.

- J. Control of Production Processes (lot identification, control of processes, manufacturing, fabrication, and assembly work conducted in the plant).
- K. All Areas of Inspection and Testing: Receiving, In Process, and Final Inspection.
- L. Control of Inspection, Measuring, and Test Equipment.
- M. Inspection and Test Status.
- N. Control of Nonconforming Product.
- O. Corrective and Preventive Actions (as applicable).
- P. Inventory and Handling Controls.
- Q. Control of Quality Records.
- R. Internal Quality Audits (audit of final inspection of the completed product).
- S. Training.
- T. Servicing (as applicable).

**Note:** If the manual does not incorporate the specific elements within the document, then the manual must link or list the Standard Operating Procedures (SOPs) for the various elements.

### **3.3 Product Quality Control Plan and Documentation**

Product Quality Control Plan (PQP) documentation is required to be submitted as part of an application to demonstrate to NIOSH the applicant's process characteristics involved in controlling and monitoring the quality of the respirator being manufactured.

Items that must be submitted are the:

- A. PQP flowcharts showing all inspection and test operations. Identify each procedure by AAR#. Inspection or test procedures clearly identified on the flow chart.
- B. Sampling plan and classification of defects document as described in [42 CFR Section 84.41](#) (c), (d), (e), (f), (g), and (h).
- C. In process inspection and test procedures for items listed on the assembly matrix.
- D. Final inspection and test procedures for the complete respirator and items listed on the assembly matrix.
- E. Simplified Self-Contained Breathing Apparatus respirator drawing.
- F. Assembly matrix.

### 3.4 Fees

An application fee of \$200 is required at the time of submission for all approval requests. Checks are to be made payable to NIOSH, dated less than 30 days prior to the submission date, and contain the AAR#. The specific AAR# for the application must be written on the check. Checks older than 30 days may be returned. Separate checks are required for each application submitted. Do not issue multiple application fees on one check. Otherwise, checks will be returned and application processing delayed.

NIOSH will not begin processing the request until all items (application, check, and test samples (hardware)) are received. If a domestic applicant utilizes [Pay.Gov](https://www.pay.gov/), send a copy of the Pay.Gov receipt to the NIOSH NPPTL Records Room to facilitate linking the payment to the approval request.

As part of the Initial Review Process, an estimate of the costs anticipated to be incurred during the evaluation will be provided. An email from the initial reviewer will be sent to the applicant towards the end of the Initial Review Phase.

This estimate is prepared based on the "Reason for the Application," the number of approvals affected, and the assigned tests. In the event other testing or other additional cost items are identified after the acceptance of the original estimate, the company will be contacted and an addendum to the estimate will be forwarded for acceptance.

Once the applicant has provided authorization to the initial reviewer via email, the evaluation can begin.

During the Final Review Phase, an invoice for all fees, including testing of equipment, incurred in the processing of an application will be generated. Invoices will contain specific payment instructions and identify authorized methods of payment, and will be provided to the approval holder for payment.

Respirator Approval Application-Based fees are as follows:

#### Administrative Fees:

Fee Type	Legal Citation	Amount	Due Date
<b>Application</b>	42 CFR §84.20(b)(1)	\$200 per application submitted.	Upon receipt of any application request. To be submitted with application.
<b>Approval</b>	42 CFR §84.20(b)(1)	\$100 per each certificate of approval issued.	Upon receipt of the invoice.
<b>Approval Modification</b>	42 CFR §84.20(b)(1)	\$50 per each certificate of approval modified.	Upon receipt of the invoice.
<b>Site Qualification</b>	42 CFR §84.20(b)(3)	<ul style="list-style-type: none"><li>Existing approval holder, paper review: \$400 per each request to inspect new production facility.</li><li>Prospective approval holders:<ul style="list-style-type: none"><li>One day domestic site visit - \$2,500.</li><li>One day international site visit - \$7,500.</li></ul></li></ul>	Upon agreement on the date of the site qualification.

**Note:** For any modification to an existing approval, such as changes to User Instructions or PQP, the approval modification fee will be charged for all the approvals affected by this change. For example, if the User Instructions are revised due to a change in a specific respirator, but the same User Instructions are used on a family of respirators (example: family consists of 20 approvals), the approval modification fee of \$50 will be charged for all the approvals under that family of respirators (20 X \$50 = \$1,000).

Testing fees will be charged in accordance with the following fee tables and will be due upon receipt of the invoice. The final letter (approval or denial) will be issued to the primary contact once all reviews are complete. The invoice is to be paid within 30 days after receipt.

### 3.5 Combination Supplied-Air Respirators and Self-Contained Breathing Apparatus, Self-Contained Breathing Apparatus, or CBRN Self-Contained Breathing Apparatus Test Fees

All of these tests may not apply to the specific type of respirator being submitted.

These apply only to Supplied-Air and Self-Contained Breathing Apparatus Respirators.

#### Supplied-Air Testing Fees:

0100	Strength of Hose and Coupling, C and CE SAR	\$150.00
0101	Tightness of Hose and Couplings, C and CE, SAR	\$150.00
0102	Nonkinkability of Hose, C and CE, SAR	\$150.00
0103	Gasoline Permeability of Hose/Couplings, C and CE	\$450.00
0104	Regulator 100,000 Cycle Test, Demand/PD, C/CE	\$3,000.00
0105	Airflow Determination, CF, C and CE SAR	\$300.00
0105A	Airflow Determination, Demand/PD, C and CE SAR	\$300.00
0106	Inhalation Airflow Resistance, PD, C and CE SAR	\$150.00
0107	Exhalation Airflow Resistance, PD, C and CE SAR	\$150.00
0108	Inhalation Airflow Resistance, Demand, C/CE SAR	\$150.00
0109	Exhalation Airflow Resistance, Demand, C/CE SAR	\$150.00
0110	Gas Tightness Test, IAA, C and CE SAR	\$450.00
0111	Sound Level in Hood or Helmet, C and CE SAR	\$450.00
0112	Protection Level, Abrasive Blast, CE, NaCl or Corn Oil	\$450.00
0113	Airflow Resistance, CF, C and CE SAR	\$150.00
0118	Low Temperature Operation SCBA	\$1,200.00
0119	Low Temp Operation, Combo SCBA and C/CE SAR	\$1,200.00
0120	Positive Pressure, SCBA	\$75.00
0121	Rated Service Time, SCBA, Demand and PD	\$75.00
0121A	Rated Service Time, CCSCBA, Demand and PD	\$75.00
0122	Exhalation Resistance, SCBA, Demand and PD	\$150.00
0123	Gas Flow Measurement, SCBA, Demand and PD	\$150.00

0124	Remaining Service Life Indicator, SCBA, Demand/PD	\$150.00
0124A	Alarm Pressure, CCSCBA, Demand and PD	\$150.00
0125	Gas Tightness, IAA, SCBA, Facepiece and Mouthpiece	\$750.00
0125A	Gas Tightness, IAA, SCBA, Hoods or Helmets	\$750.00
0126	Bypass Valve Flow, SCBA, Demand and PD	\$150.00
0128	Accuracy of Gauge, SCBA	\$150.00
0133	Exhalation Breathing Resistance, PD SCBA	\$150.00
0139	CO <sub>2</sub> Facepiece Level Determination, SCBA	\$450.00
0140	Man Tests, SCBA	\$3,000.00
0145	Sound Level End of Service Life Indicator, SCBA	\$750.00
0147	Mode Transfer Test, SCBA/SAR	\$150.00
0148	Remote Gauge Leak Flow, SCBA, Demand and PD	\$150.00

<b>New Site Qualification Fee, Existing Manufacturer</b>	\$400.00
--	----------

#### Self-Contained Breathing Apparatus and Retrofit, CBRN:

0200	GB LAT <sup>1</sup>	\$9,142.00
0201	HD LAT <sup>1</sup>	\$9,142.00
0202	LRPL	\$20,000.00
0202	Partial LRPL	\$16,000.00
0200/0201	Aerosol Process TDA-99M (SMARTMAN) Only	\$600.00

**Note:** <sup>1</sup> Testing Performed at RDECOM.

#### Test Fees to be Charged for New and Unspecified Tests:

Emergency Breathing Safety System (EBSS) testing for SCBA	\$500/day for test, plus actual costs for test subjects and required medical coverage. \$100/day per human test subject. \$1,300/day for medical staff.
---	---

Do not issue a single payment (check or pay.gov) for multiple invoices. Separate payments (check or pay.gov) are required for each application invoice received. Include the AAR# on the payment so it is properly credited.

### 3.6 Annual (Fixed) Certification (Approval) Fees

[Annual \(fixed\) certification \(approval\) fees](#) will be invoiced to approval holders who hold active or obsolete certificates of approval. Invoices will be sent in September with payment due by October 30 of the applicable year. Invoices will itemize the number of manufacturing sites and approvals and apply the fees per the following table:

## Respirator Certification (Approval) Fee Schedule A—Annual (Fixed) Fees

Fee Type	Legal Citation	Amount	Due Date
<b>Maintenance of Product Performance (Product Audit)</b>	42 CFR §84.20(b)(5)	<ul style="list-style-type: none"> <li>• Annual fee: \$761 per each approval holder.</li> <li>• Variable fee: as billed by NIOSH based on the respirators chosen to be tested each year.</li> </ul>	October 30 of applicable year.
<b>Records Maintenance</b>	42 CFR §84.20(b)(1)	\$50 per every listed <sup>1</sup> approval on file with NIOSH on July 1 <sup>st</sup> of each year.	October 30 of applicable year.
<b>Quality Assurance Maintenance (Site Audit)</b>	42 CFR §84.20(b)(4)	<ul style="list-style-type: none"> <li>• Annual fee: \$3,000 per every manufacturing site registered with NIOSH.</li> <li>• Variable fee:<sup>2</sup> <ul style="list-style-type: none"> <li>▫ 1 day domestic audit - \$2,500 per site.</li> <li>▫ 2 day domestic audit - \$5,000 per site.</li> <li>▫ 1 day international audit - \$7,500 per site.</li> <li>▫ 2 day international audit - \$10,000 per site.</li> </ul> </li> </ul>	October 30 of applicable year.
<b>Maintenance of Testing and Approval Facilities</b>	42 CFR §84.20(b)(2)	\$34 per every listed <sup>1</sup> approval on file with NIOSH on July 1 <sup>st</sup> of each applicable year.	October 30 of applicable year.
<b>Maintenance of Test Equipment</b>	42 CFR §84.20(b)(2)	\$36 per every active <sup>3</sup> approval on file with NIOSH on July 1 <sup>st</sup> of each applicable year.	October 30 of applicable year.

1. "Listed" approvals include all active and obsolete approvals. The [Certified Equipment List](#) (CEL) reflects the current listed approvals maintained by NIOSH.
2. Applies to design as well as manufacturing sites.
3. Does not include obsolete approvals.

Checks are to be made payable to NIOSH, must be dated less than 30 days prior to the submittal date, and must reference the AAR# or TN or NIOSH invoice number. Only one application per check.

### 3.7 Pay.Gov Instructions

Domestic applicants may use the electronic fees transfer program known as [Pay.Gov](#).

**Note:** Prior to making any payment of respirator approval fees, applicants must establish an account with [Pay.Gov](#).

- A. Follow the web link provided below:
  - a. PAY.GOV homepage: <https://pay.gov/paygov/homepage>.
- B. On the center of the web page click on the link “Click here to register” to start the process or go to the web page address provided below:
  - a. Registration: [Pay.gov - Register for a Pay.gov Account](#).
  - b. Read the User Responsibility Statement, fill in the box, and select accept.
  - c. Select the “Continue with Self Enrollment” tab.
  - d. Complete the required fields in the Online Self Enrollment form and then select “submit.”
  - e. Use Pay.Gov username and password to log into the Pay.Gov system from the homepage.
  - f. Access the forms necessary to submit payments online using this process.
- C. Fee Payment User Instructions.
  - a. Open the Pay.Gov homepage.
  - b. Locate the “User Fee Form.”
    - i. Go to the Find Public Forms section below the login.
    - ii. Search for forms by three options:
      - 1. Form Name.
      - 2. Agency Name.
      - 3. Search Public Forms.
    - iii. Use one of three links listed on the six forms in the system for the Centers for Disease Control and Prevention (CDC).
      - 1. Form Name: CDC Royalty BMLA and User fee Form.
        - a. Select CDC User Fee Form.
      - 2. Agency Name: CDC Royalty BMLA and User Fee Form.
        - a. Select CDC User Fee Form.
      - 3. Search Forms: CDC Royalty BMLA and User Fee Form.
        - a. Select CDC User Fee Form.
      - 4. Click on the form name to open the online fillable form.
    - iv. Complete the Online CDC User Fee Form.
      - 1. Complete all mandatory blocks marked with asterisks.
      - 2. Under CDC Invoice Number, enter the three digit Applicant-Assigned Reference Number (AAR#).
        - a. If payment is for an existing Task Number (TN), enter the associated TN.



3. For “Payment Options,” select the “NIOSH User Fee” from the three choices.
  4. Enter a short description in the comments block regarding the payment. Add any specific identifying information regarding the submission that may help in processing the payment.
- c. When submitting the form, users will be prompted to enter their Automated Clearing House (ACH) debit information.
- D. Currently Pay.Gov accepts payment directly by the Automated Clearing House (ACH) feature or through credit or debit cards as follows:
- a. Credit Cards: Visa, MasterCard, American Express, and Discover.
  - b. Debit Cards: Visa and MasterCard processed only.

**Note:** More in-depth instructions and information can be found at [Pay.Gov homepage](#).

### **3.8 Drawings for Self-Contained Breathing Apparatus or CBRN Self-Contained Breathing Apparatus**

All drawings must be in English. Drawings are accepted in Adobe PDF, ProEngineer, Autodesk, Smart Draw, and Corel Draw. Drawings should be named using a unique identifier of the organization's choice, R for drawing, the revision level (e.g., a, b, c, etc.), and the file extension representing the software program (e.g., nnnnRa.dwg). However, it is suggested that applicants also use their three character manufacturer's code in the drawing filenames (XXXnnnnRa.dwg). All engineering and CAD drawings must be saved and submitted in full view mode. All engineering and CAD drawings must be submitted in black and white. The signature blocks on each submitted drawing must contain the initials or signature of the preparer and approver along with the approval date for the drawing revision.

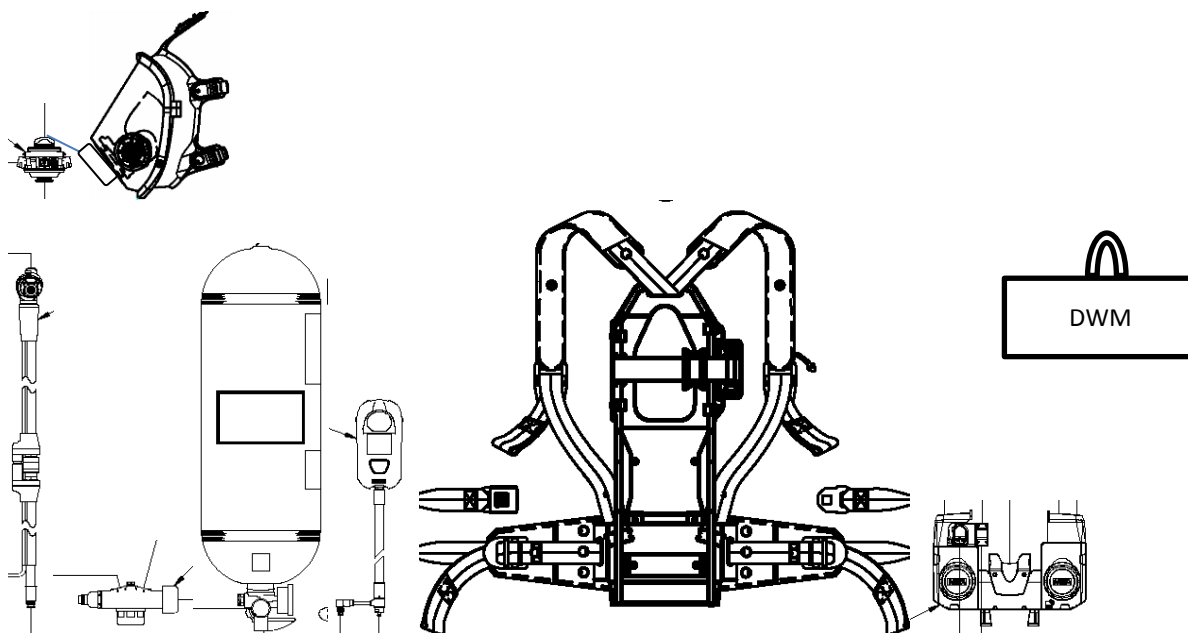
#### **3.8.1 Exploded-View Drawing and Major Subassembly Drawing for a SCBA or a CBRN SCBA**

For Self-Contained Breathing Apparatus, the exploded-view drawing is the major subassembly drawing and must include the complete respirator with critical or major dimensions, materials, and characteristics as listed on the [Self-Contained Breathing Apparatus drawing checklist](#). User Instructions do not need to be illustrated on the exploded-view drawing. Do not include future submittals or unapproved assemblies on the exploded-view drawing.

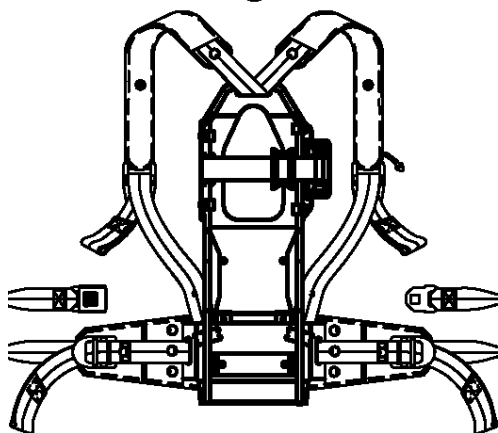
Use an identifying numbering system of the major subassemblies on the exploded-view drawing to reference major subassemblies from the assembly matrix to the exploded-view drawing. The identifying numbering system on the major subassemblies must match exactly with the assembly matrix.

If a facepiece is shown as item 1 on the assembly matrix, it must also be item 1 on the exploded-view drawing. The applicant may use dotted lines around subassemblies on an exploded-view drawing to group the smaller parts together into one major subassembly. If the profile of a component changes, i.e., from a facepiece to a facepiece with a side window, the components must be shown separately as 1a, 1b, 1c, etc.

### 3.8.2 Example of an Exploded-View Drawing for a SCBA or a CBRN SCBA



### 3.8.3 Major Subassembly Drawing for a SCBA or a CBRN SCBA



Applicants must submit major subassembly drawings for each major subassembly shown on the exploded-view drawing. If a major subassembly is unchanged from a previous submittal and the drawing is already on file at NIOSH, the drawing does not have to be resubmitted. The major subassembly drawings may not contain future submissions or show unapproved assemblies. All major subassembly drawings must meet the requirements defined in the “[Major Subassembly Drawing Checklists](#)” found in Section 6. All drawings must be under the approval holder’s control and in compliance with the document control system. Major subassembly drawing numbers and revision levels must match exactly with those found on the assembly matrix.

Major subassemblies must have permanent identifying part numbers marked on them. This part number must appear in the part number row of the assembly matrix. The part number location must be clearly shown on the major subassembly drawings.

### **3.8.4 Material Specifications on Drawings for a SCBA or a CBRN SCBA**

For material specifications, use the criteria affecting performance or design.

For example, if an accessory would not affect the performance or design, materials could be identified as plastic, metal, rubber, etc. However, if the items do affect performance or design, they would be identified as aluminum, butyl rubber, etc. The phrase “or equivalent” should not be used.

## **3.9 Component Vendors**

If the applicant controls all specifications for the component, the component vendors do not need to be specified. If the applicant does not control all specifications of the component, then the applicant must provide the name of the vendor. In accordance with 42 CFR Sections 84.42 (c) and 84.43 (c) the approval holder is obligated to manufacture in accordance with the approved documentation. NIOSH reserves the right to revoke, for cause, any certificate of approval where it is found that the applicant's quality control test methods, equipment, or records do not ensure effective quality control over the respirator for which the approval was issued. See the [April 7, 2005 Letter to All Manufacturers on “Clarification of Supplier and Subcontractor Relationships”](#) for additional information.

## **3.10 Assembly Matrix**

- An assembly matrix is a diagram of major subassemblies and accessories. It must be submitted electronically in Microsoft Excel 97 (or later) format and it must be formatted as shown in the [example](#). The assembly matrix cannot be part of the exploded-view drawing.
- An “X” placed in the wrong box on a label or assembly matrix could delay the approval process. Please verify the placement.
- Only one assembly matrix is necessary for a series of applications involving a common assembly matrix. This assembly matrix must be submitted with the last application in the series.
- The AAR# for the application that contains the assembly matrix must be identified in the Approval History section of each application in the series.
- When a new TC number is being requested, identify the rows for the new TC number using the numbering convention of “schedule#, AAR#, alpha character” in the TC number column. For example, for a Self-Contained Breathing Apparatus where the schedule# is 13F, followed by the AAR# MOR699, and the TC number cell for the first row (a) of the new approval, the numbering convention would be 13F-MOR699a. The second row would be numbered 13F-MOR699b, the third row would be numbered 13F-MOR699c, etc.
- “TC-” can only appear in the column heading; do not use “TC-” in the assembly matrix row.
- Features that describe the respirator cannot be listed on the assembly matrix as a separate column.
- Features associated with specific model numbers may be coupled together in the description column heading (e.g., Model 1201-EZ Flow, Model 1202-EZ Flow, etc.).

- The listing of User Instructions on Self-Contained Breathing Apparatus assembly matrices is mandatory.
- More than one assembly matrix may be submitted with an application, if relevant.
- Columns with new information or revised information may be lightly shaded.
- Future submissions or unapproved assemblies should not be shown on the assembly matrices.
- Blank cells need to be entirely blank. The cells should not contain any unnecessary information, spaces, embedded characters, hidden rows or columns, etc.
- The complete respirator or the respirator components listed on the assembly matrix must exactly match those illustrated on the exploded-view drawing.

Some components may be an accessory on one approval and a required component on another. If a component is an accessory, this must be explained in the “Reason for Application.” If this information is not clearly stated, NIOSH will consider the component as required. The assembly matrix must list all major subassemblies and accessories. The NIOSH evaluation status for each component or subassembly must be indicated as follows:

<b>X</b>	=	An existing component or respirator that has been previously tested and approved by NIOSH in this configuration.
<b>N</b>	=	A new component or respirator. If a new TC number has been requested, “N” must appear in every column across the entire row. If an Extension of Approval is requested, “N” should only appear in columns for respirators or components new to the approval.
<b>P</b>	=	Pending. A component or respirator submitted in an earlier application that is currently being evaluated by NIOSH.
<b>R</b>	=	A redesign or revision to an existing component or respirator where the part number has not changed. “R” is to be used indicating a change to any associated document with that component.
<b>-</b>	=	A component or respirator designated by the approval holder as obsolete. Do not use “double dash.” An obsolete item must be shown on the matrix as obsolete for the TC number/part number combination at least once. Once organizations have submitted an assembly matrix with obsolete items, they may drop these items from the matrix in future submissions. If obsoleting an approval, dash marks must appear in every block that a component for that approval was marked.
<b>A</b>	=	Accessory item. An item that does not affect the ability of a respirator to meet the requirements of 42 CFR Part 84. The approval remains in effect whether the accessory is used or not.

For easier review and evaluation, it is recommended that applicants lightly shade the rows and columns containing new (N) or redesigned (R) components. If no cells are marked N or R, the applicant should reconsider whether an application for approval is required. If in doubt, call NIOSH NPPTL *Conformity Verification and Standards Development Branch* at (412) 386-4000.

### 3.11 Approval Labels and Private Labels

Approval labels used in User Instructions, on packaging, or on devices must be legible. Labeling requirements vary based on the type and intended use of the respirator. See example label formats for Self-Contained Breathing Apparatus. The list of protections must be in the same order and identical to the matrix. Submit draft versions of the appropriate labels.

Labels must be submitted for a New Approval, and for an Extension of Approval when the components change. Labels must be created in Excel (97 or later) and follow the format of the [examples](#). Accessories may be listed on the approval label, but are not required. NIOSH will accept draft labels with the location of the Health and Human Services (HHS) and NIOSH logos noted. Logos are available on the [NIOSH NPPTL homepage](#). The applicant is responsible for inserting the logos during label production. Approval Labels may not contain future submittals or show unapproved assemblies.

### 3.12 List of NIOSH Cautions and Limitations for Self-Contained Breathing Apparatus or CBRN Self-Contained Breathing Apparatus

SAR (Airline): A\*, B, C, D, E, I\*, J, K\*, M, N, O, S\*

SCBA: I\*, J, M, N, O, S

CBRN SCER: I\*, J, M, N, O, S\*, R, X, AA, BB, DD, EE, JJ, GG, II, NN

CBRN SCBA: I\*, J, M, N, O, S, Q, R, T, U

#### \* Notes:

- A For an SAR, this is not needed if the unit is equipped with an escape bottle.
- I Applies if the respirator contains electrical components and the intrinsic safety has not been evaluated and approved by MSHA or a recognized independent laboratory.
- S With unique or unusual design or critical operation requirements or a private label version.
- AA Depending on use or design such as a mouthbit.
- LL If protection varies depending on assembled configuration.

Closed-Circuit SCBA: An “S” will be assigned to all units referring users to the Special section in the User Instructions. The User Instructions are to call out the following listed in Federal Register Notice Volume 50. No. 222 published 11/18/85:

#### Limitations:

- Do not use this apparatus where there is direct exposure to flames or in high radiant heat (this limitations applies to 100 percent oxygen apparatus only).
- Provide proper care, training and maintenance of the apparatus as specifically described in the manufacturer’s instructions and maintenance manuals.
- After each use of this apparatus, a fully charged breathing gas container and a recharge of carbon dioxide scrubber will be installed.
- Thorough cleaning and disinfecting of facepiece, breathing tube, and breathing bag must be done in accordance with manufacturer’s instructions.

Cautions:

- Keep exposed hair to a minimum when using apparatus near open flames or in radiant heat.
- A good facepiece seal is important since facepiece leakage will seriously reduce service time.
- Use of pure oxygen or oxygen enriched air increases flammability and lowers the ignition temperature of most materials.

Cautions and limitations may vary or additional ones may apply depending on design and performance.

Combination units usually require all cautions and limitations from either type.

### 3.13 Private Labeling Versus Private Packaging

#### Private Labeling

Approval Holder A enters into an agreement to allow Company B to sell Approval Holder A's respirator as being manufactured by Company B. All packaging, labeling, markings, User Instructions, and literature should indicate Company B. This approach appears to the user that the approval holder of the respirator is Company B. The only reference to the actual approval holder is in a Special Instructions S section. The respirator name, model number, and part number may or may not be the same as what is used by Approval Holder A. The NIOSH TC number will not be changed. Approval Holder A remains responsible for the respirator quality and all packaging, labeling, markings, and literature pertaining to the NIOSH approval. Approval Holder A must ensure that the private labeler does not misrepresent the NIOSH approval. Private labeling is always submitted to NIOSH by the approval holder for approval.

An Extension of Approval Application, submitted by the approval holder, is necessary for all private label requests. If a part number or model number changes, the Extension of Approval Application must be submitted showing this change in the assembly matrix and all labeling.

A Special Cautions and Limitation "S" is to be added to the private label approval label.

A "S-Special Instructions Section" is to be added to the private label User Instructions as follows:

*The model/part number "respirator type" has been manufactured by Company (Approval Holder A) for private label Company B under TC-XXY-nnnn.*

#### Private Packaging

Approval Holder A enters into an agreement to have its respirators sold by Company B. Company B puts the assembled respirator in a different or additional package. The respirator name, model number, part number, respirator labeling, markings, User Instructions, and literature show Approval Holder A as the approval holder. The packaging may represent Company B and its catalog or other reference number. However, this packaging must be done in a manner which does not mislead the user to think Company B is the approval holder. Clarifiers, such as "Sold by Company B and Manufactured by Approval Holder A" or "Made by Approval Holder A for Company B" must be included on the packaging. The NIOSH approval label will not be changed. Approval Holder A remains responsible for respirator quality and all packaging, labeling, markings, and literature that pertains to the NIOSH approval. Approval Holder A must ensure that the private packager does not misrepresent the NIOSH approval. NIOSH does not need to be notified of private packaging arrangements (no application needs to be submitted).

**Note:** Private packaging does not result in any changes to NIOSH documentation on file for the approved respirator configuration. User Instructions and NIOSH approval labels provided on or with the package must not be changed. Approval labels and the package artwork are part of the NIOSH documentation and therefore must not be changed to remain a private packaging arrangement.

For both private labeling and private packaging arrangements, the approval holder is responsible for notifying the private label or private package company of any changes in approval status, such as stop sale, rescission, or revocation.

### 3.14 User Instructions

User Instructions must be submitted to NIOSH for Self-Contained Breathing Apparatus. User Instructions may be listed on the assembly matrix for Self-Contained Breathing Apparatus, but are not required. An Extension of Approval Application is required for changes to the User Instructions. User Instructions and associated procedures such as maintenance requirements, inspection procedures, and donning and doffing instructions that pertain to the respirator submitted for approval must be submitted as a complete package. When there is a change, NIOSH will not accept only the amended pages. A complete User Instructions document must be submitted indicating what has been changed either by highlighting the changed items or a cover page listing the page numbers and detailing paragraphs updated. The file description for the User Instructions must clearly and specifically identify the model or product line and revision level. Bold, underline, or otherwise indicate all changes to the User Instructions from the prior revision level.

When an approval has a design or performance issue, corrections to the User Instructions is not adequate to address the issue

For Caution and Limitation “S”, Special or Critical User Instructions, noted on the approval label and listed in the User Instructions:

- Approval holders have discretion in what is identified as special cautions or limitations. To be “special” the specific attribute of the respirator must go beyond the standard cautions and limitations and be unique or unusual for the class of respirator.
- If the approval holder states “Special or Critical User Instructions or specific use limitations apply,” the Special or Critical User Instructions must be readily identified within a separate section of the User Instructions with the heading, “S - *Special or Critical User Instructions.*”
- Examples of special or critical instructions are special donning procedures, service life limitations, and private labeled respirators.

For private label respirators, the S-Special or Critical User Instructions section in the private label holder’s User Instructions will state:

*“The model/part number “respirator type” has been manufactured by Approval Holder A (Company) for private label Company B under TC-13F-nnnn.”*



If Special or Critical User Instructions or specific use limitations are stated, these items will be reviewed to ensure the items are correct and appropriate.

For all tight-fitting respirators that must be fit tested prior to use, the following The Occupational Safety and Health Administration (OSHA) reference must be included in the User Instructions:

*Before occupational use of this respirator, a written respiratory protection program must be implemented meeting all the local government requirements. In the United States, employers must comply with [OSHA 29 CFR 1910.134](#) which includes medical evaluation, training, and fit testing.*

#### Requirements Specific to Self-Contained Breathing Apparatus

The approval label may be located on the container or box or inserted in the package or in the User Instructions.

The location of the approval label and User Instructions within the final packaging arrangement, are to be stated either on the respirator drawing or as an attachment to these documents. Packaging artwork is not required, but will be accepted as fulfillment of this requirement.

### **3.15 Packaging Art Work and Carton Design**

In accordance with [42 CFR Section 84.33](#), the applicant will submit full scale reproductions of approval labels and markings, and a sketch or description of the method of application and position on the harness, container, canister, cartridge, filter, or other component, together with the instructions for use and maintenance of the respirator.

Approval labels will include the HHS and NIOSH logos, the applicant's name and address, the approval number assigned by NIOSH, and, where appropriate, restrictions or limitations on use of the respirator.

When additional labels, markings, or instructions are required, the applicant will be notified.

Approval labels and markings will only be used by the applicant to whom the labels were issued.

Legible reproductions or abbreviated forms of the label approved by NIOSH for use on each respirator will be attached to or printed on the following locations:

<b>Respirator type</b>	<b>Label type</b>	<b>Location</b>
Self-Contained Breathing Apparatus	Entire	Harness assembly and canister (where applicable).
Supplied-Air Respirator	Entire	Respirator container or instruction card.

When a company receives and accepts a NIOSH approval, the company agrees to manufacture, inspect, and test the respirator as it stated in the documentation as approved by NIOSH. The company will maintain the PQP, as submitted and approved, and will not deviate from this plan. The plan will only be

changed after the company submits a request to NIOSH and this plan change is reviewed and approved by NIOSH.

Each respirator, respirator component, and respirator container will, as required by NIOSH to assure quality control and proper use of the respirator, be labeled distinctly to show the name of the applicant, and the name and letters or numbers by which the respirator or respirator component is designated for trade purposes, and the lot number, serial number, or approximate date of manufacture.

Approval holders may not imply “use” for approved respirators.

Package advertising that is not permitted includes phrases such as:

“NIOSH-Approved Tactical SCBA”

Packaging may include a phrase such as: “NIOSH-Approved CBRN SCBA; recommended by the approval holder for use in SWAT operations.”

### 3.16 Summary of Related Documents

Provide a complete and accurate listing of all new or revised files that pertain to the application. Give a specific filename to each controlled document submitted with the application. The summary of related documents must precisely match the electronic files submitted. Applications may be returned without being processed if the summary is incorrect.

The following information must be included:

**Filename:**

XXX represents the three character NIOSH-Assigned manufacturer’s code and should only appear on the application.

nnnn represents the unique characters chosen by the applicant.

The filename with extension must be listed, using [Specific file naming conventions](#).

Spaces must not be used in filenames.

Filenames are derived from the controlled document number, not the AAR#.

For example, the filename for drawing 10222 revision A should be 10222Ra.dwg.

For future submissions of the same document, the only change to the filename will be to the revision level; the next submission of the drawing above would be 10222Rb.dwg.

Files submitted using the AAR# as filenames will be returned.

**Document Type:**

Pretest data, drawing, assembly matrix, draft approval label, QA Manual, PQP, service life plan, User Instructions, etc.

**Description:**

Detailed description giving specific information identifying model name or number, revision level, drawing number, and title.

**Software program extension:**

The software program (including version) used to create the file.

nnnn= unique identifying characters.

a, b, c, etc. = revisions.

.pdf, .xml, .xls, etc. = program used to create file.

### 3.17 File Naming Conventions

Required Documents	Naming Convention Abbreviation	Acceptable Software Packages	File Naming Convention Format
Application Form	-	Microsoft Access Java Adobe Acrobat	XXXnnnn.MDB XXXnnnn.xml XXXnnnn.PDF
Pretest Data	PD	Adobe Acrobat Excel  Microsoft Word	nnnnPD.PDF nnnnPD.XLS nnnnPD.XLSX nnnnPD.DOC nnnnPD.DOCX
Drawings	R followed by revision level (if applicable)	Adobe Acrobat AutoCAD Scanned file	nnnnRa.PDF nnnnRb.DWG nnnnRc.TIF nnnnRd.GIF nnnnRe.JPG nnnnRf.BMP (a-f indicate various revision levels)
Assembly Matrix	AM followed by revision level (if applicable)	Excel	nnnnAMa.XLS nnnnAMb.XLSX
Draft approval labels	DL followed by revision level (if applicable)	Excel	nnnnDLa.XLS nnnnDLb.XLSX
Quality Assurance (QA) Manual	QM followed by revision level (if applicable)	Adobe Acrobat Scanned file Excel  Microsoft Word	nnnnQMa.PDF nnnnQMb.TIF nnnnQMc.XLS nnnnQMd.XLSX nnnnQMe.DOC nnnnQMf.DOCX Plus one signed paper copy (a-f indicate various revision levels)
Product Quality Control Plan (PQP)	PQP followed by revision level (if applicable)	Adobe Acrobat Scanned file AutoCAD Excel  Microsoft Word	nnnnPQP.PDF nnnnPQP.TIF nnnnPQP.DWG nnnnPQP.XLS nnnnPQP.XLSX nnnnPQP.DOC nnnnPQP.DOCX
Fees	-	Paper or PAY.GOV only	Paper or PAY.GOV only
Service Life Plan (If Required)	SLP followed by revision level (if applicable)	Adobe Acrobat Scanned file  Excel  Microsoft Word	nnnnSLP.PDF nnnnSLP.TIF nnnnSLP.JPG nnnnSLP.BMP nnnnSLP.PNG nnnnSLP.XLS nnnnSLP.XLSX nnnnSLP.DOC nnnnSLP.DOCX
User Instructions	UI followed by revision level (if applicable)	Adobe Acrobat Scanned file Microsoft Word	nnnnUIa.PDF nnnnUIb.TIF nnnnUIc.DOC nnnnUID.DOCX (a-d indicate various revision levels)

- If “zipped” files are submitted, provide the individual filename, description, and program for each working file contained in the zipped file.
- If there is more than one User Instructions or assembly matrix, list each in the assembly matrix by name.
- If NIOSH has requested replacement files, give the replacement files the same name as the original files.
- Send replacement files only at the request of NIOSH, and send the replacement files directly to the NIOSH employee requesting the files. The requestor is responsible for having the corrected files posted to the project.
- NIOSH will only accept replacement or new files that were requested by NIOSH.

## Section 4 Approvals and Denials

### 4.1 Approval Documentation

If the respirator complies with all of the requirements outlined in these procedures and 42 CFR Part 84, NIOSH will grant an approval and assign a TC number.

All submitted documentation and supporting test data will become part of the approval record. NIOSH will send a letter to the applicant's primary contact stating the nature of the approval and will return final approval label files, if applicable, with the appropriate approval documentation. Applicants may use consultants or authorized representatives as contacts for the application. These contacts may submit applications either by request of the company primary contact or in place of the company primary contact. Foreign companies may provide a U.S. contact as a consultant or authorized representative. For applicants using consultants or authorized representatives, the final letter of approval and enclosed documentation will be sent directly to the applicant with a copy of the approval letter to the consultant or authorized representative. All approval documentation and application discussions will still be done through the company primary contact.

When application approval labels and assembly matrices contain rows of information for approvals other than the ones evaluated in the individual application under review, approval letters will indicate that only the approvals indicated (or marked requested) under the individual application are granted.

### 4.2 Denial Documentation

If the respirator fails to meet the requirements of 42 CFR Part 84, the application will be denied and all documentation, CD-Rs or DVD-Rs, and test samples (hardware) will be returned or destroyed. NIOSH will not retain documentation or test samples (hardware) for any respirator that has failed to meet all of the requirements. If NIOSH denies an application based upon documentation issues, the application, CD-Rs or DVD-Rs, and all sample hardware will be returned to the applicant's U.S. or Canadian address or authorized representative. It is recommended that foreign applicants have and use their U.S. representative's address on return shipping labels.

**Note:** If any failure occurs in a series of applications, all related applications will also be denied.

Subsequent requests for approval of previously failed units must be submitted with all associated documentation and the reason for failure must be addressed.

### 4.3 Denial Prior to Assignment of a Task Number

Some of the reasons applications will not be accepted and will be denied prior to issuance of a TN include:

- An application is assigned a previously used AAR#.
- A major section of the application such as the assembly matrix, QA Manual, approval labels, pretest data, User Instructions, or drawing package is missing, is in an unacceptable file format, or uses an unacceptable file naming convention.
- Test samples (hardware), application package, and payment are not received within two weeks of one another.

- Shipping boxes contain sample test (hardware) associated with different applications and without separate packaging to indicate what sample hardware goes with each application.
- Packages of sample test (hardware) received within the same box are not clearly labeled.
- An assembly matrix is not associated with every application (except QA Applications).
- A complete file list is not included in the related documents section of the application.

#### **4.4 Denial of a Project Undergoing NIOSH Evaluation**

Some of the reasons why applications may be denied after issuance of a TN include:

- Assembly matrix, exploded-view drawing, approval labels, or major subassembly drawings are incorrect (content or format) or show unapproved assemblies.
- Pre-submission test data is not complete. For example, it does not include total resistance on the complete assembly or all assemblies involved in the submittal(s).
- Sample hardware submitted does not match subassembly drawings, part numbers, or the assembly matrix drawing.
- Drawings are not in accordance with the documentation control procedures stated in the applicant's Quality Assurance Manual.
- Additional information requested by NIOSH is not received within two weeks of the date requested.
- The application is for a new or unique respirator which cannot be approved under current regulations for which there is no existing NIOSH policy (e.g., smoke hoods, SAR with pneumatic tools, etc.).
- Applicant's pre-submission test data indicates that the respirator would fail the NIOSH regulatory test requirements or the appropriate pretest data is not submitted with the application.
- The official submittal either (1) requested approval of two respirators of different basic designs (includes submitting a filter media and alternate in the same application) or (2) requested a new approval and an extension of approval action in the same application.
- The Standard Application Form (SAF) has errors, deficiencies, or is incorrect.
- Items on the assembly matrix do not correspond exactly to the "Reason for Application," drawing revision levels are wrong, components on the exploded-view drawing are improperly numbered, or documents are otherwise incorrect.
- Protection or intended use claims have not been requested or approval has not been obtained from other governing agencies (such as MSHA for mine use or intrinsic safety from recognized laboratories).
- QA documentation does not have sufficient inspections identified, is missing required inspection steps, or inspections identified are not sufficient to meet the NIOSH requirements.
- The Quality Assurance Application includes other documents, such as a PQP or inspection procedures, in addition to or instead of the Quality Assurance Manual.

#### **4.5 Respirator Certification (Approval) Program Decision Review Process**

NIOSH NPPTL has a structured [Decision Review Process](#) that enables applicants to request a review of decisions regarding NIOSH NPPTL policy statements, test procedures, and test results pertaining to ongoing respirator approval activities.

## Section 5 Test Selection Guide for Self-Contained Breathing Apparatus and CBRN Self-Contained Breathing Apparatus

Item	Respirator Type	*NIOSH Test #	Title	Total Materials Needed
7	SCBA - open-circuit, entry, demand  Subpart H	<a href="#">TEB-APR-STP-0004</a>	Determination of Exhalation Valve Leakage	2 complete units plus one each of all accessories 3 cylinder gauges, 3 remote gauges, as required
		<a href="#">RCT-ASR-STP-0118</a>	Determination of Low Temperature Operation - Minimum Temperature per Applicant, Open-Circuit, Self-Contained Breathing Apparatus	
		<a href="#">RCT-ASR-STP-0121</a>	Determination of Rated Service Time - Open-Circuit, Demand and Pressure-Demand, Self-Contained Breathing Apparatus	
		<a href="#">RCT-ASR-STP-0122</a>	Determination of Exhalation Breathing Resistance - Open-Circuit, Demand and Pressure-Demand, Self-Contained Breathing Apparatus	
		<a href="#">RCT-ASR-STP-0123</a>	Determination of Gas Flow Measurements - Open-Circuit, Demand and Pressure-Demand, Self-Contained Breathing Apparatus	
		<a href="#">RCT-ASR-STP-0124</a>	Determination of Remaining Service-Life Indicator - Open-Circuit, Demand and Pressure-Demand, Self-Contained Breathing Apparatus	
		<a href="#">RCT-ASR-STP-0125</a>	Determination of Gas Tightness - Isoamyl Acetate, (IAA) - Self-Contained Breathing Apparatus with Facepieces and Mouthpieces	
		<a href="#">RCT-ASR-STP-0126</a>	Determination of Bypass Valve Flow - Open-Circuit, Demand and Pressure-Demand, Self-Contained Breathing Apparatus	
		<a href="#">RCT-ASR-STP-0128</a>	Determination of Accuracy of Gauge - Self-Contained Breathing Apparatus	
		<a href="#">RCT-ASR-STP-0132</a>	Determination of Inhalation Breathing Resistance - Open-Circuit, Demand, Self-Contained Breathing Apparatus	
		<a href="#">RCT-ASR-STP-0139</a>	Determination of Facepiece Carbon Dioxide Concentrations - Self-Contained Breathing Apparatus	
		<a href="#">RCT-ASR-STP-0140</a>	Man Tests - Self-Contained Breathing Apparatus	



		<a href="#">RCT-ASR-STP-0145</a>	Determination of Sound Level Measurements for Remaining Service Life Indicators - Self-Contained Breathing Apparatus	
		<a href="#">RCT-ASR-STP-0146</a>	Determination of Diaphragm Over Pressurization - Open Circuit, Self-Contained Breathing Apparatus with Belt Mounted Regulators and Breathing Tubes	
		<a href="#">RCT-ASR-STP-0148</a>	Determination of Remote Gauge Leak-Flow Test - Open-Circuit, Demand and Pressure-Demand, Self-Contained Breathing Apparatus	
		<a href="#">RCT-ASR-STP-0155</a>	Man Test Number 6 - Self-Contained Breathing Apparatus Using Liquefied Gas	
		* Actual tests selected may vary depending on design and intended use.		
Item	Respirator Type	*NIOSH Test #	Title	Total Materials Needed
8	SCBA - open-circuit, entry, pressure-demand	<a href="#">RCT-ASR-STP-0118</a>	Determination of Low Temperature Operation - Minimum Temperature per Applicant, Open-Circuit, Self-Contained Breathing Apparatus	2 complete units plus one each of all accessories 3 cylinder gauges 3 remote gauges, as required
		<a href="#">RCT-ASR-STP-0120</a>	Determination of Positive Pressure - Open-Circuit, Pressure-Demand, Self-Contained Breathing Apparatus	
		<a href="#">RCT-ASR-STP-0121</a>	Determination of Rated Service Time - Open-Circuit, Demand and Pressure-Demand, Self-Contained Breathing Apparatus	
		<a href="#">RCT-ASR-STP-0122</a>	Determination of Exhalation Breathing Resistance - Open-Circuit, Demand and Pressure-Demand, Self-Contained Breathing Apparatus	
		<a href="#">RCT-ASR-STP-0123</a>	Determination of Gas Flow Measurements - Open-Circuit, Demand and Pressure-Demand, Self-Contained Breathing Apparatus	
		<a href="#">RCT-ASR-STP-0124</a>	Determination of Remaining Service Life Indicator - Open-Circuit, Demand and Pressure-Demand, Self-Contained Breathing Apparatus	
		<a href="#">RCT-ASR-STP-0125</a>	Determination of Gas Tightness - Isoamyl Acetate, (IAA) - Self-Contained Breathing Apparatus with Facepieces and Mouthpieces	

		<a href="#">RCT-ASR-STP-0126</a>	Determination of Bypass Valve Flow - Open-Circuit, Demand and Pressure-Demand, Self-Contained Breathing Apparatus	
		<a href="#">RCT-ASR-STP-0128</a>	Determination of Accuracy of Gauge - Self-Contained Breathing Apparatus	
		<a href="#">RCT-ASR-STP-0139</a>	Determination of Facepiece Carbon Dioxide Concentrations - Self-Contained Breathing Apparatus	
		<a href="#">RCT-ASR-STP-0140</a>	Man Tests - Self-Contained Breathing Apparatus	
		<a href="#">RCT-ASR-STP-0145</a>	Determination of Sound Level Measurements for Remaining Service-Life Indicators - Self-Contained Breathing Apparatus	
		<a href="#">RCT-ASR-STP-0146</a>	Determination of Diaphragm Over Pressurization - Open Circuit, Self-Contained Breathing Apparatus with Belt Mounted Regulators and Breathing Tubes	
		<a href="#">RCT-ASR-STP-0148</a>	Determination of Remote Gauge Leak-Flow Test - Open-Circuit, Demand And Pressure-Demand, Self-Contained Breathing Apparatus	
		<a href="#">RCT-ASR-STP-0155</a>	Man Test Number 6 - Self-Contained Breathing Apparatus Using Liquefied Gas	
		* Actual tests selected may vary depending on design and intended use.		
Item	Respirator Type	*NIOSH Test #	Title	Total Materials Needed
9	SCBA - closed-circuit, entry	<a href="#">RCT-ASR-STP-0117</a>	Determination of Positive Pressure - Closed-Circuit, Pressure-Demand, Self-Contained Breathing Apparatus	2 complete units, plus one each of all accessories 21 scrubbers or O <sub>2</sub> generating canisters  <b>or</b>  21 fully charged O <sub>2</sub> cylinders  <b>plus</b>  1 breathing bag 1 relief valve override tool (if needed) 3 cylinder gauges 3 remote gauges (if needed)
		<a href="#">RCT-ASR-STP-0121A</a>	Determination of Rated Service Time - Closed-Circuit, Demand and Pressure-Demand, Self-Contained Breathing Apparatus	
		<a href="#">RCT-ASR-STP-0124A</a>	Determination of Alarm Pressure - Closed-Circuit, Demand and Pressure-Demand, Self-Contained Breathing Apparatus	
		<a href="#">RCT-ASR-STP-0125</a>	Determination of Gas Tightness - Isoamyl Acetate, (IAA) - Self-Contained Breathing Apparatus with Facepieces and Mouthpieces	
		<a href="#">RCT-ASR-STP-0127</a>	Determination of Bypass Valve Flow - Closed-Circuit, Demand and Pressure-Demand, Self-Contained Breathing Apparatus	

		<a href="#">RCT-ASR-STP-0128</a>	Determination of Accuracy of Gauge - Self-Contained Breathing Apparatus
		<a href="#">RCT-ASR-STP-0134</a>	Determination of Gasoline Permeation Test on Breathing Bags - Closed-Circuit, Self-Contained Breathing Apparatus
		<a href="#">RCT-ASR-STP-0135</a>	Determination of Inhalation and Exhalation Breathing Resistance - Closed-Circuit, Demand and Pressure-Demand, Self-Contained Breathing Apparatus
		<a href="#">RCT-ASR-STP-0136</a>	Determination of Demand Gas Flow - Closed-Circuit, Demand and Pressure-Demand, Self-Contained Breathing Apparatus
		<a href="#">RCT-ASR-STP-0137</a>	Determination of Continuous Gas Flow on Constant Flow with Demand Flow - Closed-Circuit, Self-Contained Breathing Apparatus
		<a href="#">RCT-ASR-STP-0138</a>	Determination of Safety Relief Valve Operation - Closed-Circuit, Demand and Pressure-Demand, Self-Contained Breathing Apparatus
		<a href="#">RCT-ASR-STP-0139</a>	Determination of Facepiece Carbon Dioxide Concentrations - Self-Contained Breathing Apparatus
		<a href="#">RCT-ASR-STP-0140</a>	Man Tests - Self-Contained Breathing Apparatus
		<a href="#">RCT-ASR-STP-0141</a>	Man Test Number 5 - Closed-Circuit, Self-Contained Breathing Apparatus
		<a href="#">RCT-ASR-STP-0142</a>	Determination of Vibration (Ro-Tap Test) For Man Test Number 1 - Escape, Closed-Circuit, Demand, Self-Contained Breathing Apparatus
		<a href="#">RCT-ASR-STP-0143</a>	Determination of Low-Temperature Operation - Minimum per Manufacturer - Closed-Circuit, Self-Contained Breathing Apparatus
		<a href="#">RCT-ASR-STP-0144</a>	Determination of Continuous Gas Flow on Constant Flow - Closed-Circuit, Self-Contained Breathing Apparatus
		<a href="#">RCT-ASR-STP-0145</a>	Determination of Sound Level Measurements for Remaining Service Life Indicators - Self-Contained Breathing Apparatus
		<a href="#">RCT-ASR-STP-0146</a>	Determination of Diaphragm Over-Pressurization - Open Circuit, Self-Contained Breathing Apparatus with Belt Mounted Regulators and Breathing Tubes

		<a href="#">RCT-ASR-STP-0148A</a>	Determination of Remote Gauge Leak-Flow Test - Closed-Circuit, Demand and Pressure-Demand, Self-Contained Breathing Apparatus	
		<a href="#">RCT-ASR-STP-0155</a>	Man Test Number 6 - Self-Contained Breathing Apparatus Using Liquefied Gas	
		NOTE: Rated service time is tested during Man test 4, assuming that all previous Man tests have been satisfactorily completed.		
		* Actual tests selected may vary depending on design and intended use.		
Item	Respirator Type	*NIOSH Test #	Title	Total Materials Needed
11	SCBA - open-circuit escape, demand	<a href="#">RCT-ASR-STP-0118</a>	Determination of Low Temperature Operation - Minimum Temperature per Applicant, Open-Circuit, Self-Contained Breathing Apparatus	2 complete units plus one each of all accessories 3 cylinder gauges
		<a href="#">RCT-ASR-STP-0121</a>	Determination of Rated Service Time - Open-Circuit, Demand and Pressure-Demand, Self-Contained Breathing Apparatus	
		<a href="#">RCT-ASR-STP-0122</a>	Determination of Exhalation Breathing Resistance - Open-Circuit, Demand and Pressure-Demand, Self-Contained Breathing Apparatus	
		<a href="#">RCT-ASR-STP-0123</a>	Determination of Gas Flow Measurements - Open-Circuit, Demand and Pressure-Demand, Self-Contained Breathing Apparatus	
		<a href="#">RCT-ASR-STP-0125</a>	Determination of Gas Tightness - Isoamyl Acetate, (IAA) - Self-Contained Breathing Apparatus with Facepieces and Mouthpieces	
		<a href="#">RCT-ASR-STP-0128</a>	Determination of Accuracy of Gauge - Self-Contained Breathing Apparatus	
		<a href="#">RCT-ASR-STP-0132</a>	Determination of Inhalation Breathing Resistance - Open-Circuit, Demand, Self-Contained Breathing Apparatus	
		<a href="#">RCT-ASR-STP-0139</a>	Determination of Facepiece Carbon Dioxide Concentrations - Self-Contained Breathing Apparatus	
		<a href="#">RCT-ASR-STP-0140</a>	Man Tests - Self-Contained Breathing Apparatus	
Item	Respirator Type	*NIOSH Test #	Title	Total Materials Needed

12	SCBA - open-circuit escape, pressure-demand		Determination of Low Temperature Operation - Minimum Temperature per Applicant, Open-Circuit, Self-Contained Breathing Apparatus	2 complete units plus one each of all accessories 3 cylinder gauges
		<a href="#">RCT-ASR-STP-0118</a>	Determination of Positive Pressure - Open-Circuit, Pressure-Demand, Self-Contained Breathing Apparatus	
		<a href="#">RCT-ASR-STP-0120</a>	Determination of Rated Service Time - Open-Circuit, Demand and Pressure-Demand, Self-Contained Breathing Apparatus	
		<a href="#">RCT-ASR-STP-0121</a>	Determination of Gas Flow Measurements - Open-Circuit, Demand and Pressure-Demand, Self-Contained Breathing Apparatus	
		<a href="#">RCT-ASR-STP-0123</a>	Determination of Gas Tightness - Isoamyl Acetate, - Self-Contained Breathing Apparatus with Facepieces and Mouthpieces	
		<a href="#">RCT-ASR-STP-0125</a>	Determination of Accuracy of Gauge - Self-Contained Breathing Apparatus	
		<a href="#">RCT-ASR-STP-0128</a>	Determination of Facepiece Carbon Dioxide Concentrations - Self-Contained Breathing Apparatus	
		<a href="#">RCT-ASR-STP-0139</a>	Man Tests - Self-Contained Breathing Apparatus	
		<a href="#">RCT-ASR-STP-0140</a>		
* Actual tests selected may vary depending on design and intended use.				
Item	Respirator Type	*NIOSH Test #	Title	Total Materials Needed
13	SCBA - open-circuit escape, constant flow		Determination of Sound Level Measurement - Escape, Open-Circuit, Self-Contained Breathing Apparatus Using Hoods or Helmets	3 complete units
		<a href="#">RCT-ASR-STP-0114</a>		
		<a href="#">RCT-ASR-STP-0115</a>	Determination of Rated Service Time – Constant Flow, Escape, Open-Circuit, Self-Contained Breathing Apparatus	
		<a href="#">RCT-ASR-STP-0116</a>	Determination of Airflow Resistance - Continuous-Flow, Escape, Open-Circuit, Self-Contained Breathing Apparatus With Hoods	
		<a href="#">RCT-ASR-STP-0118</a>	Determination of Low Temperature Operation - Minimum Temperature per Applicant, Open-Circuit, Self-Contained Breathing Apparatus	
		<a href="#">RCT-ASR-STP-0125A</a>	Determination of Gas Tightness - Isoamyl Acetate, - Self-Contained Breathing Apparatus with Hoods or Helmets	

		<a href="#">RCT-ASR-STP-0128</a>	Determination of Accuracy of Gauge - Self-Contained Breathing Apparatus	
		<a href="#">RCT-ASR-STP-0132</a>	Determination of Inhalation Breathing Resistance - Open-Circuit, Demand, Self-Contained Breathing Apparatus	
		<a href="#">RCT-ASR-STP-0139</a>	Determination of Facepiece Carbon Dioxide Concentrations - Self-Contained Breathing Apparatus	
		<a href="#">RCT-ASR-STP-0140</a>	Man Tests - Self-Contained Breathing Apparatus	
		* Actual tests selected may vary depending on design and intended use.		
Item	Respirator Type	*NIOSH Test #	Title	Total Materials Needed
14	SA Type C-CE, demand	<a href="#">TEB-APR-STP-0004</a>	Determination of Exhalation Valve Leakage	2 complete units plus one each of all accessories
	Subpart J	<a href="#">RCT-ASR-STP-0100</a>	Determination of Strength of Hoses and Couplings - Type C and CE Supplied-Air Respirators	All combinations of the maximum length of hose made up from the minimum hose lengths
		<a href="#">RCT-ASR-STP-0101</a>	Determination of Tightness of Hoses and Couplings - Type C and CE, Supplied-Air Respirators	<b>plus</b>
		<a href="#">RCT-ASR-STP-0102</a>	Determination of Nonkinkability of Hoses - Type C and CE, Supplied-Air Respirators	All necessary Quick Disconnects
		<a href="#">RCT-ASR-STP-0103</a>	Determination of Gasoline Permeation of Hoses and Couplings - Type C, and CE, Supplied-Air Respirators	2 additional 25-foot lengths of air-line hose
		<a href="#">RCT-ASR-STP-0104</a>	Determination of Air-Regulating Valve 100,000 Cycles Performance - Demand and Pressure-Demand, Type C and CE, Supplied-Air Respirators	
		<a href="#">RCT-ASR-STP-0105A</a>	Determination of Airflow - Demand and Pressure-Demand, Type C and CE, Supplied-Air Respirators	
		<a href="#">RCT-ASR-STP-0108</a>	Determination of Inhalation Airflow Resistance - Demand, Type C and CE, Supplied-Air Respirators	
		<a href="#">RCT-ASR-STP-0109</a>	Determination of Exhalation Airflow Resistance - Demand, Type C and CE, Supplied-Air Respirators	
		<a href="#">RCT-ASR-STP-0110</a>	Determination of Gas-Tightness Test - Isoamyl Acetate, - Type C, and CE, Supplied-Air Respirators	
		NOTE: For abrasive blast, type CE, supplied-air respirators, perform all above tests <b>plus</b>		

		<a href="#">RCT-ASR-STP-0112</a>	Determination of the Level of Protection Provided by Abrasive Blast, Type CE, Supplied-Air Respirators Using a Challenge Aerosol of NaCl (Sodium Chloride) or Corn Oil	
		* Actual tests selected may vary depending on design and intended use.		
Item	Respirator Type	*NIOSH Test #	Title	Total Materials Needed
15	SA Type C-CE, pressure-demand	<a href="#">TEB-APR-STP-0004</a>	Determination of Exhalation Valve Leakage	2 complete units plus one each of all accessories
		<a href="#">RCT-ASR-STP-0100</a>	Determination of Strength of Hoses and Couplings - Type C and CE Supplied-Air Respirators	All combinations of the maximum length of hose made up from the minimum hose lengths
		<a href="#">RCT-ASR-STP-0101</a>	Determination of Tightness of Hoses and Couplings - Type C and CE, Supplied-Air Respirators	<b>plus</b>
		<a href="#">RCT-ASR-STP-0102</a>	Determination of Nonkinkability of Hoses - Type C and CE, Supplied-Air Respirators	All necessary Quick-Disconnects
		<a href="#">RCT-ASR-STP-0103</a>	Determination of Gasoline Permeation of Hoses and Couplings - Type C, and CE, Supplied-Air Respirators	2 additional 25-foot lengths of air-line hose
		<a href="#">RCT-ASR-STP-0104</a>	Determination of Air-Regulating Valve 100,000 Cycles Performance - Demand and Pressure-Demand, Type C and CE, Supplied-Air Respirators	
		<a href="#">RCT-ASR-STP-0105A</a>	Determination of Airflow - Demand and Pressure-Demand, Type C and CE, Supplied-Air Respirators	
		<a href="#">RCT-ASR-STP-0106</a>	Determination of Inhalation Airflow Resistance - Pressure-Demand, Type C and CE, Supplied-Air Respirators	
		<a href="#">RCT-ASR-STP-0107</a>	Determination of Exhalation Airflow Resistance - Pressure-Demand, Type C and CE, Supplied-Air Respirators	
		<a href="#">RCT-ASR-STP-0110</a>	Determination of Gas-Tightness Test - Isoamyl Acetate, - Type C, and CE, Supplied-Air Respirators	
		NOTE: For abrasive blast, type CE, supplied-air respirators, perform all above tests <b>plus</b>		
		<a href="#">RCT-ASR-STP-0112</a>	Determination of the Level of Protection Provided by Abrasive Blast, Type CE, Supplied-Air Respirators Using a Challenge Aerosol of NaCl (Sodium Chloride) or Corn Oil	
		* Actual tests selected may vary depending on design and intended use.		

Item	Respirator Type	*NIOSH Test #	Title	Total Materials Needed
16	SA Type C-CE, constant flow	<a href="#">TEB-APR-STP-0004</a>	Determination of Exhalation Valve Leakage	2 complete units plus one each of all accessories  All combinations of the maximum length of hose made up from the minimum hose lengths  <b>plus</b>  All necessary Quick Disconnects 2 additional 25-foot lengths of air-line hose
		<a href="#">RCT-ASR-STP-0100</a>	Determination of Strength of Hoses and Couplings - Type C and CE Supplied-Air Respirators	
		<a href="#">RCT-ASR-STP-0101</a>	Determination of Tightness of Hoses and Couplings - Type C and CE, Supplied-Air Respirators	
		<a href="#">RCT-ASR-STP-0102</a>	Determination of Nonkinkability of Hoses - Type C and CE, Supplied-Air Respirators	
		<a href="#">RCT-ASR-STP-0103</a>	Determination of Gasoline Permeation of Hoses and Couplings - Type C, and CE, Supplied-Air Respirators	
		<a href="#">RCT-ASR-STP-0105</a>	Determination of Airflow - Continuous Flow, Type C and CE, Supplied-Air Respirators	
		<a href="#">RCT-ASR-STP-0110</a>	Determination of Gas-Tightness Test - Isoamyl Acetate, - Type C, and CE, Supplied-Air Respirators	
		<a href="#">RCT-ASR-STP-0111</a>	Determination of Air Velocity and Noise Levels - Sound Level, Type C and CE, Supplied-Air Respirators	
		<a href="#">RCT-ASR-STP-0113</a>	Determination of Airflow Resistance - Continuous-Flow, Type C and CE, Supplied-Air Respirators	
		<b>NOTE:</b> For abrasive blast, type CE, supplied-air respirators, perform all above tests <b>plus</b>		
		<a href="#">RCT-ASR-STP-0112</a>	Determination of the Level of Protection Provided by Abrasive Blast, Type CE, Supplied-Air Respirators Using a Challenge Aerosol of NaCl (Sodium Chloride) or Corn Oil	
		* Actual tests selected may vary depending on design and intended use.		
Item	Respirator Type	*NIOSH Test #	Title	Total Materials Needed
18	Combinations of any respirators in this guide	All tests for each category as appropriate <b>plus</b>		All samples for each category as appropriate
		For combination SCBA/SAR:		
		<a href="#">RCT-ASR-STP-0119</a>	Determination of Low Temperature Operation - Minimum Temperature per Applicant, Combination, Open-Circuit, Self-Contained Breathing Apparatus and Type C, and CE, Supplied-Air Respirators	



		<a href="#">RCT-ASR-STP-0147</a>	Determination of Mode Transfer Test - Combination, Open-Circuit, Self-Contained Breathing Apparatus and Supplied-Air Respirators (SCBA/SAR)	
		For Combination SAR/AP:		
		<a href="#">RCT-APR-STP-0014</a>	Determination of Leakage Of Drinking Tube and Accessories for Respirator Facepieces	
		* Actual tests selected may vary depending on design and intended use.		
Item	Respirator Type	*NIOSH Test #	Title	Total Materials Needed
23	CBRN SCBA, Open-Circuit (CBRN SCBA) (Must be in conjunction with Part 84 testing and NFPA/SEI 1981 submittal)	<a href="#">RCT-CBRN-STP-0200, 0201</a>	Determination of Open-Circuit, Self-Contained Breathing Apparatus (SCBA) Performance During Dynamic Testing Against Chemical Agents of Sarin (GB) Vapor and Distilled Sulfur Mustard (HD) Vapor and Liquid  GB LAT + HD LAT +	2 SCBA units, low pressure without cylinder, live agent testing 4 SCBA units, high pressure, without cylinder, live agent testing 2 spare SCBA unit for live agent testing without cylinder 48 Facepieces with P100 filters configured in the air-purifying mode for LRPL 2 SCBA units per pressure for Emergency Breathing Safety Systems (EBSS) testing  Draft test procedure in place, but final STP has not been published. Contact NIOSH NPPTL for more information at 412-386-4000.
		202	Contact NIOSH NPPTL for STP	
		<a href="#">TEB-CBRN-ASR-STP-0219</a>	Determination of Open-Circuit, Self-Contained Breathing Apparatus, Emergency Breathing Safety Systems (EBSS) Functionality During Low Temperature Operation	
		<a href="#">TEB-CBRN-ASR-STP-0220</a>	Determination of Positive Pressure - Open-Circuit, Pressure-Demand, Self-Contained Breathing Apparatus During Emergency Breathing Safety System, Full-Flow Operation	
		+Tests performed at RDECOM		
		* Actual tests selected may vary depending on design and intended use		
Item	Respirator Type	*NIOSH Test #	Title	Total Materials Needed
24	CBRN SCERs	<a href="#">TEB-APR-STP-0003</a>	Determination of Exhalation Resistance	4 complete respirators without cylinders for live agent testing qualification 6 complete respirators without cylinders for live agent testing after environmental conditioning 115 complete respirators for bench testing minimum
		<a href="#">TEB-APR-STP-0004</a>	Determination of Exhalation Valve Leakage	
		<a href="#">TEB-APR-STP-0007</a>	Determination of Inhalation Resistance	
		<a href="#">RCT-APR-STP-0064</a>	Determination of Facepiece Carbon-Dioxide and Oxygen Concentration Levels - Tight-Fitting, Powered Air-Purifying Respirators, With the Blower Unit Off	

		<a href="#">CET-APRS-STP-CBRN-0312</a>	Determination of Field of View for Full Facepiece Chemical, Biological, Radiological, and Nuclear Respiratory Protective Devices	Draft test procedure for fogging is in place, but final STP has not been published. Contact NIOSH for further information.
		<a href="#">CET-APRS-STP-CBRN-0411</a>	Laboratory Durability Conditioning Process for Environmental, Transportation and Rough Handling Use Conditions on Chemical, Biological, Radiological and Nuclear Air-Purifying or Self-Contained) Escape Respirator	
		CET-APRS-STP-CBRN-0414	Fogging	
		<a href="#">TEB-APR-STP-0417-CBRN</a>	Determination of Flammability and Heat Resistance, CBRN Air-Purifying Escape Respirators	
		<a href="#">CET-APRS-STP-CBRN-0450</a>	Determination of Chemical Agent Permeation and Penetration Resistance Performance Against Sarin Vapor of Chemical, Biological, Radiological, and Nuclear Air-Purifying Escape Respirator  GB (SMARTMAN) Qualifier LAT(QLAT) Only 1 +	
		<a href="#">CET-APRS-STP-CBRN-0450</a>	Determination of Chemical Agent Permeation and Penetration Resistance Performance Against Sarin Vapor of Chemical, Biological, Radiological, and Nuclear Air-Purifying Escape Respirator  GB (SMARTMAN) Remainder LAT (RLAT) 2 trials +	
		<a href="#">CET-APRS-STP-CBRN-0451</a>	Determination of Chemical Agent Permeation and Penetration Resistance Performance Against Sulfur Mustard Liquid And Vapor of the Chemical, Biological, Radiological, and Nuclear Air-Purifying Escape Respirator  HD (SMARTMAN) QLAT Only 1 +	
		<a href="#">CET-APRS-STP-CBRN-0451</a>	Determination of Chemical Agent Permeation and Penetration Resistance Performance Against Sulfur Mustard Liquid And Vapor of the Chemical, Biological, Radiological, And Nuclear Air-Purifying Escape Respirator  HD (SMARTMAN) RLAT 2 trials +	

		<a href="#">TEB-CBRN-APR-STP-0452</a>	Determination of Laboratory Respirator Protection Level Values for CBRN Air-Purifying Escape Respirator	Draft test procedure for human subject breathing gas test is in place, but final STP has not been published. Contact NIOSH for further information.
		CET-APRS-STP-CBRN-0455	Human Subject Breathing Gas Test	
		+Tests performed at RDECOM.		
		* Actual tests selected may vary depending on design and intended use.		

All of the NIOSH Standard Test Procedures are located at:  
[https://www.cdc.gov/niosh/npptl/stps/respirator\\_testing.html](https://www.cdc.gov/niosh/npptl/stps/respirator_testing.html).

## Section 6 Checklists for Self-Contained Breathing Apparatus or CBRN Self-Contained Breathing Apparatus

*The following checklists will be used by NIOSH to review submitted documents for compliance to this procedure and 42 CFR Part 84. It is recommended that applicants review their documents using these checklists prior to submitting them to NIOSH. These checklists may not be all-inclusive.*

### 6.1 NIOSH Respirator Application Checklist

1. \_\_\_\_\_ The AAR# is unique to the application.
2. \_\_\_\_\_ All the applicable sections of the SAF are complete.
3. \_\_\_\_\_ The “Reason for Application” accurately reflects why the application is being submitted (e.g. New Approval, Extension of Approval, Quality Assurance Approval, Correlation Testing Only, Resubmission of New Approval, Resubmission of Extension of Approval, or Amended Application).
4. \_\_\_\_\_ The NIOSH TN under which this (these) respirator(s) were last tested has been identified.
5. \_\_\_\_\_ All the files included with the application are listed in the SAF.
6. \_\_\_\_\_ All the files supplied are in the acceptable file formats.
7. \_\_\_\_\_ All the files are properly identified/listed in the SAF.

#### If Test Samples (Hardware)

8. \_\_\_\_\_ Shipped under a separate cover.
9. \_\_\_\_\_ The individual test samples (hardware) for evaluation are identified with the AAR# and part numbers.
10. \_\_\_\_\_ The individual test samples (hardware) for evaluation are referenced on the assembly matrix.
11. \_\_\_\_\_ The shipping container/box is marked with the associated AAR# and/or TN.
12. \_\_\_\_\_ The testing samples (hardware) package includes a packing slip identifying the item(s) and quantity(ies) shipped.

#### Fees

13. \_\_\_\_\_ The application fee check or electronic funds transfer (Pay.Gov) receipt for \$200 is included.
14. \_\_\_\_\_ The fee check is dated less than 30 days before the submission date of the application.
15. \_\_\_\_\_ The check is payable to NIOSH.
16. \_\_\_\_\_ The check includes the EIN, if a U.S. company or subsidiary.
17. \_\_\_\_\_ The check includes the AAR#.

#### Assembly Matrix

18. \_\_\_\_\_ The assembly matrix matches what is listed in the “Reason for Application” section of the SAF. All applications, except QA Applications, require an assembly matrix.
19. \_\_\_\_\_ The assembly matrix and SAF represent the actual configuration of the new or modified approval.
20. \_\_\_\_\_ The “Reason for Application” accurately reflects what is being requested (e.g. New Approvals, Extension of Approval, Quality Assurance Approval, Correlation Testing Only, Resubmission of New Approval, Resubmission of Extension of Approval, or Amended Application).

21. \_\_\_\_\_ R's are placed in the boxes that are associated with any change to the referenced components, including drawings, PQP's, inspection procedures, or any other documents.

#### **Drawings**

22. \_\_\_\_\_ The necessary new or revised drawings are included in the application documents.  
23. \_\_\_\_\_ The revision levels on all drawings match those listed on the assembly matrix.  
24. \_\_\_\_\_ Item numbers on the exploded-view drawing match the item numbers on the assembly matrix.  
25. \_\_\_\_\_ All required information is present on the Self-Contained Breathing Apparatus drawings, as indicated on the appropriate checklists.

#### **Labels**

26. \_\_\_\_\_ All applicable draft approval labels are included with the application (respirator, along with other labels as required).  
27. \_\_\_\_\_ The assemblies identified on the label match those identified on the matrix (or matrices) with the possible exception of accessories and User Instructions.  
28. \_\_\_\_\_ The abbreviated labels, primary company, and private label company, if applicable, are listed and shown on page two of the drawings.  
29. \_\_\_\_\_ All the part numbers on the approval labels match the part numbers listed in the assembly matrix.

#### **Cautions and Limitations**

30. \_\_\_\_\_ All appropriate cautions and limitations statements are identified on the individual approvals.  
31. \_\_\_\_\_ All cautions and limitations statements referred to on the approvals are stated on the label(s).

#### **User Instructions**

32. \_\_\_\_\_ The User Instructions include all the required information e.g. [OSHA 1910.134](#) statement on fit testing, donning instructions, assembly instructions, additional warnings and cautions, private label statement (as required), name and contact information of the appropriate company.

#### **Final Review of Application Documents**

33. \_\_\_\_\_ All documents have been verified for the correct revision numbers and the revision levels match what is listed in the SAF.  
34. \_\_\_\_\_ Pre-submission testing indicating that all performance requirements specified in 42 CFR Part 84 is provided in the application and is complete.

## **6.2 Exploded-View Drawing Checklist for a Self-Contained Breathing Apparatus or CBRN Self-Contained Breathing Apparatus**

1. \_\_\_\_\_ Drawing contains all major subassemblies and accessories that appear on the assembly matrix (except the User Instructions and service life plan).
2. \_\_\_\_\_ Parts that are obsolete from the matrix should not appear on the exploded-view drawing.
3. \_\_\_\_\_ The reference numbering on the exploded-view drawing matches the reference numbering on the assembly matrix. All matrix assemblies are represented on the exploded-view drawing and there are no extra assemblies on the exploded-view drawing. For every reference number on the drawing there is a corresponding number on the matrix, and vice versa.
4. \_\_\_\_\_ The drawing is properly titled, signed/initialed, numbered, dated, and contains a revision level.
5. \_\_\_\_\_ There are no reference dimensions on the drawing.

### **6.3 Major Subassemblies Checklist for a Self-Contained Breathing Apparatus or a CBRN Self-Contained Breathing Apparatus**

1. \_\_\_\_\_ Numbered, titled, signed/initialed by an authorized representative, with an effective date and revision level.
2. \_\_\_\_\_ Dimensions: length, width, or diameter, as applicable are referenced.
3. \_\_\_\_\_ Material specifications or vendor part number is listed.
4. \_\_\_\_\_ Part number location is listed.
5. \_\_\_\_\_ Serial number location, if applicable, is listed.
6. \_\_\_\_\_ Critical and major characteristics must be identified on the drawing or on a separate document.
7. \_\_\_\_\_ Inspection procedures or classification of defects are identified on the drawing or in additional documentation provided with the drawing.
8. \_\_\_\_\_ Expiration date is indicated, if applicable.

## 6.4 Self-Contained Breathing Apparatus or CBRN Self-Contained Breathing Apparatus

1. \_\_\_\_\_ Confirm that any materials used in the construction of the respirator which may be exposed to oxygen pressures above atmospheric pressure are safe and compatible for the intended use (e.g., exposure to elevated concentrations of oxygen).

### Cylinder and Valve

1. \_\_\_\_\_ Burst disc pressure is given on the drawing, or there is a note that states that it meets [CGA S-1.1 6.3](#). The requirement is 90-100% of 5/3 service pressure.
  - Cylinder fill pressure  $\times 5 \div 3$  = upper limit.
  - Highest pressure  $\times .90$  = lower limit.
2. \_\_\_\_\_ Torque requirement for connection of cylinder valve to cylinder is listed.
3. \_\_\_\_\_ Cylinder construction (material(s) of construction, fiber reinforced, type of fiber) is listed.
4. \_\_\_\_\_ Full cylinder volume at operating pressure: Compressed Air Volume is listed.
5. \_\_\_\_\_ Markings on cylinder: compressed breathing air, compressed breathing oxygen, liquefied breathing air, or liquefied breathing oxygen, adhere to DOT marking requirements.
6. \_\_\_\_\_ Pressure gauge range has a scale reliable to within + or - 5% of full scale (minimum of five graduations empty, 1/4, 1/2, 3/4, full).
7. \_\_\_\_\_ Where pressurized oxygen is used, the gauge must have the words "oxygen" and "use no oil." Also, if it is a closed-circuit unit with oxygen, all materials must be compatible for use with oxygen.
8. \_\_\_\_\_ Procedure to assure proper gas mixture for refill purposes (percent oxygen) is included. Applies to specialty gases only; does not apply to grade D air.
9. \_\_\_\_\_ Specification and dimensions of outlet threads are listed.

### Respiratory Inlet Covering (Facepiece or Hood)

1. \_\_\_\_\_ If a pressure-demand valve is present, shows it is spring loaded.
2. \_\_\_\_\_ Lens meets impact resistance GGG-M-125d Oct. 11, 1965 (amended July 30, 1969).
3. \_\_\_\_\_ Lens has statement if antifog is needed or not.
4. \_\_\_\_\_ Statement to indicate if and when nosecup assembly is needed.

### Backpack Harness Assembly

1. \_\_\_\_\_ Inspection procedures or classification of defects include a visual inspection of the buckles is included.
2. \_\_\_\_\_ Location of NIOSH harness label is indicated.

### Pneumatic Assembly

1. \_\_\_\_\_ For all compressed gas SCBA, a statement that it has an inline filter downstream of the air source that will effectively remove particles from the gas stream (42 CFR Section 84.87).
2. \_\_\_\_\_ Type of connections on SAR hose (for an SCBA/SAR combination) is listed.
3. \_\_\_\_\_ Pressure gauge range has a scale reliable to within + or - 5% of full scale (minimum of five graduations: empty, 1/4, 1/2, 3/4, full).
4. \_\_\_\_\_ When pressurized oxygen is used, gauge has the words "oxygen" and "use no oil."
5. \_\_\_\_\_ Statement showing all SCBA components critical to the performance of the respirator will function at the minimum temperature, including seals and O-rings (42 CFR Section 84.98).



6. \_\_\_\_\_ Statement as to how the remote pressure gauge is attached, i.e., Loctite® or torque is listed.
7. \_\_\_\_\_ Parts list showing all parts and materials of the pneumatic assembly.

**First Stage Regulator**

1. \_\_\_\_\_ Intermediate Pressure Range is listed.
2. \_\_\_\_\_ Regulator is designed to fail in the open position.

**Second Stage Regulator Assembly**

1. \_\_\_\_\_ Parts list showing all parts and materials of the regulator is included.
2. \_\_\_\_\_ If a belt mounted regulator assembly, a pressure relief valve is required along with a statement of diaphragm over-pressurization requirement.

## **6.5 Supplied-Air Respirator**

### **Respiratory Inlet Covering (Facepiece/Hood/Helmet)**

1. \_\_\_\_\_ Lens has statement on impact resistance GGG-M-125d, Oct. 11, 1965 (amended July 30, 1969). Does not apply to types B, BE, C, and CE.

### **Air Supply Valve/Orifice/Demand or Pressure-Demand Regulator**

1. \_\_\_\_\_ Parts list required showing all parts that make up the air supply valve/orifice/regulator.

### **Hose/Couplings**

1. \_\_\_\_\_ Couplings must be specified by both type and manufacturer, even if the type is a manufacturer name (example: Foster-Schrader which we would interpret to be a Schrader style/compatible coupler manufacturer by Foster). The specific model or part number must be identified; it cannot be listed as “or equivalent.”
2. \_\_\_\_\_ Maximum pressure rating of hose.

### **Breathing Tube**

1. \_\_\_\_\_ Inspection procedures or classification of defects include a method for checking the clamps on the breathing tube.

## 6.6 Private Label Checklist for a Self-Contained Breathing Apparatus or a CBRN Self-Contained Breathing Apparatus

1. \_\_\_\_\_ An assembly matrix showing private label version under current approval (TC) number is included.
2. \_\_\_\_\_ If private label SCBA is a different model/part number than primary approval holder's number, part number and description are in a new separate column on the matrix.
3. \_\_\_\_\_ If the private label is the same model/part number as the primary approval holder's model/part number, the approval holder name and private label company name are in the description column of the primary Self-Contained Breathing Apparatus model/part number.
4. \_\_\_\_\_ The harness private label is included on page two of the drawing.
5. \_\_\_\_\_ The harness label is included on page two of the drawing.
  - A. \_\_\_\_\_ Abbreviated label must include the following items:
    - a. Private label company name.
    - b. NIOSH is printed in block letters.
    - c. Appropriate approval (TC) number.
    - d. Model or part number.
    - e. Cautions and limitations.
  - B. \_\_\_\_\_ A draft of the full private label approval label is included and includes cautions and limitations special "S."
  - C. \_\_\_\_\_ Private label User Instructions are included.
  - D. \_\_\_\_\_ "S" Special User Instructions section is required with the statement:  
Model nnnn Self-Contained Breathing Apparatus has been  
manufactured by approval holder xxx for private label company yyyy  
under TC-13F-nnnn or TC-13F-CBRN-nnnn.
  - E. \_\_\_\_\_ Contact information and a contact person must be identified either in the application or on a separate sheet.

## 6.7 Assembly Matrix Checklist for a Self-Contained Breathing Apparatus or a CBRN Self-Contained Breathing Apparatus

This checklist corresponds to the Example Assembly Matrix in Section 7.2

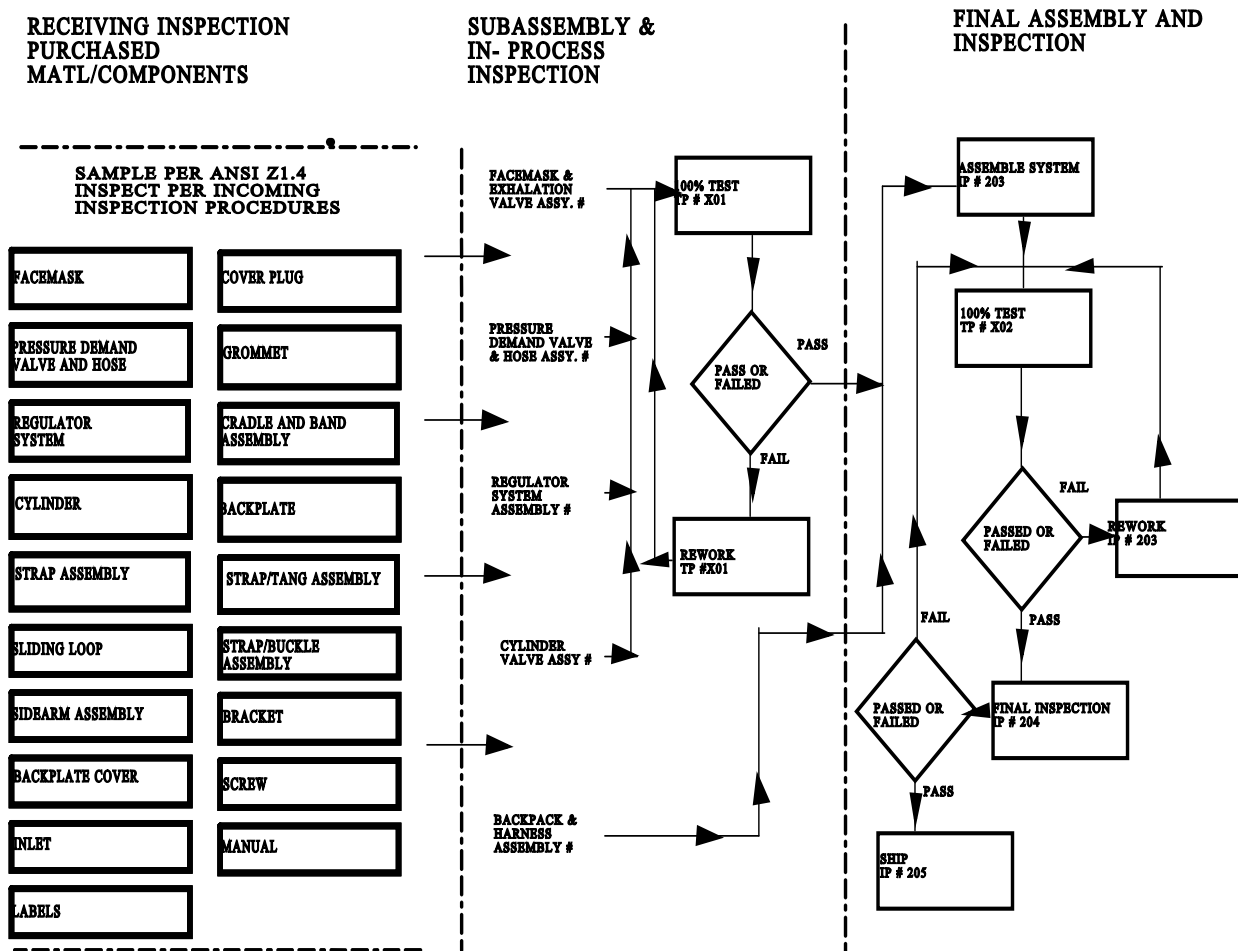
1. \_\_\_\_\_ The title of the document is indicated on the top of the page.
2. \_\_\_\_\_ The assembly matrix has the following information in the top right corner of the page:
  - a. Title.
  - b. Applicant's name and address.
3. \_\_\_\_\_ The following is indicated below the key box:
  - a. Date.
  - b. Revision level, if applicable.
4. \_\_\_\_\_ New drawings submitted with the application or the drawing revision level reflects the current revision level on file at NIOSH. If the drawing has changed from what is currently on file at NIOSH, the altered drawing needs submitted with the appropriate revision level noted. If the drawing is within another application at NIOSH, this information must be identified in the "Reason for Application" section.
5. \_\_\_\_\_ The numbering system used for assemblies shown on the matrix and exploded-view drawing match.
6. \_\_\_\_\_ The part number marked on the component must appear in the part number row (model numbers optional).
7. \_\_\_\_\_ Features that describe the respirator are not listed as a separate column on the matrix. Features associated with specific model numbers may be coupled together in the description (e.g., Model 1201 with Nuisance OV).
8. \_\_\_\_\_ Top row **(A)** must be a general category, i.e., facepiece, etc. Accessories must be included. "Alternate" will be in the column heading if there are more than one of the same assemblies.
9. \_\_\_\_\_ The NIOSH TN **(B)** where the component was last tested is listed in the bottom row. If new, indicate N.
10. \_\_\_\_\_ The AAR# **(C)** appears in the first column from the left.
11. \_\_\_\_\_ The TC number **(D)** appears in the second column from left.
  - a. A new TC number is listed in the proper format: schedule# and AAR# followed by an alpha character.
  - b. List "TC-" only in the category heading.
12. \_\_\_\_\_ The list of protections **(E)** appears in the third column from left.
  - a. Verify the list matches the protections listed in the SAF. See the complete list of protections and cautions and limitations.
13. \_\_\_\_\_ The key box **(F)** must use only the characters X, N, P, R, -, or A.
14. \_\_\_\_\_ TN/AAR# of the previously approved/pending matrix **(G)** is noted above the right-hand side of the table.
15. \_\_\_\_\_ Current exploded-view drawing number **(H)** and revision is located directly below the TN/AAR# of the previously approved/pending matrix.
16. \_\_\_\_\_ A column for the part number/revision level of the User Instructions must be used.

# Section 7 - Document Examples for a Self-Contained Breathing Apparatus or a CBRN Self-Contained Breathing Apparatus

## 7.1 Example of a Product Quality Plan for Self-Contained Breathing Apparatus or CBRN Self-Contained Breathing Apparatus



### PRODUCT QUALITY PLAN FLOWCHART FF100 SCBA



## 7.2 Example of an Assembly Matrix for a Self-Contained Breathing Apparatus



(F)

**Key:**  
X=Currently Approved in this Configuration  
N=New Component or Configuration  
"- "=Obsolete  
R=Redesign/Revision  
P=Pending  
A=Accessory

Double Wing Manufacturing  
123 Manufacture Lane  
Pittsburgh, PA USA  
Phone: 412-555-1212

Date: August 15, 2015

Revision: 0

(G) TN or AAR# of previously approved or pending Matrix: N/A

N/A see exploded-view drawing for each respirator configuration

(H) Exploded-view drawing number: DWM005

		Item	1			7		4	6	5				2	3	8	10		9
		(A)	Alternate Facepiece			Alternate Harness		Pressure Reducer	Pass/ Gauge Unit	Alternate Cylinder				Second Stage Regulator	Hose	Control Module	Accessories		Instruct ions
		Revision	2			0		0	1	2				2	2	1	2	2	0
		Drawing Number	FP100			HR200		PRI	PG001	CLDR001				SS01	H01	CM002	LN001	CS01	N/A
		Descript ion	Full Facepiece			Backframe and Harness		First Stage Regulator	Remote Gauge and PASS Unit	Compressed Air Cylinders				Mask Mount Regulator	Interior Hose	Control Module	Lens	Case	Instruct ions
Ca (D)	Protection (E)	Part Number	100	200	300	H95	H99	FR333	PG004	C01	C02	C03	C04	R333	IH333	CM001	LENS 10	CASE 20	Instruct ions
13F-AARa	30 min/ 2216 psi/ SC/PD	FF 100 SCBA	N	N	N	N	N	N	N	N				N	N	N	N		N
13F-AARb	30 min/ 4500 psi/ SC/PD	FF 100 SCBA	N	N	N		N	N	N		N			N	N	N	N	N	N
13F-AARc	45 Min/ 4500 psi/ SC/PD	FF 100 SCBA	N	N	N		N	N	N			N		N	N	N	N	N	N
13F-AARd	30 Min/ 4500 psi/ SC/PD	FF 100 SCBA	N	N	N	N		N	N				N	N	N	N	N	N	N
(B) NIOSH Task Number Where the Component was Last Tested (If New, Indicate as "N")			N	N	N	N	N	N	N	N	N	N	N	N	N	N	N	N	N

## 7.3 Example of an Assembly Matrix for a CBRN Self-Contained Breathing Apparatus



(F) Key:  
X=Currently Approved in this Configuration  
N=New Component or Configuration  
"- "=Obsolete  
R=Redesign/Revision  
P=Pending  
A=Accessory

Double Wing Manufacturing  
123 Manufacture Lane  
Pittsburgh, PA USA  
Phone: 412-555-1212

Date: August 15, 2015  
Revision: 0

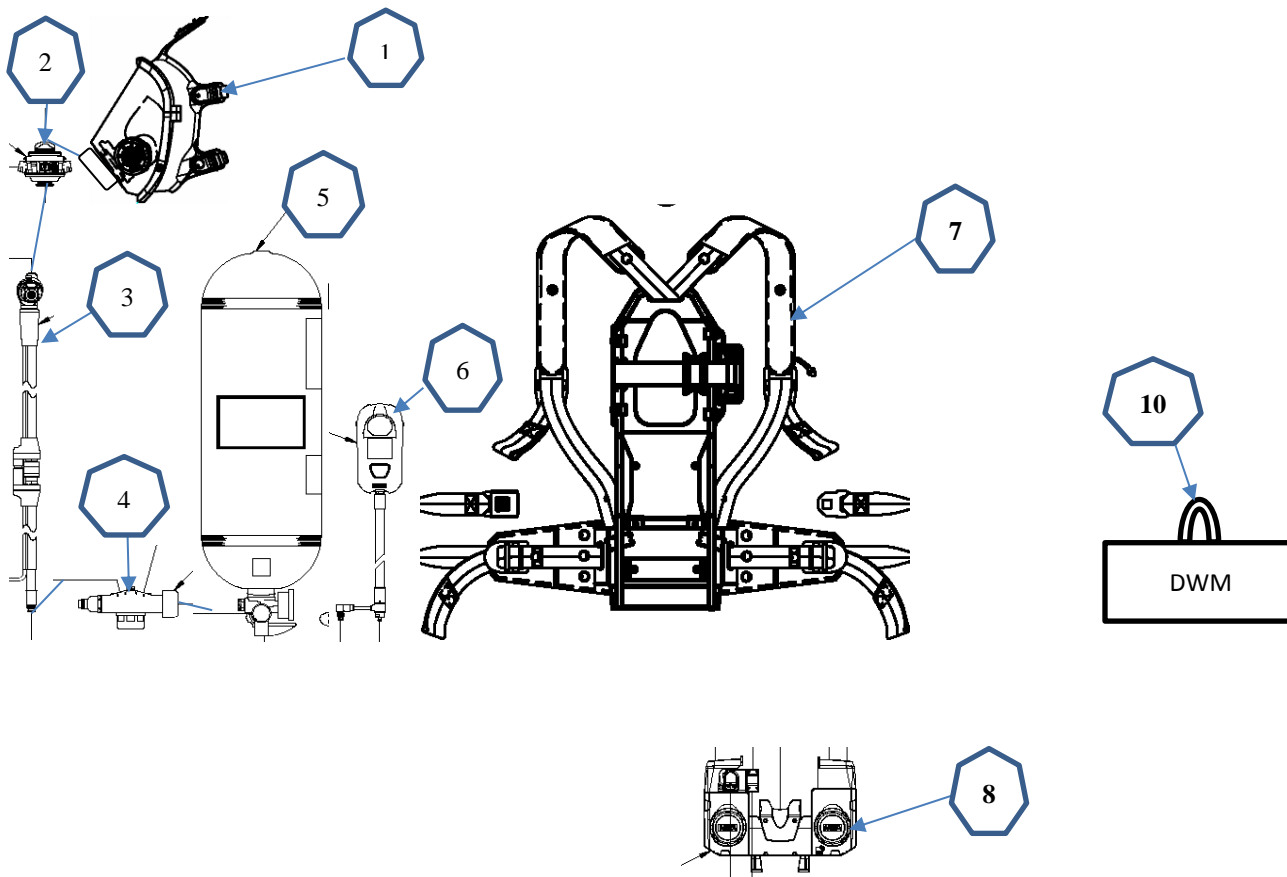
(G) TN or AAR# of previously approved or pending Matrix: N/A  
N/A see exploded-view drawing for each respirator configuration  
(H) Exploded-view drawing number: DWM005

		Item	1			7		4	6	5				2	3	8	10		9
		(A)	Alternate Facepiece			Alternate Harness		Pressure Reducer	Pass/Gauge Unit	Alternate Cylinder				Second Stage Regulator	EBSS Hose	Control Module	Accessories		Instruct ions
		Revision	2			0		0	1	2				2	2	1	2	2	0
		Drawing Number	FP100			HR200		PRI	PG001	CLDR001				SS01	H01	CM002	LN001	CS01	N/A
		Descript ion	Full Facepiece			Backframe and Harness		First Stage Regulator	Remote Guage and PASS Unit	Compressed Air Cylinders				Mask Mount Regulator	Interior Hose	Control Module	Lens	Case	Instruct ions
Ca (D)	Protection (E)	Part Number	100	200	300	H95	H99	FR333	PG004	C01	C02	C03	C04	R333	IH333	CM001	LENS 10	CASE 20	Instruct ions
13F-AARa-CBRN	30 min/ 2216 psi/ SC/PD/EO STI 33	FF 100 SCBA	N	N	N	N	N	N	N	N				N	N	N	N		N
13F-AARb-CBRN	30 min/ 4500 psi/ SC/PD/EO STI 33	FF 100 SCBA	N	N	N		N	N	N		N			N	N	N	N	N	N
13F-AARc-CBRN	45 Min/ 4500 psi/ SC/PD/EO STI 33	FF 100 SCBA	N	N	N	N	N	N	N				N	N	N	N	N	N	N
13F-AARd-CBRN	30 Min/ 4500 psi/ SC/PD/EO STI 33	FF 100 SCBA	N	N	N	N		N	N				N	N	N	N	N	N	N
(B) NIOSH Task Number Where the Component was Last Tested (If New, Indicate as "N")			N	N	N	N	N	N	N	N	N	N	N	N	N	N	N	N	N

## 7.4 Example of an Exploded-View Drawing for a Self-Contained Breathing Apparatus or a CBRN Self-Contained Breathing Apparatus



Item	Part Number	Description
1	X000	Facepiece
2	R333	Second Stage Regulator
3	IH333	Intermediate Hose
4	FR333	First Stage Regulator
5	C004	Cylinder
6	PG00X	Pass/Gauge Unit
7	HXX	Harness
8	CM001	Control Module
10	ACS01	Accessory



Approved	Double Wing Manufacturing, Pittsburgh, PA		
Drawing: DWW 8/25/2015	Part Number: Model FF100	Title: SCBA FF100	
Release: DDW 8/26/2015	Scale: NTS	Revision: 0	Drawing Number DWM005



## 7.5 Example of an Approval Label for a Self-Contained Breathing Apparatus



Double Wing Manufacturing Company  
Almost Heaven, West Virginia, USA  
1-800-123-4567  
1900 Series SCBA

Open-Circuit, Pressure-Demand, Entry, Self-Contained Breathing Apparatus

These Respirators are approved only in the following configurations:

RESPIRATOR COMPONENTS																						
TC-	Protection <sup>1</sup>	Alternate Facepiece				Alternate Harness					Alternate Cylinder				Alternate Regulator			Accessories			Cautions and Limitations <sup>2</sup>	
		1000	2000	3000	4000	H95	H96	H97	H98	H99	C001	C002	C003	C004	R111	R222	R333	LENS 10	ALARM 50	CASE 20		
13F-AARa	30 min/ 2216 psi/ SC/PD	X	X			X	X	X	X	X	X				X			X		X	IJM NOS	
13F-AARb	30 min/ 4500 psi/SC/PD	X		X	X		X	X	X	X						X	X	X	X	X	IJM NOS	
13F-AARc	45 min/ 4500 psi/SC/PD	X		X		X	X						X			X	X	X	X	X	IM NOS	
13F-AARd	60 min/ 4500 psi/SC/PD	X						X	X					X		X	X	X	X	X	IJM NOS	

### 1. PROTECTION

PD - Pressure-Demand  
SC - Self-Contained

### 2. CAUTIONS AND LIMITATIONS

- I Contains electrical parts that may cause an ignition in flammable or explosive atmospheres.
- J Failure to properly use and maintain this product could result in injury or death.
- M All approved respirators shall be selected, fitted, used, and maintained in accordance with MSHA, OSHA, and other applicable regulations.
- N Never substitute, modify, add, or omit parts. Use only exact replacement parts in the configuration as specified by the manufacturer.
- O Refer to User Instructions, and/or maintenance manuals for information on use and maintenance of these respirators.
- S Special or critical User Instructions and/or specific use limitations apply. Refer to User Instructions before donning.

**[Note:** All appropriate cautions and limitations must be listed in a separate section of the User Instructions. This includes cold temperature limitations, air quality requirements, etc. that were listed on old Part 11 label.]

## 7.6 Example of an Approval Label for a CBRN Self-Contained Breathing Apparatus



Double Wing Manufacturing Company  
Almost Heaven, West Virginia, USA  
1-800-123-4567  
1900 Series CBRN SCBA



Open-Circuit, Pressure-Demand, Entry and Escape CBRN Self-Contained Breathing Apparatus

These respirators are approved only in the following configurations:

Respirator Components																					
TC-	Protection <sup>1</sup>	Alternate Facepiece				Alternate Harness					Alternate Cylinder				Alternate Regulator			Accessories			Cautions and Limitations <sup>2/3</sup>
		10 00	20 00	30 00	40 00	H95	H96	H97	H98	H99	C0 01	C0 02	C0 03	C0 04	R1 11	R2 22	R3 33	Lens 10	Alarm 50	Case 20	
13F-AARa-CBRN	30 min/ 2216 psi/ SC/PD/ EOSTI 33	X	X			X	X	X	X	X	X				X			X		X	IJM NOS, ORTUEBSS
13F-AARb-CBRN	30 min/ 4500 psi/ SC/PD/ EOSTI 33	X		X	X		X	X	X	X						X	X	X	X	X	IJM NOS, ORTUEBSS
13F-AARc-CBRN	45 min/ 2216 psi/ SC/PD/ EOSTI 33	X		X		X	X						X			X	X	X	X	X	IJM NOS, ORTUEBSS
13F-AARd-CBRN	60 min/ 2216 psi/ SC/PD/ EOSTI 33	X						X	X					X		X	X	X	X	X	IJM NOS, ORTUEBSS

### 1. PROTECTION

PD - Pressure-Demand

SC - Self-Contained

EOSTI - End-of-Service-Time Indicator

CBRN - Chemical, Biological, Radiological, and Nuclear

### 2. CAUTIONS AND LIMITATIONS

- I Contains electrical parts that may cause an ignition in flammable or explosive atmospheres.
- J Failure to properly use and maintain this product could result in injury or death.
- M All approved respirators shall be selected, fitted, used, and maintained in accordance with MSHA, OSHA, and other applicable regulations.
- N Never substitute, modify, add, or omit parts. Use only exact replacement parts in the configuration as specified by the manufacturer.
- O Refer to User Instructions, and/or maintenance manuals for information on use and maintenance of these respirators.
- S Special or critical User Instructions and/or specific use limitations apply. Refer to User Instructions before donning.

### 3. CAUTIONS AND LIMITATIONS OF USE FOR CBRN SCBA

- Q Use in conjunction with personal protective ensembles that provide appropriate levels of protection against dermal hazards.
- R Some CBRN agents may not present immediate effects from exposure, but can result in delayed impairment, illness, or death.

- T Direct contact with CBRN agents requires proper handling of the SCBA after each use and between multiple entries during the same use. Decontamination and disposal procedures must be followed. If contaminated with liquid chemical warfare agents, dispose of the SCBA after decontamination.
- U The respirator should not be used beyond six (6) hours after initial exposure to chemical warfare agents to avoid possibility of agent permeation.
- EBSS EBSS Activation or engagement of EBSS in either the donor or receiver mode changes the SCBA use to Escape-Only, approved service time for either the donor, or the receiver.

## 7.7 Example of an Approval Label for a Self-Contained Breathing Apparatus and a Combination SCBA/SAR



Double Wing Manufacturing Company  
Almost Heaven, West Virginia, USA  
1-800-123-4567  
1955 Series SCBA



Open-Circuit, Pressure-Demand, Entry and Escape, Self-Contained Breathing Apparatus  
and

Open-Circuit, Pressure-Demand, Entry and Escape, Combination Self-Contained Breathing Apparatus and  
Type C Supplied-Air Respirator

These respirators are approved only in the following configurations:

Respirator Components																									
TC-	Protection <sup>1</sup>	Alternate Facepiece			Alternate Harness						Alternate Cylinder				Alternate Hoses			Alternate Regulator			Accessories			Cautions and Limitations <sup>2</sup>	
		1 0 0 0	2 0 0 0	3 0 0 0	4 0 0 0	H 9 5	H 9 6	H 9 7	H 9 8	H 9 9	C 0 0 1	C 0 0 2	C 0 0 3	C 0 0 4	2 5	5 0	1 0 0	R 1 1 1	R 2 2 2	R 3 3 3	L E N S 1 0	A L A R M 5 0	C A S E 2 0		
13F-AARa	30 min. 2216 psi SC/PD	X	X			X	X	X	X	X	X							X			X		X	IJM NOS	
13F0-AARb	30 min. 4500 psi SC/PD	X		X	X		X		X	X		X							X	X	X	X	X	X	IJM NOS
13F0-AARc	45 min. 4500 psi SC/PD	X		X		X	X						X						X	X	X	X	X	X	IJM NOS
13F-AARd	60 min. 4500 psi SC/PD	X						X	X					X					X	X	X	X	X	X	IJM NOS
13F-AARc	30 min. 2216 psi SC/SA/PD	X	X			X	X	X	X	X	X				X	X	X	X			X		X	DEIJM NOS	

### 1. PROTECTION

PD - Pressure-Demand

SC - Self-Contained

SA - Supplied-Air

### 2. CAUTIONS and LIMITATIONS

- D Air-line respirators can be used only when the respirators are supplied with respirable air meeting the requirements of CGA G-7.1, Grade D or higher quality.
- E Use only the pressure ranges and hose lengths specified in the User Instructions.
- I Contains electrical parts that may cause an ignition in flammable or explosive atmospheres.
- J Failure to properly use and maintain this product could result in injury or death.
- M All approved respirators shall be selected, fitted, used, and maintained in accordance with MSHA, OSHA, and other applicable regulations.
- N Never substitute, modify, add, or omit parts. Use only exact replacement parts in the configuration as specified by the manufacturer.
- O Refer to User Instructions, and/or maintenance manuals for information on use and maintenance of these respirators.

S Special or critical User Instructions and/or specific use limitations apply. Refer to User Instructions before donning.

**[Note:** All appropriate cautions and limitations must be listed in a separate section of the User Instructions. This includes cold temperature limitations, air quality requirements, etc. that were listed on old Part 11 label.]

## 7.8 Example of an Approval Label for a Self-Contained Breathing Apparatus Harness



Double Wing Manufacturing Company  
Almost Heaven, West Virginia, USA  
1-800-123-4567



Easy-Carry SCBA

Open-Circuit, Pressure-Demand, Entry and Escape Self-Contained Breathing Apparatus

**TC-13F-XXX 30 MINUTE 2216 PSIG**

**TC-13F-YYY 30 MINUTE 4500 PSIG**

**TC-13F-ZZZ 45 MINUTE 4500 PSIG**

**TC-13F-AAA 60 MINUTE 4500 PSIG**

(Refer to the Approved User Instructions for the Complete List  
of Components that Make Up the Approved Assembly)

### Cautions and Limitations

- I Contains electrical parts that may cause an ignition in flammable or explosive atmospheres.
- J Failure to properly use and maintain this product could result in injury or death.
- M All approved respirators shall be selected, fitted, used, and maintained in accordance with MSHA, OSHA, and other applicable regulations.
- N Never substitute, modify, add, or omit parts. Use only exact replacement parts in the configuration as specified by the manufacturer.
- O Refer to User Instructions, and/or maintenance manuals for information on use and maintenance of these respirators.
- S Special or critical User Instructions and/or specific use limitations apply. Refer to User Instructions before donning.

**[Note:** All appropriate cautions and limitations must be listed in a separate section of the User Instructions. This includes cold temperature limitations, air quality requirements, special use instructions, etc. that were listed on old Part 11 label.]

## 7.9 Example of an Approval Label for a CBRN Self-Contained Breathing Apparatus Harness



Double Wing Manufacturing Company  
Almost Heaven, West Virginia, USA  
1-800-123-4567



Model FFCBRN SCBA

Open-Circuit, Pressure-Demand, Entry and Escape Self-Contained Breathing Apparatus


**TC-13F-XXCBRN 30 MINUTE 2216 PSIG**  
**TC-13F-YYCBRN 30 MINUTE 4500 PSIG**  
**TC-13F-ZZCBRN 45 MINUTE 4500 PSIG**  
**TC-13F-AAACBRN 60 MINUTE 4500 PSIG**

Refer to the Approved User Instructions for the Complete List  
of Components that Make Up the Approved Assembly.

### Cautions and Limitations

- I Contains electrical parts that may cause an ignition in flammable or explosive atmospheres.
- J Failure to properly use and maintain this product could result in injury or death.
- M All approved respirators shall be selected, fitted, used, and maintained in accordance with MSHA, OSHA, and other applicable regulations.
- N Never substitute, modify, add, or omit parts. Use only exact replacement parts in the configuration as specified by the manufacturer.
- O Refer to User Instructions, and/or maintenance manuals for information on use and maintenance of these respirators.
- S Special or critical User Instructions and/or specific use limitations apply. Refer to User Instructions before donning.
- Q Use in conjunction with personal protective ensembles that provide appropriate levels of protection against dermal hazard.
- R Some CBRN agents may not present immediate effects from exposure, but can result in delayed impairment, illness, or death.
- T Direct contact with CBRN agents requires proper handling of the respirator after each use and between multiple entries during the same use. Decontamination and disposal procedures must be followed. If contaminated with liquid chemical warfare agents, dispose of the respirator after decontamination.
- U The respirator should not be used beyond 6 hours after initial exposure to chemical warfare agents to avoid possibility of agent permeation.

**[Note:** All appropriate cautions and limitations must be listed in a separate section of the User Instructions. This includes cold temperature limitations, air quality requirements, special use instructions, etc. that were listed on old Part 11 label.]



## Section 8 - Label Format Guidance

- Labels for Self-Contained Breathing Apparatus and CBRN Self-Contained Breathing Apparatus must be completed in the assembly matrix format shown in the preceding examples.
- The TC number is listed in the far left column. For initial submittals the TC number is the schedule and AAR# followed by an alpha character, exactly as in the assembly matrix. This links the approval label to the application and assembly matrix. Upon approval, NIOSH will insert the TC number. "TC-" can only appear in the column heading, not in the row.
- Protections are the second column from the left.
- Cautions and limitations are the far right column.
- The component columns must list all of the major assemblies and accessories and can be in any order that the applicant chooses.
- Anytime more than one of the same assemblies for a respirator configuration are listed on the approval label, they must be identified as alternate components by adding "Alternate" to the column heading. X is the only character that may be used in the body of the approval label to designate an approved component.
- If a component is offered as an accessory, the category must be labeled as "accessory" (e.g., "Accessory Cover").
- Empty rows are not permitted. Approval labels must not be color coded.
- Wording of the standard protections and cautions and limitations must be identical to the NIOSH samples. Only appropriate cautions and limitations may be listed. For example, if only cautions and limitations A, C, and G apply, then only A, C, and G can be footnoted at the bottom of the label.
- The SCBA harness label must clearly indicate the approval holder's name, address, and phone number, model/trade name, type of protection, TC number, duration-cylinder pressure-type data, appropriate cautions and limitations, reference to the User Instructions for major subassembly and component information, and HHS and NIOSH logos.
- The entire SCBA or SAR label must appear in the User Instructions.
- Protections on SCBA approval labels, User Instructions and assembly matrices must list the cylinder operating pressure, rated service time, and self-contained code e.g., 2216 psig 30 min SC.
- If all respirators on the label are of the same series or family, text may be added to identify the respirator series or family, e.g., continuous flow, pressure-demand, positive pressure, Type C or Type CE, open-circuit, closed-circuit, etc. This heading is optional on all approval labels.
- Non-NIOSH approval identifiers cannot be represented on any NIOSH labels. Applicants may use additional areas on the component to identify any other applicable approvals such as the European CE approval. However, this information must be separated from the NIOSH approval label.
- If the label will not fit on the container, it must be included inside the container. If the label is inserted, the container must say "NIOSH-Approved - see insert." The insert may consist of the approval label or the User Instructions containing the approval label.
- If the respirator is for *escape*-only, the applicant must use the word *escape* on full approval labels. For example, "These escape-only respirators are approved only in the following configurations." 'Escape' may be abbreviated in the protection column but must be spelled out in the legend. "Esc" is the only acceptable abbreviation for *escape*.



## **APPENDIX**



Centers for Disease Control  
and Prevention (CDC)  
National Institute for Occupational  
Safety and Health (NIOSH)  
National Personal Protective  
Technology Laboratory (NPPTL)  
P.O. Box 18070  
Pittsburgh, PA 15236  
Phone: 412-386-4000  
Fax: 412-386-4051  
September 24, 2012

## LETTER TO ALL RESPIRATOR MANUFACTURERS

### Subject: Sampling Procedures

The National Institute for Occupational Safety and Health (NIOSH) requires that respirator approval holders inspect and/or test samples of respirators and components as part of their quality control plans. This requirement is stated in Title 42, *Code of Federal Regulations*, Part 84 (42 CFR 84), specifically in §§ 84.41(b) through 84.41(i). Some applicants or approval holders have had difficulty understanding how to select and use a sampling procedure which meets the requirements. This letter is intended to explain the practical use of common standard procedures acceptable to NIOSH.

This letter will not discuss statistical theory underlying acceptance sampling. If applicants or approval holders intend to use alternatives to the procedures described here, they must understand the concepts of acceptance sampling and process control. The use of more modern methods such as calculating process capability values (Cpk) or employing statistical process control (SPC) is encouraged where this is compatible with the approval holder's operations and provides equivalent assurance of respirator performance. Justification to demonstrate the equivalence of these procedures must be provided in the application seeking approval.

### 1. Selection of Sampling Procedures

**1.1 Sampling by Variables.** The standard sampling procedure specified in 42 CFR Part 84 is MIL-STD-414 [U.S. Department of Defense 1957]. This is a variable sampling plan, which means that the characteristic must be something that can be measured numerically on a continuous scale. Examples include the diameter of a hole in inches, the mass of a cartridge in grams, or the leakage of an exhalation valve in milliliters per minute. This procedure is only valid when the characteristic being measured has a statistically normal distribution over the population being sampled. The ANSI/ASQ Z1.9 standard [American National Standards Institute 2003b] is derived from MIL-STD-414, and NIOSH considers it to be equivalent.

**1.2 Sampling by Attributes.** The MIL-STD-105D sampling procedure [U.S. Department of Defense 1963] is explicitly accepted as an equivalent procedure in 42 CFR Part 84. This is an attribute sampling plan, which means that each characteristic is simply checked to see whether it is acceptable. Due to its simplicity, this standard and its derivatives are by far the most common in use. It has the

advantage that it can be applied to characteristics which do not involve a numerical measurement (such as visual checks) as well as to those that are measurable. No calculations are needed to determine acceptance, and the procedure is valid whether the Page 2 – Letter to All Respirator Manufacturers 9-2012 characteristic has a normal distribution or not. Typically the sample sizes will be larger than the corresponding variable sampling plan. Procedures derived from this standard, and which NIOSH considers to be equivalent, include MIL-STD-105E [U.S. Department of Defense 1989] and ANSI/ASQ Z1.4 [American National Standards Institute 2003a].

**1.3 Zero-Defect Sampling by Attributes.** Another attribute sampling plan which NIOSH accepts as equivalent is the Squeglia C=0 procedure [Squeglia 2008]. While not directly derived from MIL-STD-105E, its plans are matched to that procedure and provide an acceptable statistical assurance of lot quality. The chief difference is that in all cases, the lot is only accepted if there are zero defects found in the sample (C=0). This procedure usually requires fewer samples than MIL-STD-105D and related standards, and is the simplest to use of those listed in this letter. However, it is generally only suitable when defects in production are extremely rare.

**1.4 Equivalent Standards.** The ANSI/ASQ standards mentioned above are revised periodically. In general, NIOSH will consider later editions of a given procedure to be equivalent. There may also be other national or international standards based on MIL-STD-414 or MIL-STD-105D that can be considered equivalent. If such a standard is used, NIOSH may request a copy from the applicant to verify its equivalence.

**1.5 Obtaining Sampling Procedure Documents.** One feature of MIL-STD plans is that as works of the United States Government, they may be copied free of charge. Those mentioned can be downloaded from the Internet Archive at <http://www.archive.org/> and may be available elsewhere. However, all MIL-STD documents in this letter have been cancelled by the Department of Defense and are no longer maintained or revised. The corresponding ANSI/ASQ standards are successors to the MIL-STD documents and have various minor improvements and clarifications added. Copies of these standards may be purchased from the American Society for Quality, the American National Standards Institute, or others who deal in national standards.

## **2. Acceptable Quality Level (AQL)**

- **Meaning of AQL.** The acceptable quality level is an indicator of the percent defective that can be considered satisfactory for a particular characteristic. Smaller AQL values mean that fewer defectives will be tolerated in an acceptable lot.
- **Selection of AQL.** The classification of defects document submitted with each application as required by 42 CFR Section 84.41(c) through 84.41(e) must identify the severity level of each characteristic. The AQL to be used for sampling is shown in the table below and is defined in 42 CFR Section 84.41(g). The AQL value does not depend on lot size or any other factor, and it is generally improper to modify the AQL for any reason other than the defect classification.

Defect Classification	AQL <sup>1,2</sup>
Major A	1.0
Major B	2.5
Minor	4.0

<sup>1</sup> These are called “index values” in the Squeglia C=0 procedure.

<sup>2</sup> It is acceptable to use a smaller (more stringent) AQL value.

**2.3 Critical Characteristics.** Characteristics identified as Critical in the classification of defects are not assigned an AQL and are not eligible for any form of sampling. Each item made must be 100% inspected as required by 42 CFR Section 84.41(f) and the entire lot rejected when a defect is found. Any plans to perform rework on the lot must be approved as part of the product quality plan.

**2.4 Cross-References.** See MIL-STD-414 section A4; ANSI/ASQ Z1.9-2003 sections A2.1, A4; MIL-STD-105D section 4; MIL-STD-105E sections 3.1, 4.4; ANSI/ASQ Z1.4-2003 section 4; Squeglia C=0 pages 3, 6.

### 3. Inspection Level

**3.1 Meaning of Inspection Level.** The inspection level decides the number of samples to be drawn for a particular lot size and determines the sampling plan's ability to discriminate between conforming and nonconforming lots. Lower inspection levels increase the risk that a nonconforming lot will be accepted.

**3.2 Selection of Inspection Level.** The inspection level to be used is shown in the "normal" column of the table below and is defined in 42 CFR Section 84.41(h). As a special exception, NIOSH is permitted under 42 CFR Section 84.41(i) to allow a lower inspection level for destructive testing only. The minimum level NIOSH will accept under this exception is in the "destructive" column. Approval of a level lower than the "normal" level is entirely at NIOSH's option and will only be granted if the rest of the inspection plan ensures adequate control over product quality.

Procedure	Minimum Inspection Level	
	Normal	Destructive <sup>1</sup>
MIL-STD-414	IV	I
ANSI/ASQ Z1.9-2003	II	S-3
MIL-STD-105D	II	S-2
MIL-STD-105E	II	S-2
ANSI/ASQ Z1.4-2003	II	S-2

<sup>1</sup> Only permitted with specific prior approval from NIOSH.

The Squeglia C=0 procedure does not use the concept of inspection levels and NIOSH treats it as equivalent to inspection level II of MIL-STD-105D.

**3.3 Cross-References.** See MIL-STD-414 section A7.1; ANSI/ASQ Z1.9-2003 section A7.1; MIL-STD-105D sections 9.2, 9.3; MIL-STD-105E sections 4.9.1, 4.9.2; ANSI/ASQ Z1.4-2003 sections 9.2, 9.3.

### 4. Normal, Reduced, and Tightened Inspection

**4.1 Use of Switching Rules.** Most sampling procedures referenced in this letter contain rules allowing reduced inspection under certain conditions. Reduced inspection may be used only when all conditions listed in the switching rules are met. This includes the requirement that production is not irregular or delayed. A history of lot acceptance at one manufacturing site cannot be used to move to reduced sampling at another site. Approval holders may choose to stay at normal inspection even when conditions for reduced inspection are met. However, tightened inspection is not optional and must be used where specified by the rules. The Squeglia C=0 procedure does not recommend switching rules, and reduced

inspection is not permitted by NIOSH for that procedure. Tightened inspection is not required for the Squeglia C=0 procedure.

**4.2 Records to Support Reduced Inspection.** To use reduced inspection, the approval holder must maintain inspection records showing that the conditions in the applicable procedure are met. Such records must be available for review during NIOSH on-site audits.

**4.3 Cross-References.** See MIL-STD-414 sections A8, B14, C14, D14; ANSI/ASQ Z1.9-2003 section A10; MIL-STD-105D section 8; MIL-STD-105E sections 4.6, 4.7, 4.8; ANSI/ASQ Z1.4-2003 section 8; Squeglia C=0 pages 14, 16.

## **5. Lots or Batches**

**5.1 Definition of Lot.** Each procedure listed in this letter requires that product be grouped into inspection lots (the term “batch” means the same as “lot”). Each lot consists of product which has been manufactured under essentially the same conditions in the same production facility and at essentially the same time. For example, if a production line is shut down for a week for maintenance, it is wrong to consider product made before and after the shutdown as part of the same lot.

**5.2 Selection of Samples from Lot.** Each sample drawn from a lot must be representative of the lot. For example, when drawing a sample of 200 pieces from a lot of 10,000 it would be improper to select the first 200 respirators produced to use as the sample. As another example, if respirators being produced on five machines are being combined into an inspection lot, then one-fifth of the sample drawn must come from each machine. As noted in section 6.2 of this letter, each sample taken for double or multiple sampling must be representative of the whole lot.

**5.3 Inspection Lot vs. Other Lot Designations.** The grouping of finished respirators into lots for shipment or other purposes may differ from the grouping used for inspection. The lot number marked on the respirator or its container, as required by 42 CFR Section 84.33(g), does not necessarily need to be the same number used for inspection purposes. However, the approval holder must maintain traceability between lot numbering systems if more than one is used. For example, a shipping lot number must be traceable to the corresponding production lot number (or numbers).

**5.4 Cross-References.** See MIL-STD-414 sections A5, A7.2; ANSI/ASQ Z1.9-2003 sections A2.4, A5, A7.2; MIL-STD-105D sections 5, 7.2; MIL-STD-105E sections 3.12, 3.13, 4.3, 4.5.1; ANSI/ASQ Z1.4-2003 sections 5, 7.2; Squeglia C=0 page 2.

## **6. Specific Considerations for Attribute Plans**

**6.1 Following Arrows to Select Appropriate Sampling Plan.** Where the sampling plan indicated leads to an arrow in the table, follow the arrow to the next available sampling plan. This will point to a new code letter row in the table with the acceptance and rejection numbers and a new corresponding sample size to be used.

As an example, consider sampling of a lot of 200 pieces under MIL-STD-105D for a Major A characteristic at inspection level II. Code letter G is selected from Table I, and an AQL of 1.0 is used. An arrow pointing downward is contained in Table II-A for these conditions, indicating that code letter G is not available and

code letter H must be used. This means that the appropriate sample size is 50 pieces, not 32, and that the lot is accepted if there are 0 or 1 defective pieces, and rejected if there are 2 or more defectives.

**6.2 Single, Double, or Multiple Sampling.** Most attribute procedures include double or multiple sampling plans (the Squeglia C=0 procedure only has single plans). Any of these options included in the procedure may be selected. Note that each sample drawn must be representative of the entire lot. Double and multiple sampling tend to require fewer samples when lot quality is either much better or much worse than the AQL. Single sampling is simpler to administer and apply correctly than double or multiple sampling and is the overwhelmingly popular choice.

As an example, consider a lot of 200 pieces under MIL-STD-105D for a Minor characteristic at inspection level II. Code letter G is selected from Table I, and an AQL of 4.0 is used. For single sampling, Table II-A indicates that the sample size is 32. The lot is accepted if there are 3 or fewer defective pieces, and it is rejected if there are 4 or more defectives. For double sampling, Table III-A is used instead and an initial sample of 20 would be drawn. The lot is accepted if there are 0 or 1 defectives, and it is rejected if there are 4 or more defectives. If there are 2 or 3 defectives, then a second sample of 20 is drawn from the lot and inspected. If after both samples (totaling 40 pieces) are inspected there are a total of 4 or fewer defectives, then the lot is accepted; if 5 or more defectives, then the lot is rejected. Multiple sampling (Table IV-A) works in a similar fashion, except that there are up to seven rounds of sampling to reach a decision.

**6.2.1 Cross-References.** See MIL-STD-105D sections 7.4, 9.5, 10.1.1, 10.1.2, 10.1.3; MIL-STD-105E sections 4.5.3, 4.9.4, 4.10.1.1, 4.10.1.2, 4.10.1.3; ANSI/ASQ Z1.4-2003 sections 7.4, 9.5, 10.1.1, 10.1.2, 10.1.3.

## **7. Specific Considerations for Variable Plans**

**7.1 Variability Unknown vs. Variability Known.** A variability unknown method should normally be used. The variability known method may only be used when the production process is under strict control and the process parameters influencing final respirator performance are well understood. Data must be provided with the application for approval, available during on-site audits, and continuously updated to support the standard deviation value ( $\sigma$ ) used.

**7.2 Single Specification Limit vs. Double Specification Limit.** This is selected on the basis of whether there is only one limit value (such as penetration less than or equal to 5%) or two limit values (such as cartridge mass between 95 and 105 grams) for the characteristic.

**7.3 Standard Deviation Method vs. Range Method.** Either method may be selected. The standard deviation method generally requires fewer samples, but more complex computations.

**7.4 Form 1 vs. Form 2.** The two forms are equivalent and either one may be selected. Form 2 is recommended as it yields figures which must be calculated anyway to satisfy the switching rules.

**7.5 Cross-References.** See MIL-STD-414 Introduction, section A6.2; ANSI/ASQ Z1.9-2003 Introduction, section A6.2.

## **8. Scope**

8.1 Limitation to Approved Quality Control Plans. Approval holders may perform additional testing and inspection not listed in their approved quality control plans. Sampling for these additional inspections is not required to meet the requirements set forth in 42 CFR Part 84 and this letter. However, there must be a reasonable basis for selecting the sampling plans used.

8.2 Limitation to Required Testing. In some cases, applicants may wish to list testing and inspection in their quality control plans above that required by NIOSH for effective quality control of respirator performance. Sampling done for these additional inspections is not required to meet the requirements in 42 CFR Part 84 and this letter. Additional testing should be identified clearly, such as with the notation “additional inspection,” on documents submitted with the application to avoid delay and requests for clarification during processing. Any such testing listed in the approved quality control plan must be conducted as required by 42 CFR Section 84.42(c).

## **9. Common Errors**

9.1 Selection of Inadequate Inspection Levels. The minimum acceptable inspection level is described in section 3.2 of this letter. If a product quality control plan does not specify inspection levels, NIOSH assumes that the level in the “normal” column of the table will be used. Use of lower levels without specific approval, whatever the reason, is a failure to conform to NIOSH requirements and can result in revocation of approval under 42 CFR Section 84.43(c).

9.2 Selection of Plan Based on Desired Sample Size. It is entirely improper to choose a desired sample size and work backwards to identify a proposed AQL and inspection level which will yield this result. To do so reflects a fundamental misunderstanding of the basis for sampling plans. The appropriate AQL and inspection level are stated in sections 2.2 and 3.2 of this letter.

9.3 Selection of Defect Classification Based on Desired AQL. As in 9.2, the defect classification drives the selection of AQL, not the other way around. Each defect must be classified based solely on the definitions in 42 CFR Section 84.41(d).

9.4 Modification of AQL or Inspection Level Based on Lot Size or Other Factors. The AQL and inspection level are chosen by the criteria in sections 2.2 and 3.2 of this letter. Approval holders are free to use higher inspection levels if greater discrimination is desired, or to use lower (more stringent) AQLs if a smaller percent defective is desired. However, these should not be modified based on lot size or inspection history, as provisions already exist to account for those factors. Changing AQL values or inspection levels is likely to result in a statistically invalid plan.

9.5 Inappropriate Use of Reduced Inspection. As described in section 4.1 of this letter, reduced inspection is permitted only when all conditions of the relevant procedure are met. When there are significant delays or changes in production processes, approval holders must revert to normal inspection. It will be considered a nonconformance during NIOSH on-site audits if the records described in section 4.2 of this letter are not available.

9.6 Incorrect Sample Size When Following Arrows in Sampling Tables. When using attribute sampling, be careful when following arrows in the sampling plan tables. A different sample size must be used to correspond with the new code letter as described in section 6.1 of this letter.

9.7 Improper Drawing of Samples. Each sample drawn must be representative of the entire lot as described in section 5.2 of this letter. The typical method is to select samples at random. However, other methods (such as every tenth piece) may be used so long as the sample is not biased in any way as a result. If a lot contains multiple sublots, the sample must contain a proportional number of pieces from each sublot.

## 10. References

American National Standards Institute [2003a]. Sampling procedures and tables for inspection by attributes. Milwaukee, WI: American Society for Quality, American National Standard ANSI/ASQ Z1.4-2003.

American National Standards Institute [2003b]. Sampling procedures and tables for inspection by variables for percent nonconforming. Milwaukee, WI: American Society for Quality, American National Standard ANSI/ASQ Z1.9-2003.

Squeglia NL [2008]. Zero acceptance number sampling plans. 5th ed. Milwaukee, WI: American Society for Quality.

U.S. Department of Defense [1957]. Sampling procedures and tables for inspection by variables for percent defective. Washington, DC: Office of the Assistant Secretary of Defense (Supply and Logistics), Military Standard MIL-STD-414 (including Notice 1, 8 May 1968).

U.S. Department of Defense [1963]. Sampling procedures and tables for inspection by attributes. Washington, DC: U.S. Government Printing Office, Military Standard MIL-STD-105D (including Change Notice 2, 20 March 1964).

U.S. Department of Defense [1989]. Sampling procedures and tables for inspection by attributes. Washington, DC: Department of Defense, Military Standard MIL-STD-105E.

For further information regarding sampling, contact Vance Kochenderfer via electronic mail at [vck6@cdc.gov](mailto:vck6@cdc.gov) or by telephone at 412-386-4029. General inquiries may be directed to the Technology Evaluation Branch at [npptl@cdc.gov](mailto:npptl@cdc.gov) or 412-386-4000.

Sincerely yours,

Heinz W. Ahlers  
Chief, Technical Evaluation Branch  
National Personal Protective Technology Laboratory





**DEPARTMENT OF HEALTH & HUMAN SERVICE**

Public Health Service

Centers for Disease Control  
and Prevention (CDC)  
National Institute for Occupational  
Safety and Health (NIOSH)  
National Personal Protective  
Technology Laboratory (NPPTL)  
P.O. Box 18070  
Pittsburgh, PA 15236  
Phone: 412-386-4000  
Fax: 412-386-4051  
April 7, 2005

**LETTER TO ALL RESPIRATOR MANUFACTURERS**

**Subject: Clarification of Supplier and Subcontractor Relationships**

**Background**

National Institute for Occupational Safety and Health (NIOSH or the Institute) approval holders have established relationships with suppliers and subcontractors who are manufacturing components or subassemblies for approved respirator configurations. A growing number of approval holders wish to ship NIOSH-Approved respirators directly from a subcontractor to distribution centers or customers, and replacement parts directly to a repair center. The Institute has identified two possible approval holder relationships with suppliers and subcontractors. Listed below are the responsibilities and requirements NIOSH has established for these relationships.

**Definitions**

**Approval Holder:**

The party of record to whom certificates of approval have been issued. The approval holder maintains responsibility for, and control of, product design, performance, configuration management, manufacture, quality, and support.

**Supplier:**

A supplier produces components or subassemblies under their own quality system for delivery to the approval holder. The approval holder confirms the acceptability of incoming goods by accepting a Certificate of Compliance and inspecting incoming goods to ensure compliance with all product design, performance, and Quality Assurance criteria (drawings and engineering control). The approval holder releases the product for distribution and sale.

**Subcontractor:**

The approval holder may authorize a subcontractor to release NIOSH- approved respirators directly from their facility for distribution and sale, or to release components and subassemblies directly to an authorized repair center. The approval holder maintains responsibility for, and control of, product design, performance, configuration management, manufacture, quality, and support by maintaining influence over, and active involvement in, the subcontractor's quality system. As such, the subcontractor's facility is considered to be a manufacturing site for the approval holder.

### **Subcontractor Relationship Responsibilities**

The approval documentation on file at NIOSH must demonstrate that the following criteria have been met for NIOSH recognition of a subcontractor.

- As with all other NIOSH approvals, the approval holder maintains responsibility for all aspects of the approval: control over product drawings, material specifications, parts lists, and manufacturing processes; control over the requirements for final inspection and testing; and approval of any changes to the above.
- The approval holder must assure that a subcontractor has demonstrated the ability to supply product that consistently meets the established release criteria, and has adequate quality systems and procedures in place to assure product quality on an ongoing basis.
- The approval holder must establish and maintain active involvement and influence over subcontractor quality systems. This can be demonstrated in many different ways. One example of this involvement and influence can be exhibited by participating in the subcontractor's management reviews (as defined by ISO 9001, 2000, section 5.6) required by the subcontractor's Quality System. A second example is participation in the subcontractor's Material Review Board.
- The approval holder's methods for maintaining active involvement and influence over their subcontractor's quality system needs to be documented in a plan or procedure that suits the individual situation and manufacturing complexity of the secured goods. This plan or procedure must be formally submitted to NIOSH.
- The approval holder will maintain copies of subcontractor quality records that demonstrate compliance with NIOSH performance requirements. It is important to assure that, in the event of a broken relationship, both the Approval Holder and NIOSH have continued access to those records.
- All submissions related to the approval must be made by an authorized representative of the approval holder. The subcontractor's Quality Manual and related quality system documents must represent how the approval holder establishes and maintains active involvement and influence over the subcontractor's quality system. This information must be specifically indicated and documented as part of a Quality Assurance Application. As with all Quality Manuals, a process must be established and followed for ongoing resubmission of the Quality Manual and related quality system documents in the event of significant changes, and on a periodic basis, per NIOSH requirements.
- All subcontractor relationships must be listed as an approval holder's manufacturing site, with a designated point of contact, on the NIOSH Standard Application Form (SAF) for direct shipment from the subcontractor to be acceptable under the NIOSH Approval.

Page3-LettertoAllRespiratorManufacturers

- All manufacturing sites for NIOSH-Approved products, including subcontractor facilities, will be audited by NIOSH on a regular basis. The Institute will not contact the subcontractor directly, but will always work through the approval holder's designated representative for the specific manufacturing site.

Sincerely yours,

Heinz W. Ahlers  
Acting Branch Chief  
Respirator Branch

National Personal Protective Technology Laboratory

## **Definitions**

The following definitions are provided for clarification of terms used in these procedures:

**Accessory** - An item provided with a respirator that does not affect the respirator's ability to meet the requirements of 42 CFR Part 84. The approval remains effective whether or not the accessory is used.

**Alternate Contact** - A contact designated by the prospective approval holder that can interface with NIOSH regarding applications and other NIOSH business such as audits and product investigations.

**Amended Application** - An application submitted at NIOSH's request that shows changes to correct an inaccuracy detected during the NIOSH application evaluation. The Applicant-Assigned Reference Number (AAR#) and Task Number (TN) will remain the same.

**Applicant** - The individual, partnership, company, corporation, association or organization that designs, manufactures, assembles, or controls the assembly of a respirator and who seeks to obtain a certificate of approval for such respirator.

**Applicant-Assigned Reference Number (AAR#)** - A unique identifying number of the applicant's choosing. The number must start with the three character manufacturer's code. The AAR# must never be reused.

**Approval** - A certificate or formal document issued by the Institute (in this instance NIOSH) stating that an individual respirator or combination of respirators has met the minimum requirements of this part (42 CFR 84), and that the applicant is authorized to use and attach an approval label to any respirator, respirator container, or instruction card for any respirator manufactured or assembled in conformance with the plans and specifications upon which the approval was based, as evidence of such approval.

**Approval Holder** - The entity to which a certificate or formal document has been issued by NIOSH stating that an individual respirator or combination of respirators has met the minimum requirements of 42 CFR Part 84. The approval holder is authorized to use and attach an approval label to any respirator, respirator container, or instruction card for any respirator manufacturers or respirator assembled in conformance with the plans and specifications upon which the approval was based.

**Approval Labels** - The label that is attached to the respirator, container, instructions, or packaging once approved by NIOSH. All major subassemblies in the approved respirator configuration must be on the approval label. Accessories may be listed on the approval label, but are not required.

**Assembly Matrix** - A diagram of all major subassemblies and accessories that apply to approvals in a respirator family. Components are identified by category, description, drawing number and revision, part number, and applicability to the listed approvals.

**Authorized Representative** - The person responsible for completing and submitting the Standard Application Form to NIOSH. This person can be an employee of the prospective approval holder or an independent consultant hired by the company to complete the Standard Application Form. Designated

by prospective approval holder to interface with NIOSH regarding applications and other NIOSH business such as audits, and product investigations.

**Belt Mounted** - An air-purifying canister, chemical cartridge, or particulate filter or an air-supplied regulating valve or regulator that is mounted on the user's belt with an adaptor.

**Canister** - A gas or vapor removing component which meets the requirements of 42 CFR Part 84, subpart I, Tables 5, 6, and 7 only. Canisters may incorporate particulate filters and can be used for escape from immediately dangerous to life or health environments, which sufficient oxygen. Usually approved with under schedule 14G respirators.

**Cartridge** - A gas or vapor removing component which meets the requirements of 42 CFR Part 84, subpart L, Table 11. Cartridges may incorporate particulate filters. Cartridges cannot be used in immediately dangerous to life or health environments and are usually part of 84A or 23C approval schedules.

**Chest and Back Mounted** - Canisters fastened to a user's body, either on the back or chest, that have a breathing tube running from the canister to the facepiece inlet.

**Chin Mounted** - A canister, cartridge, or filter mounted on the full facepiece. Chin-style gas masks typically have a medium-sized (250-500 cm<sup>3</sup>) canister rigidly attached to a full facepiece.

**Combination Particulate Filtering and Gas/Vapor Removing** - Cartridges and canisters that protect the user from both particulates and gases and vapors.

**Common Assembly Matrix** - An assembly matrix (diagram) that contains all of the information for a series of applications. A common assembly matrix should be found in the last application of the series. Also, a suggested processing order and an explanation as to how the applications interrelate must be in the Approval History, if applicable. In addition, assembly matrices should not contain information for future submissions. (See "*Series of Applications*").

**Component** - Essential parts to a respirator that provide function and effective performance of the product. (See "*Major Subassemblies*").

**Controlled Document** - Documents signed, released, and placed in an applicant's document control system.

**Correlation Testing** - Testing conducted to compare an applicant's test equipment and results to NIOSH's. The applicant must submit a new application with the wording "Correlation testing only; respirator is not submitted for approval" in the "Reason for Application" section.

**Critical Characteristic** - A feature that, if not manufactured properly, could have an adverse impact on the safety or health of the user. 100% testing or inspection is required prior to shipment to ensure conformance with all technical requirements of the approval.

As defined in 42 CFR Part 84: “Critical” A defect that judgement and experience indicate is likely to result in a condition immediately hazardous to life or health for individuals using or depending upon the respirator.

**Critical User Instructions** - Instructions that are important to operate a particular respirator. For instance, checking the service life indicator on a CCER is a critical user instruction.

**Delist** - Respirator listing is removed from the Certified Equipment List when NIOSH approval is rescinded or revoked.

**Design** - The overall specification for the respirator that includes materials, physical envelope and shape, manufacturing processes, and Quality Assurance requirements.

**Discontinued** - See obsolete.

**Exploded-View Drawing** - A drawing of the complete respirator assembly showing all major subassemblies and accessories and their proximity to one another.

**Family of Products** - A group or series of respirators sharing a common major subassembly, such as a facepiece or regulator. The applicant determines the basis for the respirator families.

**Facepiece** - A respirator component designed to provide a gas-tight or dust-tight fit with the face and may include headbands, valves, and connections for canisters, cartridges, filters, or respirable gas source.

**Facepiece Mounted** - A canister, cartridge, or filter mounted on the facepiece.

**Features** - Descriptors that relate to the makeup, shape, proportions, outward appearance, prominent characteristics, or qualities of the part, but are not separate components or devices. Do not list features on the approval label (e.g., “super-soft face seal”).

**Filter** - A particulate removing component of a respirator which meets the requirements of 42 CFR Part 84, subparts K or KK.

**Field-Replaceable** - Any component, major subassembly, or accessory (e.g., cartridges, hoses, regulators) that can be replaced by the user following the manufacturer’s User Instructions without any special knowledge, skills, abilities, or equipment.

**Filtering Facepiece** - An N, R, or P class particulate respirator where the entire facepiece is composed of the filtering media. The unit may have an exhalation valve, but has no replaceable parts.

**Full Facepiece** - A type of facepiece that covers a user from the hairline to below the chin.

**Gas/Vapor Removing Respirator** - A type of respirator that provides protection against specific gases and vapors.

**Half-Mask** - A type of facepiece that fits over the nose and under the chin and is used to protect users from toxic materials.

**Hardware** - Regular production units submitted for approval must be the result of actual manufacturing processes.

**Hazardous Atmosphere** - Any atmosphere that contains toxic or disease producing gas, vapor, dust, fume, mist, or pesticide, that is either immediately or not immediately dangerous to life or health. Also, any oxygen-deficient atmosphere.

**Helmet** - A rigid protective headgear incorporated into the design of a respirator that covers the user's head and possibly the user's neck.

**Helmet Mounted** - A canister, cartridge, or filter mounted on the helmet.

**Hood** - A light, flexible device covering only the head and neck, or head, neck, and shoulders of a user.

**Hood Mounted** - A canister, cartridge, or filter mounted on the hood.

**Immediately Dangerous to Life or Health** - Conditions that pose an immediate threat to life or health or conditions that pose an immediate threat of severe exposure to contaminants, such as radioactive materials, which are likely to have adverse cumulative or delayed effects on health.

**Inactive** - See obsolete.

**Intrinsically Safe** - Not capable of releasing enough electrical or thermal energy under normal or abnormal conditions to cause ignition of a flammable mixture such as methane or natural gas or air comprised of an easily ignitable composition.

**Major Subassemblies** - Those components or subassemblies (1) that are essential to the respirator's function and effective performance; (2) that affect the respirator's performance or design; and (3) which are field-replaceable items.

**Manufacturer's Code** - A unique three-letter code assigned to each approval holder by NIOSH.

**Model Number** - An identifier of a product given by the manufacturer. A model number is not required to identify each unique configuration.

**Mouthpiece** - A respirator component that is held in the teeth with a clamp to close the nostrils that provides a gas-tight or dust-tight fit with the mouth.

**New Design** - An entirely new or substantially modified respirator, component, or arrangement of components (some of which may have been used on previously approved respirators) which NIOSH has not evaluated in this configuration.

**Not Immediately Dangerous to Life or Health** - Any hazardous atmosphere which may produce physical discomfort immediately, chronic poisoning after repeated exposure, or acute adverse physiological symptoms after prolonged exposure.

**Nuisance Level Contaminants** - Contaminants where the concentration in the atmosphere is below the established PEL (OSHA permissible exposure limit) or REL (NIOSH recommended exposure limit), whichever is lower. Nuisance level protection capability is not evaluated by NIOSH.

**Obsolete** - A respirator is considered obsolete when it is no longer manufactured or supported by the approval holder. However the NIOSH approval is still listed and the respirators can still be used until the units can no longer be maintained in an approved configuration. Approval remains active and is shown in the CEL as obsolete.

**Part Number** - The unique number referenced by users to identify respirator parts. The identifying number located on the component must match the part number shown on all labels (abbreviated and full) and on the assembly matrix. The location of the part number on the component hardware must be shown on the drawings. Applicants sometimes refer to the part number as catalog number, manufacturer number, production component number, among other terms.

**Particulate Filtering Respirator** - A type of respirator that protects users against solid particles or liquids such as dusts, fumes, and mists by trapping the particles with its fibers. The filters are classified by NIOSH as N, R, or P accompanied by either 95 (95%), 99 (99%), or 100 (99.97%) to indicate filtration levels.

**Permissible Exposure Limit (PEL)** - An OSHA permissible exposure concentration limit based on health data evaluation. Users working in contaminate levels below this concentration are not required by OSHA to have respiratory protection.

**Pre-filter** - An accessory item situated in front of the approved filter that removes coarse particles but does not meet 42 CFR Part 84 criteria for particulate filters. A pre-filter is a filter often used prior to an N-, R-, or P-series filter or cartridge. Pre-filters are not classified as N-, -R, or P-series filters. When pre-filters are used, the complete assembly must meet the resistance requirements of 42 CFR Part 84. Pre-filters may be listed on the approval labels. If shown on the approval label, pre-filters must be listed as an accessory and designated as a pre-filter.

**Pre-Submission Test Data** - Respiratory performance test data must accompany each application and must specify components used for test configuration by part number, show units of measure for all test data (matching 42 CFR Part 84 criteria), and submit copies of actual test data with all results and conclusions.

**Performance** - The actual operational performance of the respirator with respect to the applicable regulations and design parameters. The respirator must meet or exceed the requirements of the NIOSH regulations under 42 CFR Part 84 when evaluated against NIOSH standard test procedures (STPs) as appropriate to the type of respirator.



**Primary Contact** - The person designated by the prospective approval holder to receive all official NIOSH correspondence, including but not limited to approval and denial letters, manufacturers meeting notices, and notices seeking input for standards development. If this person changes, it is the responsibility of the manufacturer to notify NIOSH, in writing, of the person taking over this responsibility. The preference is for the Primary or Alternate Contact to make the notification to NIOSH prior to the change. Alternatively, a corporate officer may notify NIOSH.

**Private Label** - A respirator labeled as belonging to an organization that is not the approval holder. Private-labeled respirators are assigned the same TC number issued to the approval holder for the original product. Only the approval holder can apply for a private label.

**Private Packaging** - A respirator that is repackaged and sold by a company that is not the approval holder. All part numbers, model numbers, and approval labels must be the same as those approved by NIOSH. However, the packaging may reference the packaging company instead of the approval holder. The approval holder is responsible for ensuring that private packaging arrangements do not mislead the end user.

**Product Quality Control Plan (PQP)** - Summarizes the manufacturing, inspection, test operations, and applicable documents used in regular production of a specific respirator family.

**Product Trade Name** - A name that uniquely identifies a respirator or respirator family. A product trade name is required because of the way approval holders market and users reference certified respirators. The product trade name must not imply use for a specific hazard.

**Protection** - *A different type of protection* is defined as protection against a different atmospheric contaminant (e.g., particulates, chlorine gas, ammonia gas, mercury vapor, etc.). *A different level of protection* is defined by a change in the type of facepiece (half-mask, full facepiece) or mouthpiece, filtering efficiency (such as N95 as opposed to N100), and/or the air supply capability (e.g., pressure, duration, demand flow, continuous flow, etc.).

**Prototype** - Defined as a respirator or component that (a) involves a new design produced using rapid prototyping methods, temporary tooling, non-production tooling, or regular production tooling in a new fashion, and (b) has demonstrated by the applicant's pre-testing to meet 42 CFR Part 84 minimum design and performance requirements. Respirators may not be submitted for approval while in this defined prototype stage (limited production tooling and processes). NIOSH will request samples made on regular production tooling and production quality control (Ref. 84.30 (c)) if the approval holder request approval. For non-approval prototype testing use a new application form and state "Prototype Testing Only - Respirator is Not Submitted for Approval" in the "Reason for Application."

**Quality Assurance (QA)** - A planned and systemic pattern of all activities necessary to provide confidence that all respirators will perform satisfactorily in operation.

**Quality Assurance (QA) Manual** - Documents the approval holder's quality systems including the organizational structure, responsibilities, procedures, processes, and resources for implementing

quality management and policy. Hard copies with original approval signatures need submitted and will be retained in NIOSH's files.

**Quarter-Mask** - A type of facepiece that covers the mouth and nose where the lower sealing surface rests between the mouth and chin. Quarter-masks are most commonly found on dust and mist respirators.

**Recommended Exposure Limit (REL)** - A NIOSH recommended exposure concentration limit based on health data evaluation. Users working in contaminate levels below this concentration are not required by OSHA to have respiratory protection.

**Regular Production Unit** - A respirator or component made on regular production tooling, or that is identical to units made using regular production tooling, and is not made with any operations that will not be included in regular production.

**Rescission** - The approval holder voluntarily requests the certificate of approval be withdrawn for a product. The approval is no longer valid. Respirators in the field are no longer NIOSH-Approved. Respirators are not listed in the CEL.

**Respirator** - Any device designed to provide the wearer with respiratory protection against inhalation of a hazardous atmosphere.

**Resubmission of an Application** - Resubmission of a previously denied application. Resubmitted applications receive a new task number (TN) and are placed at the end of the application processing queue. All documentation must be updated to the current dates and revision levels.

**Revocation** - NIOSH reserves the right to revoke, for cause, any certificate of approval issued pursuant to the provisions of 42 CFR Part 84. Such causes include, but are not limited to, misuse of approval labels and markings, misleading advertising, and failure to maintain or cause to be maintained the quality control requirements of the certificate of approval. The approval is no longer valid. Respirators in the field are no longer NIOSH-Approved. Respirators are not listed in the CEL.

**SEI Retrofit** - An update or correction to a suspected performance or design issue to a Self-Contained Breathing Apparatus (SCBA) that is approved by NIOSH and the Safety Equipment Institute. This type of SCBA is approved jointly by NIOSH and SEI for use in firefighting operations.

**Series of Applications** - A series of associated applications submitted at the same time (in the same bundle or package). A common assembly matrix that contains all of the information for the submitted series is located in the last application of the series. Assembly matrices must not contain information regarding future submissions.

**Service Life Plan** - A document that contains information on the reliability engineering methodology and appropriate service life dates that users may rely on for determining safe and reliable performance of the respirator under intended use conditions.

**Simplified Drawings** - Exploded-view and major subassembly drawings that accompany the application. Any additional drawings necessary for clarification of a major subassembly or part may also be included.

**Standard Application Form (SAF)** - The electronic form used to submit respirator approval requests to NIOSH.

**Subcontractor** - The entity contracted to produce products under the direction/oversite of the prospective approval holder.

**Supplier** - The entity that produces components or subassemblies under their own quality system for delivery to the approval holder.

**User Instructions** - Detailed instructions provided to the user that describes how to properly inspect, don, and use the product.

## **ACRONYMS**

**AAR#** - Applicant Assigned Reference Number

**ABMS** - Automated Breathing Metabolic Simulator

**AP** - Air-Purifying

**APRS** - Air-Purifying Respirator Section

**AQL** - Acceptable Quality Level

**AS** - Air-Supplied

**ASR** - Air-Supplied Respirator **(See SAR)**

**BMS** - Breathing Metabolic Simulator

**CBRN** - Chemical, Biological, Radiological, and Nuclear

**CCER** - Closed-Circuit Escape Respirator

**CEL** - Certified Equipment List

**CFR** - Code of Federal Regulations

**CGA** - Compressed Gas Association

**CV&SDB** - Conformity Verification and Standards Development Branch

**EBSS** - Emergency Breathing Support System

**EIN** - Employer Identification Number

**ESLI** - End-of-Service-Life Indicator

**EOSTI** - End-of-Service-Time Indicator

**ETB** - Evaluation and Testing Branch

**HHS** - Department of Health and Human Services

**HSBG** - Human Subject Breathing Gas

**IDLH** - Immediately Dangerous to Life or Health

**LRPL** - Laboratory Respirator Protection Level

**MSHA** - Mine Safety and Health Administration (Department of Labor)

**NFPA** - National Fire Protection Association

**NIOSH** - National Institute for Occupational Safety and Health

**NPPTL** - National Personal Protective Technology Laboratory

**OSHA** - Occupational Safety and Health Administration (Department of Labor)

**PAPR** - Powered Air-Purifying Respirator

**PEL** - Permissible Exposure Limit (OSHA)

**PQP** - Product Quality Control Plan

**QA** - Quality Assurance

**REL** - Recommended Exposure Limit (NIOSH)

**RPD** - Respiratory Protective Devices

**RPU** - Regular Production Unit

**SAF** - Standard Application Form

**SAP** - Standard Application Procedure

**SAR** - Supplied-Air Respirator

**SCBA** - Self-Contained Breathing Apparatus

**SCP** - Standard Conditioning Procedure

**SCSR** - Self-Contained Self-Rescuer

**SEI** - Safety Equipment Institute

**SOP** - Standard Operating Procedure

**STP** - Standard Test Procedure

**TC Number** - Testing and Certification Number; the NIOSH approval number designation

**TN** - Task Number; a unique number assigned by NIOSH to each application