

Healthcare – Associated Infection (HAI) Module Laboratory-identified Event (LabID) Module for Long- Term Care Facilities (LTCFs): Knowledge Checks and Examples

Learning Objectives

- Practice applying the NHSN LabID Event definitions and protocols through case studies
- Review material covered in Part 1 and 2

Knowledge Check

Knowledge Check 1:

- Mr. G is a resident in your LTCF. On March 1st, he was transferred to the local emergency department for evaluation of copious diarrhea for 3 days. While in the ED, he tested positive for *C. difficile*. After receiving IV fluids and a prescription for medication, Mr. G was transferred back to the LTCF on the next calendar day, March 2.

Does this test result qualify as a CDI LabID Event that must be reported to NHSN?

- A. YES. Because the specimen was collected in an outpatient setting and the resident returned to the LTCF within 2 calendar days.
- B. NO. Because he had a documented history of CDI while in another facility.
- C. NO. because the test was collected over the weekend.

Correct Answer

A. YES.

- Because the specimen was collected in an outpatient setting and the resident returned to the LTCF within 2 calendar days.

Knowledge Check 2:

- Mr. Lloyd, a resident in your LTCF, was re-admitted to your facility after a brief inpatient stay at the local acute care hospital. You read in his chart that during his admission in the acute care facility, he tested positive for *C. difficile*.

Should you report a CDI LabID event for the positive *C. difficile* test result that was collected during his admission in the acute care facility?

- A. YES
- B. NO

Correct Answer

B. NO

- Your LTCF does NOT submit the C. difficile positive laboratory assay to NHSN as a CDI Lab ID event since the specimen was collected during an admission in another facility. *Hint: if he is tested again, after admission to your LTCF, a C. difficile positive laboratory assay would be submitted as a CDI LabID event.*

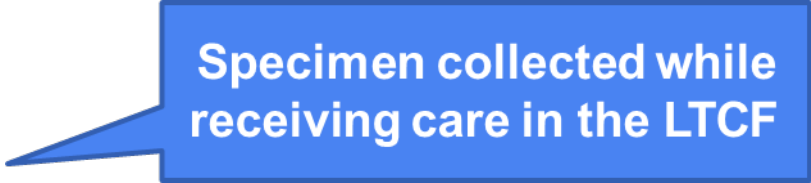
Knowledge Check 3 (Mr. Lloyd cont.):

- What if Mr. Lloyd had another C. difficile test result two days after returning to your facility?

Should you report this specimen as a CDI LabID event?

A. YES

B. NO



Specimen collected while
receiving care in the LTCF

Correct Answer

A. Yes

Knowledge Check 4:

- Mr. T is a long-term resident in your facility. On December 10th, he had 4 episodes of copious diarrhea and a fever that continued through the next day. A loose stool specimen was collected on 12/11, and subsequently returned positive for *C. difficile* toxin. A CDI LabID event was submitted to NHSN for 12/11 (date of specimen collection). Over the next week, Mr. T seemed to improve, and the diarrhea and fever resolved with treatment. On December 20th, the diarrhea returned and after several episodes of diarrhea, a loose specimen was collected on the same day and tested positive for *C. difficile* toxin.

Should you report the second positive *C. difficile* test result as a CDI LabID event for your facility for 12/20?

- A. YES
- B. NO

Correct Answer

A. Yes

- *Hint: All CDI LabID events must be submitted to NHSN. Exceptions are not made for duplicate specimens.*

Knowledge Check 5:

Based on this reporting plan, what modules and events will this facility report for June 2025?

Mandatory fields marked with *

Facility ID *:

Month *: June

Year *: 2025

☐ No Long Term Care Facility Component Modules Followed this Month

HAI Module

	Locations	UTI
	Facility-wide Inpatient (FacWIDEIn)	<input type="checkbox"/>

LabID Event Module

	Locations	Specific Organism Type	Lab ID Event All Specimens
	Facility-wide Inpatient (FacWIDEIn)	CDIF - C. difficile	<input checked="" type="checkbox"/>

Prevention Process Measure Module

	Locations	Hand Hygiene	Gown and Gloves Use
	Facility-wide Inpatient (FacWIDEIn)	<input type="checkbox"/>	<input type="checkbox"/>

- A. UTI only
- B. All LabID events
- C. CDI LabID event only

Correct Answer

C. CDI LabID event only

Knowledge Check 6:

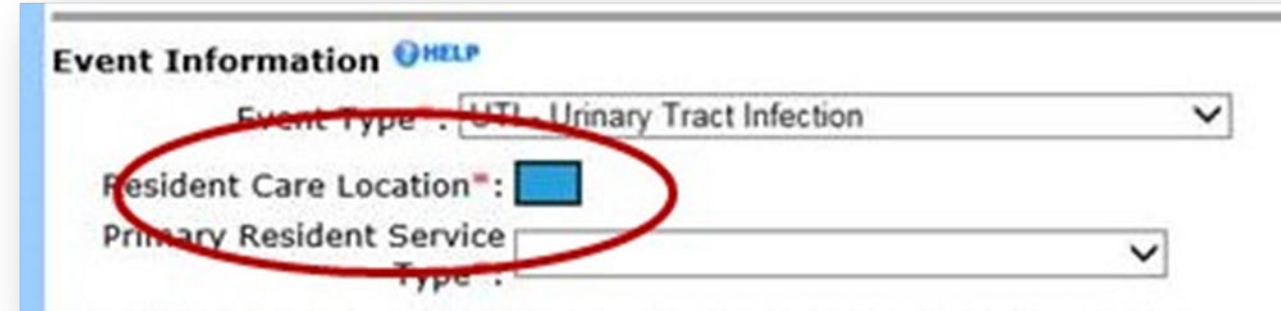
- I'm entering a CDI LabID Event for a resident in my facility, but when I try to select her resident care location, the drop-down box is blank.

What is wrong?

A. The resident doesn't really have CDI.

B. The resident is not really a resident in your facility.

✓ C. The resident care locations have not been set-up (mapped) for your facility, and you must do this before submitting events to NHSN.



The screenshot shows a web form titled "Event Information" with a "HELP" link. It contains three fields: "Event Type" with a dropdown menu showing "UTI: Urinary Tract Infection", "Resident Care Location" with a blank dropdown menu, and "Primary Resident Service" with a dropdown menu. A red oval is drawn around the "Resident Care Location" field, indicating it is the source of the problem.

Knowledge Check 7:

Describe how MDRO LabID event surveillance is performed in a participating NHSN long-term care facility.

- A. The facility uses the CDC's NHSN **laboratory-identified event (LabID Event) metrics** to identify and report residents with selected MDRO in **all resident care locations** in the facility.
- B. The facility uses the CDC's NHSN **healthcare associated infection (HAI) methods** to identify and report residents with selected MDRO in **all resident care locations** in the facility.
- C. The facility uses the CDC's NHSN **laboratory-identified event (LabID Event) metrics** to identify and report residents with selected MDRO in the **skilled nursing locations** in the facility.


Correct Answer

A. The facility uses the CDC's NHSN **laboratory-identified event (LabID Event) metrics** to identify and report residents with selected MDRO in **all resident care locations** in the facility.

Knowledge Check 8:

Based on the *Monthly Summary Data* below, what modules and events did the facility select to participate in for May 2025?

- A. All modules, all Events
- B. MRSA LabID events only
- C. All MDRO LabID Events
- D. MRSA and VRE LabID events only
- E. VRE LabID events only

 **Add Monthly Summary Data**

Mandatory fields marked with *
Fields required for record completion marked with **

Facility ID *:
Month *: May
Year *: 2025

Denominators for Long Term Care Locations
- No long term care locations selected on monthly reporting plan

MDRO & CDI LabID Event Reporting

Location Code			Specific Organism Type								
			MRSA	MSSA	VRE	CephR-Klebsiella	CRE-Ecoli	CRE-Enterobacter	CRE-Klebsiella	C. difficile	MDR-Acinetobacter
Facility-wide Inpatient (FacWIDEIn)	Resident Admissions:	LabID Event (All specimens)	<input checked="" type="checkbox"/>	<input type="checkbox"/>	<input checked="" type="checkbox"/>	<input type="checkbox"/>	<input type="checkbox"/>	<input type="checkbox"/>	<input type="checkbox"/>	<input type="checkbox"/>	<input type="checkbox"/>
	Resident Days:	Report No Events	<input type="checkbox"/> **	<input type="checkbox"/>	<input type="checkbox"/> **	<input type="checkbox"/>	<input type="checkbox"/>	<input type="checkbox"/>	<input type="checkbox"/>	<input type="checkbox"/>	<input type="checkbox"/>

Prevention Process Measures
- No long term care locations selected on monthly reporting plan

Save **Back**

Correct Answer

D. MRSA and VRE LabID events only

Review

Keep in mind the following.....

- Facility wide surveillance is required, which means surveillance must occur in all resident care locations (FacWideIN).
- Testing is performed on unformed/loose stool specimens (conforms to the shape of the container).
- Positive tests collected before a resident's admission to the LTCF or during an admission in another facility are **excluded**.
- **All** CDI LabID events must be submitted to NHSN. Exceptions are not made for duplicate specimens, collection date, admission, etc., since these submitted events are required for categorization and analyses.

NHSN Resources: Long-term Care Facility Component

- NHSN LTCF website: [Long-term Care Facilities \(LTCF\) Component | NHSN | CDC](#)
- NHSN LTCF Surveillance for C. difficile, MRSA, and other Drug-resistant Infections website: [MDRO & CDI | LTCF | NHSN | CDC](#)
 - Training
 - Protocols
 - Data collection forms
 - Tables of instructions for completing all forms
 - Key terms
 - Frequently asked questions and answers
- Questions or Need Help? Contact User Support at nhsn@cdc.gov

Home-Page: LabID Event Surveillance for C. difficile, MRSA, and other Drug-resistant Infections

- Access to event resources
 - Protocols
 - Forms and instructions
 - Support materials such as locations, key terms, and more
 - Analysis resources
 - Frequently Asked Questions

Questions? We'd love to hear from you! Submit a ticket through the ServiceNow portal or e-mail us at nhsn@cdc.gov and include "LTCF" in subject line

MDRO & CDI | LTCF | NHSN | CDC

About NHSN	+	MDRO & CDI Multidrug-Resistant Organism & <i>Clostridioides difficile</i> (MDRO/CDI) Infection Event Reporting Module Using Laboratory-identified Event Methodology Print
Enroll Facility Here	+	
CMS Requirements	+	
Change NHSN Facility Admin		
Resources by Facility	+	Protocols LabID Event Protocol for LTCF – January 2024 [PDF – 500 KB] Component Protocol Changes for LTCF – January 2024 [PDF – 200 KB]
Patient Safety Component	+	
Long-term Care Facility Component	–	Supporting Chapters LTCF – Key Terms and Acronyms [PDF – 200 KB] CDC Location Labels and Locations Descriptions – January 2024 [PDF – 1 MB] Note: This document includes CDC locations and labels for all NHSN facility types. For Long-term Care Facility locations and labels, see pages 28-29. Top of Page Data Collection Forms & Instructions All Data Collection Forms are Print-only MDRO/CDI Events LabID Event Form for LTCF – January 2025 (57.138) [PDF – 182 KB] <ul style="list-style-type: none">◦ Customizable form [DOC – 62 KB]◦ Table of Instructions [PDF – 267 KB]
Respiratory Pathogens Module	+	
Nursing Home Data Dashboard		
MDRO & CDI		
UTI		
Prevention Process Measures		
HCP Flu Vaccination		
LTCF Data Validation Guidance		
Newsletters & Archived Communications		
Dialysis Component	+	LTCF Training Educational Roadmap FAQs LTCF FAQs [PDF – 150 KB] HIPAA Privacy Rule Supporting Materials NHSN Organism List (All Organisms, Common Commensals, MBI Organisms, and UTI Bacteria) January 2021 [XLSX – 300 KB] Guidance Documents <ul style="list-style-type: none">◦ How to Add and Edit Facility CMS Certification Number (CCN) within NHSN [PDF – 1 MB]◦ Change NHSN Facility
Biovigilance Component	+	
Healthcare Personnel Safety Component (HPS)	+	

For any questions or concerns, contact the NHSN Helpdesk

- **NHSN-ServiceNow** to submit questions to the NHSN Help Desk.
- Access new portal at <https://servicedesk.cdc.gov/nhsncsp> .
- If you do not have a SAMS login, or are unable to access ServiceNow, you can still email the NHSN Help Desk at nhsn@cdc.gov.

For more information, contact CDC
1-800-CDC-INFO (232-4636)
TTY: 1-888-232-6348 www.cdc.gov

The findings and conclusions in this report are those of the authors and do not necessarily represent the official position of the Centers for Disease Control and Prevention.

