

How to View Create & Modify Dates within NHSN

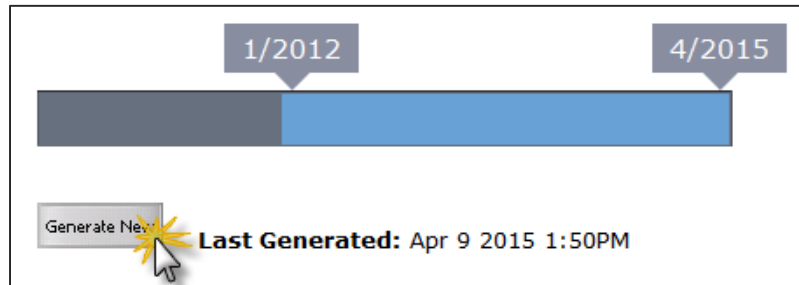
LTAC CLABSI, CAUTI, and MRSA/CDI LabID

Overview

These detailed instructions can be used when trying to determine when monthly reporting plan, event, and summary data were first entered (createDate) or last modified (modifyDate) within NHSN. This guidance is specific to Long Term Acute Care Facilities (LTACs).

Instructions

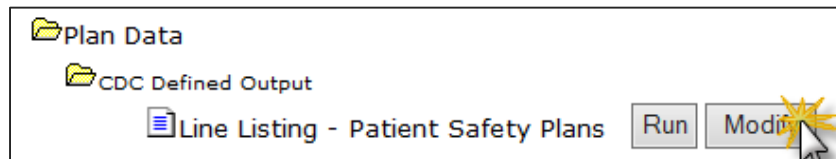
- Prior to running any of the NHSN output reports, generate a new dataset to ensure all data are included in the analyses. A new dataset can be generated by clicking Analysis > Generate Data Sets > Generate New.



- Once a new data set has been generated, navigate to the Advanced folder: Analysis > Output Options > Advanced. All of the below reports will be found in the Advanced analysis folder.

Monthly Reporting Plans

- In the Advanced folder, click Plan Data then CDC Defined Output to display the Line Listing – Patient Safety Plans report. Click Modify to modify the report to limit the time period and show only desired variables.



- On the modification screen, indicate the time period of interest using the Date Variable: planYM and entering the beginning and ending months.

Select a time period or Leave Blank for Cumulative Time Period: [HELP](#)

Date Variable	Beginning	Ending	
planYM <input type="text"/>	01/2015 <input type="text"/>	03/2015 <input type="text"/>	<input type="button" value="Clear Time Period"/>

- Modify the variables to display on the report by clicking Modify List.



- Use “>>” or “<<” to add or remove variables from the Selected Variables column.
 - Include relevant variables such as: planYM, location, bsiPlan, utiPlan, mrsa_labID, mrsa_labIDBld, cdif_labID, createDate, and modifyDate.

Select Variables to include in Line Listing:

Available Variables		Selected Variables
acine_gg	>> All >> << All <<	PSRptPlanID
acine_hh		orgID
acine_infSurv		CCN
acine_labID		planYM
acine_labIDBld		location
cdif_gg		locCDC
cdif_hh		bsiPlan
cdif_infSurv		utiPlan
cephRKleb_gg		mrsa_labID
cephRKleb_hh		mrsa_labIDBld
cephRKleb_infSurv		cdif_labID
cephRKleb_labID		modifyDate
cephRKleb_labIDBld		modifyUserID
clipPlan		createDate
creEcoli_gg		createUserID
creEcoli_hh		
creEcoli_infSurv		
creEcoli_labID		
creKleb_labIDBld		
diPlan		

Up
Down

Save Reset Close

- Click Run to view the modified output.

National Healthcare Safety Network

Line Listing - Plan

As of: May 4, 2015 at 2:17 PM

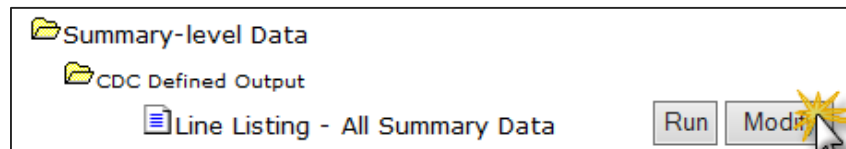
Date Range: PLAN planYM 2015M01 to 2015M03

PSRptPlanID	orgID	CCN	planYM	location	locCDC	bsiPlan	utiPlan	mrsa_labID	mrsa_labIDBld	cdif_labID	modifyDate	modifyUserID	createDate	createUserID
474510	17776	999999	2015M01	FACWIDEIN					Y	Y	05FEB15:17:12	117557	05FEB15:17:12	117557
474510	17776	999999	2015M01	ICU	IN:ACUTE:CC:LTAC	Y	Y				05FEB15:17:12	117557	05FEB15:17:12	117557
474510	17776	999999	2015M01	WARD	IN:ACUTE:WARD:LTAC	Y	Y				05FEB15:17:12	117557	05FEB15:17:12	117557
474511	17776	999999	2015M02	FACWIDEIN				Y	Y		05FEB15:17:12	117557	05FEB15:17:12	117557
474511	17776	999999	2015M02	ICU	IN:ACUTE:CC:LTAC	Y	Y				05FEB15:17:12	117557	05FEB15:17:12	117557
474511	17776	999999	2015M02	WARD	IN:ACUTE:WARD:LTAC	Y	Y				05FEB15:17:12	117557	05FEB15:17:12	117557

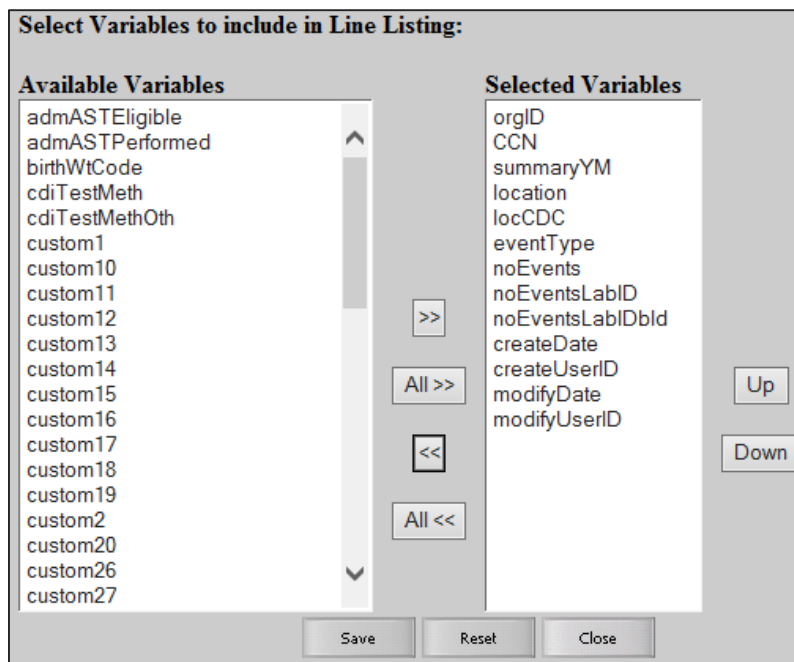
- The output shows the date the reporting plans were first entered into NHSN (createDate) and which user created them (createUserID).
 - The UserID shown in these reports is an NHSN-assigned value and not the UserID assigned by the NHSN Facility Administrator when adding a user. All user information can be found on the individual NHSN user profiles found on the Users tab on the left hand navigation bar within NHSN.
- The “modifyDate” and “modifyUserID” variables show when the data were most recently modified within NHSN. If the “modifyDate” and the “createDate” are the same, the record has not been modified since it was initially entered into NHSN.
- For MRSA Bacteremia reporting, a “Y” in the “mrsa_labIDBld” column means that the reporting plan specifies LabID Event blood specimens only. Choosing to report either all MRSA specimens or only MRSA blood specimens will fulfill the reporting requirements of the CMS LTCH Quality Reporting Program.

Summary Data

- In the Advanced folder, click Summary-level Data then CDC Defined Output to display the available reports. Click Modify next to "Line Listing – All Summary Data" to modify the report to limit the time period and show only desired variables.



- On the modification screen, indicate the time period of interest using the Date Variable: summaryYM and entering the beginning and ending months.
- Modify the variables to display on the report by clicking Modify List.
- Use ">>" or "<<" to add or remove variables from the Selected Variables column.
 - Include relevant variables such as: summaryYM, location, eventType, noEvents, noEventsLabID, noEventsLabIDbld, createDate, and modifyDate.



- Next select the variables to sort the output by clicking Modify List next to "Specify Sort Variables by Clicking."



- Use ">>" or "<<" to add or remove variables from the Selected Variables column. Sort by orgID, summaryYM, and location.

- Click Run to view the modified output.

**National Healthcare Safety Network
Line Listing for All Summary Data**

As of: May 4, 2015 at 4:02 PM

Date Range: PSSUMMARY summaryYM 2015M01 to 2015M03

orgid	CCN	summaryYM	location	loccdc	eventtype	noEvents	noEventsLabID	noEventsLabIDbld	createDate	createUserID	modifyDate	modifyUserID
17776	999999	2015M01	FACWIDEIN		CDIF		N	Y	05FEB15:16:55	117557	09APR15:13:37	117557
17776	999999	2015M01	FACWIDEIN		MRSA			Y	05FEB15:16:55	117557	09APR15:13:37	117557
17776	999999	2015M01	ICU	IN:ACUTE:CC:LTAC	CAU	Y			05FEB15:16:55	117557	29APR15:15:45	117557
17776	999999	2015M01	ICU	IN:ACUTE:CC:LTAC	CLAB	Y			05FEB15:16:55	117557	29APR15:15:45	117557
17776	999999	2015M01	WARD	IN:ACUTE:WARD:LTAC	CAU	Y			05FEB15:16:55	117557	29APR15:15:45	117557
17776	999999	2015M01	WARD	IN:ACUTE:WARD:LTAC	CLAB	Y			05FEB15:16:55	117557	29APR15:15:45	117557
17776	999999	2015M02	FACWIDEIN		CDIF		Y	Y	09APR15:13:37	117557	09APR15:13:37	117557
17776	999999	2015M02	FACWIDEIN		MRSA			Y	09APR15:13:37	117557	09APR15:13:37	117557
17776	999999	2015M02	WARD	IN:ACUTE:WARD:LTAC	CAU	Y			29APR15:15:45	117557	29APR15:15:45	117557
17776	999999	2015M02	WARD	IN:ACUTE:WARD:LTAC	CLAB	N			29APR15:15:45	117557	29APR15:15:45	117557

- This output shows the date the summary data were first entered into NHSN (createDate) and which user created them (createUserID). The “modifyDate” and “modifyUserID” variables show when the data were most recently modified within NHSN.
- If “noEvents,” “noEventsLabID,” or “noEventsLabIDbld” = Y, then the No Events box has been checked on that specific summary record and the event count for that location and month is zero.
- If “noEvents,” “noEventsLabID,” or “noEventsLabIDbld” = N, then at least one event has been reported to that location and month.
- If “noEvents,” “noEventsLabID,” or “noEventsLabIDbld” = “ ”, then no events have been entered and the report no events box has not been checked. Therefore, that location and month is incomplete.

Event Data

- In the Advanced folder, click Event-level Data then CDC Defined Output to display the available reports. Click Modify next to “Line Listing – All Events” to modify the report to limit the time period and show only desired variables.



- On the modification screen, indicate the time period of interest using the Date Variable: eventDate and entering the beginning and ending dates.
- Modify the variables to display on the report by clicking Modify List.

- Use ">>" or "<<" to add or remove variables from the Selected Variables column.
 - Include relevant variables such as: eventID, eventDate, eventType, cdif, mrsa, location, createDate, and modifyDate.

Select Variables to include in Line Listing:

Available Variables		Selected Variables
acine		orgID
admDateYH		eventID
admDateYM		eventDate
admDateYQ		eventType
admDateYr		cdif
admitDate		mrsa
admittedToICU		location
admToDisDays		locCDC
admToEvtDays	>>	createDate
ageAtEvent	All >>	createUserID
ageAtSpec	<<	modifyDate
anesthesia	All <<	modifyUserID
approach		Up
approachDesc		Down
APRV		
asa		
asaDesc		
barrierCap		
birthWtCode		
birthWtCodeDesc		

Save Reset Close

- Next select the variables to sort the output by clicking Modify List next to "Specify Sort Variables by Clicking."
 - Use ">>" or "<<" to add or remove variables from the Selected Variables column. Sort by eventDate and eventType.
- Click Run to view the modified output.

**National Healthcare Safety Network
Line Listing for All Events**

As of: May 4, 2015 at 4:15 PM
Date Range: EVENTS eventDate 01/01/2015 to 03/31/2015

orgID	eventID	eventDate	eventType	cdif	mrsa	location	locCDC	createDate	createUserID	modifyDate	modifyUserID
17776	18244464	01/20/2015	LABID	Y	N	ICU	IN:ACUTE:CC:LTAC	04MAY15:15:25	117557	04MAY15:15:25	117557
17776	18195929	02/16/2015	BSI	N	N	WARD	IN:ACUTE:WARD:LTAC	29APR15:15:57	117557	29APR15:15:57	117557

Additional Resources

- Analysis Quick Reference Guides: <http://www.cdc.gov/nhsn/PS-Analysis-resources/reference-guides.html>
- Analysis Training: <http://www.cdc.gov/nhsn/Training/analysis/index.html>
- Guidance documents for reporting CAUTI data into NHSN: <http://www.cdc.gov/nhsn/cms/index.html#cauti>
- Guidance documents for reporting CLABSI data into NHSN: <http://www.cdc.gov/nhsn/cms/index.html#clabsi>
- Guidance documents for reporting MRSA and CDI LabID data into NHSN: <http://www.cdc.gov/nhsn/cms/index.html#mrsa>