




Sultanate of Oman  
Ministry of National Economy

**Disability Statistics in the Sultanate of Oman  
The Experience of Data Collection During 3 Censuses,  
(1993, 2003, 2010)  
Eleventh Meeting of the Washington Group on Disability  
Statistics**

14<sup>th</sup> – 16<sup>th</sup> November 2011  
Southampton, Bermuda

***Hamed ALDagheishi***



## At A Glance

**Capital:** Muscat

◦ **Geographical Location:** Located in the farthest south east of the Arabian Peninsula and extends between latitudes  $16^{\circ} 40$  and  $26^{\circ} 20$  north and longitudes  $51^{\circ} 50$  and  $59^{\circ} 40$  east. Its western borders are with the United Arab Emirates and the kingdom of Saudi Arabia while the Republic of Yemen lies on its southern borders. The Arabian sea is on east borders. It overlooks two seas ,the Arabian sea and the Gulf of Oman.

**Area:** 309,500 square kilometers

**Length of coast:** Approximately 3,165 kilometers

**Weather:** Hot & humid in summer, moderate in winter

**Population:** 2,773,479 (Census 2010), with expatriates forming 29% of them

**Population density:** 9 person per square kilometer

# Introduction:

- The growing interest and concern about the disabled group of the population, their rights and the importance of integrating them in society led to increasing demand for the provision of data pertinent to them.
- In the Sultanate, the collection of data about the disabled is carried by the Ministry of National Economy, Ministry of Health and the Ministry of Social Development, through Censuses, specialized surveys and administrative records.
- The Ministry of National Economy, however, directed concerted efforts for the provision of a database about this group among the Omani's Society by conducting three consecutive population census (1993 – 2003 – 2010).

## Developments of Disability Data Collection in the three Consecutive Censuses of 1993, 2003 and 2010

1993 Census Questionnaire	2003 Census Questionnaire	2010 Census Questionnaire
<ul style="list-style-type: none"> <li>➤ <b>Type of handicap.</b> - Blind – Lost eye – Lost one or two hands – Lost one or two Legs – Deaf/Dumb – Mentally handicapped - Paralysed</li>   <li>➤ <b>Frequency of difficulties</b> ( Not applicable ).</li>   <li>➤ <b>Period since the start of difficulty</b> ( Not applicable ).</li>   <li>➤ <b>Cause of handicap.</b> - Since birth, illness, car accident, work accident , others.</li> </ul>	<ul style="list-style-type: none"> <li>➤ <b>Area of difficulties:</b> -Seeing, Hearing, Speaking, Hearing and speaking, Learning, Inability to Control Behaviour, Moving from one place to another, Body moving, Gripping &amp; holding things, Personal care, other difficulties.</li>   <li>➤ <b>Frequency of difficulties.</b> - always – sometimes.</li>   <li>➤ <b>Period since the start of difficulty.</b> - less than 6 moths – 6 months &amp; more.</li>   <li>➤ <b>Reason for disability.</b> Since birth, Disease, traffic accident, Work Injury, Mishap, Elderly , other reasons</li> </ul>	<ul style="list-style-type: none"> <li>➤ <b>The main type of difficulty/disability the person is suffering from?</b> 1. Seeing, even if wearing glasses 2. Hearing, even if wearing earphone 3. Walking or climbing up steps 4. Remembering or concentrating 5. Taking care of him/herself 6. Communicating in normal language 7. Movement of the upper part of the body</li> <li>➤ <b>The level of this difficulty / disability?</b> 1. Some difficulty 2. Enormous difficulty 3. Cannot do at all</li> <li>➤ <b>The main reason for this difficulty / disability?</b> 1. Since birth 2. Disease 3. Car accident 4. Work injury 5. Old age 6. Other</li> </ul>

# 1993 Census:

- ❖ The 1993 Census was the first experience for the Sultanate with regard to collection of disability data.
- ❖ The 1993 census questionnaire embodied two questions in relation to this population group:
  - ❖ **Type of handicap.(7)**
  - ❖ - Blind – Lost eye – Lost one or two hands – Lost one or two Legs – Deaf/Dumb – Mentally handicapped - Paralysed
- ❖ **Reason for handicap.(5)**
  - Since birth, illness, car accident, work accident , others.
- ❖ The percentage of Omanis with **handicaps** reached about 1.9% of the total Omani population, according to the results of the 1993 Census.

# 2003 Census:

- ❖ 2003 Census adopted the definition endorsed by the United Nations in 1998 which considers the disabled as the person faced with continuous difficulties which impair his/her ability to exercise a number of activities which are appropriate to his capabilities.
  
- ❖ The 2003 Census of the Sultanate collected data about Omanis who face body or mental difficulty in carrying out their day to day activities at home, school or work.
  
- ❖ The questions were based on international classification for disability, which included the following:
  - **Area of difficulty.**
  - **Frequency of difficulty.**
  - **Period since start of difficulty.**
  - **Period since start of difficulty**

# 2003 Census (Cont.):

## **-Area of difficulty.(11)**

-Seeing, Hearing, Speaking, Hearing and speaking, Learning, Inability to Control Behaviour, Moving from one place to another, Body moving, Gripping & holding things, Personal care, other difficulties.

## **-Frequency of difficulty.**

-always – sometimes.

## **-Period since start of difficulty.**

- less than 6 moths – 6 months & more.

## **- Period since start of difficulty .(7)**

o Since birth, Disease , Traffic accident, Work Injury, Mishap, Elderly , other reasons



## Most important results in the area of disability drawn from 2003 Census Data

- ❖ Omani with **difficulty** reached 41303 individuals according to 2003 Census,
  - representing 2.3% of the total Omani Population.
- ❖ The distributions of the disabled by gender shows that disability spreads among males by a slightly higher percentage than among females.
- ❖ Disabled males whose number reached 23086 persons according to 2003 Census, accounted for 56% of the total disabled and 2.3% of the total Omani male population.
- ❖ Disabled females on the other hand, reached 18217, or around 2% of total female Omani population.
  - It is worth mentioning that the negative aspects of the 2003 Census form, is that, the respondents have the option to choose the person who would be authorized for disability, in the sense that the question is not for every member of the family.
  - This may be a justification for obtaining a low rate of disability at that

## **A new disability concept in the 2010 Census**

- ❖ The new measure of disability depends on the principles of equal opportunities in exercising day to day functions.
- ❖ The 2010 General Population Census identified seven dimensions of disability ,This group include people who face more difficulties in performing basic activities such as walking or hearing, even if these difficulties were eased by the use of aids or by living in a supportive environment or availed with abundant resources.

### **2010 Census included the following questions:**

- **The main type of difficulty/disability the person is suffering from?**
- **The level of this difficulty / disability?**
- **The main reason for this difficulty / disability?**

- ❖ Questions were as follows:

Does (X) suffers any **difficulty/ disability** in exercising daily life?

1. Seeing, even if wearing glasses
2. Hearing, even if wearing earphone
3. Walking or climbing up steps
4. Remembering or concentrating
5. Taking care of him/herself
6. Communicating in normal language
7. Movement of the upper part of the body

## **A new disability concept in the 2010 Census (Cont.)**

❖ **Three levels or degrees of difficulties** were identified for each dimension comprising of (Some difficulty, Enormous difficulty, cannot do at all)

❖ **Together with identifying six reasons** (Since birth , Disease, Car accident, work injury, Old age, Others).

○ It is worth noting that the name was specifically used. Does (X) suffers any difficulty/disability in exercising daily life? The question ensures asking the respondent about all family members in terms of the presence of disabilities, their type and causes.

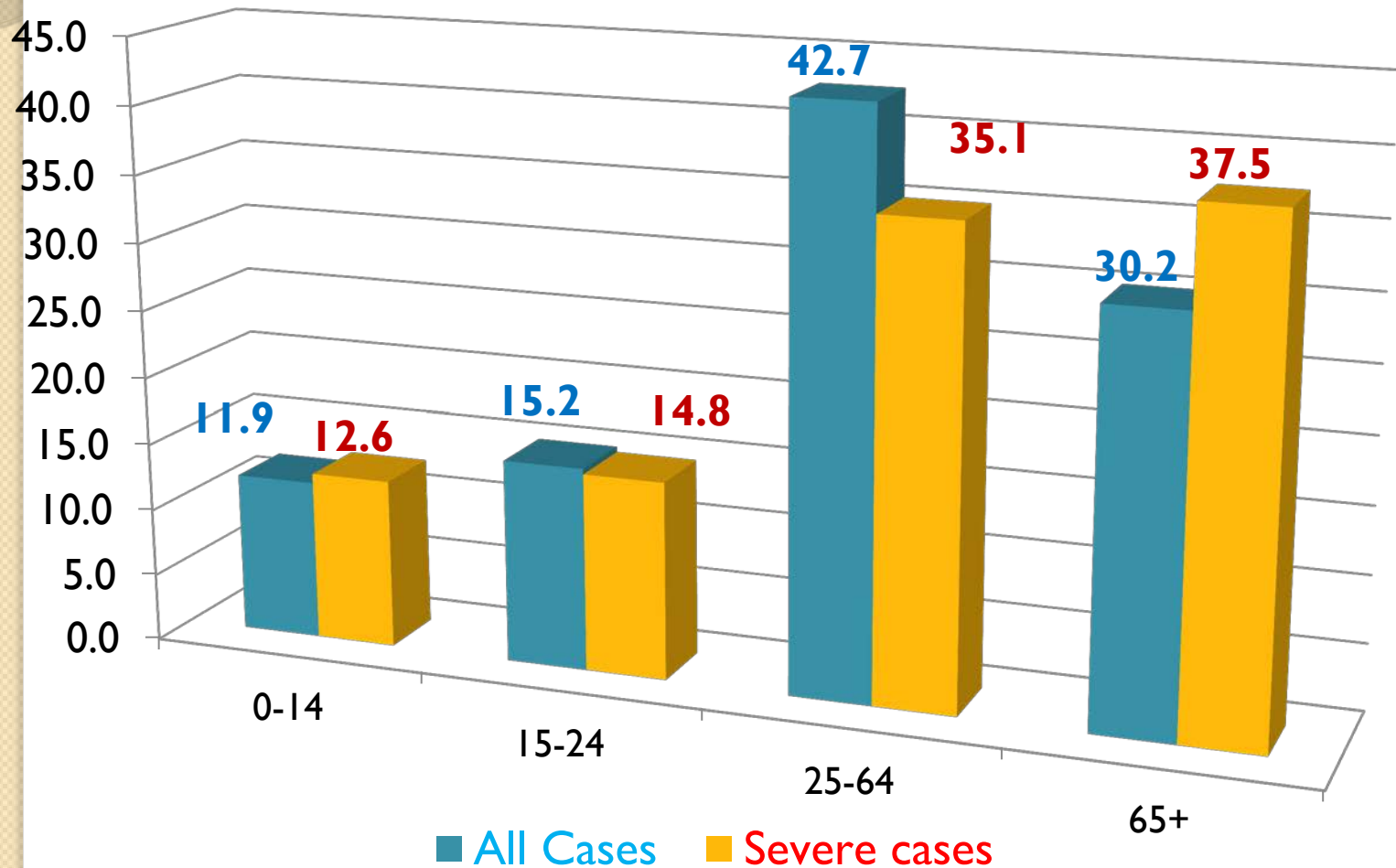
○ It is important to note that the recommendations of the Statistical Commission at its annual meeting in early 2010, included a recommendation to adopt the short questions of the Washington Group as drafted by the group used by countries to monitor disability in Census 2010. These questions included 6 areas only. The Sultanate has seen its appropriate to add a seventh question to collect more data.

## Most important results in the area of disability derived from the 2010 Census

- ❖ The number of disabled/those with particular difficulties among Omanis reached 62,506 individuals, representing 3.2% of the total Omani population.
- ❖ According to the results of the 2010 Census, The distribution of disabled by gender revealed that disability was more spread among males than females, where their total number of disabled males was 32,787 (53.3%), while the females with disability reached 28,719 (46.7%).
- ❖ The percentage of Males with disability was 3.4% of total males and the percentage of Females was 3.0% of all females.
- It should be noted that an individual whose answer was (Yes) to the question about degree of difficulty: some difficulty, has a disability / difficulty , has not been ruled out of the total of those who have difficulty / disability because we have included the term disability in the question and therefore we expect individual who has simple difficulty does not have to answer the question, and therefore should be outside the circle of people with difficulty / disability.

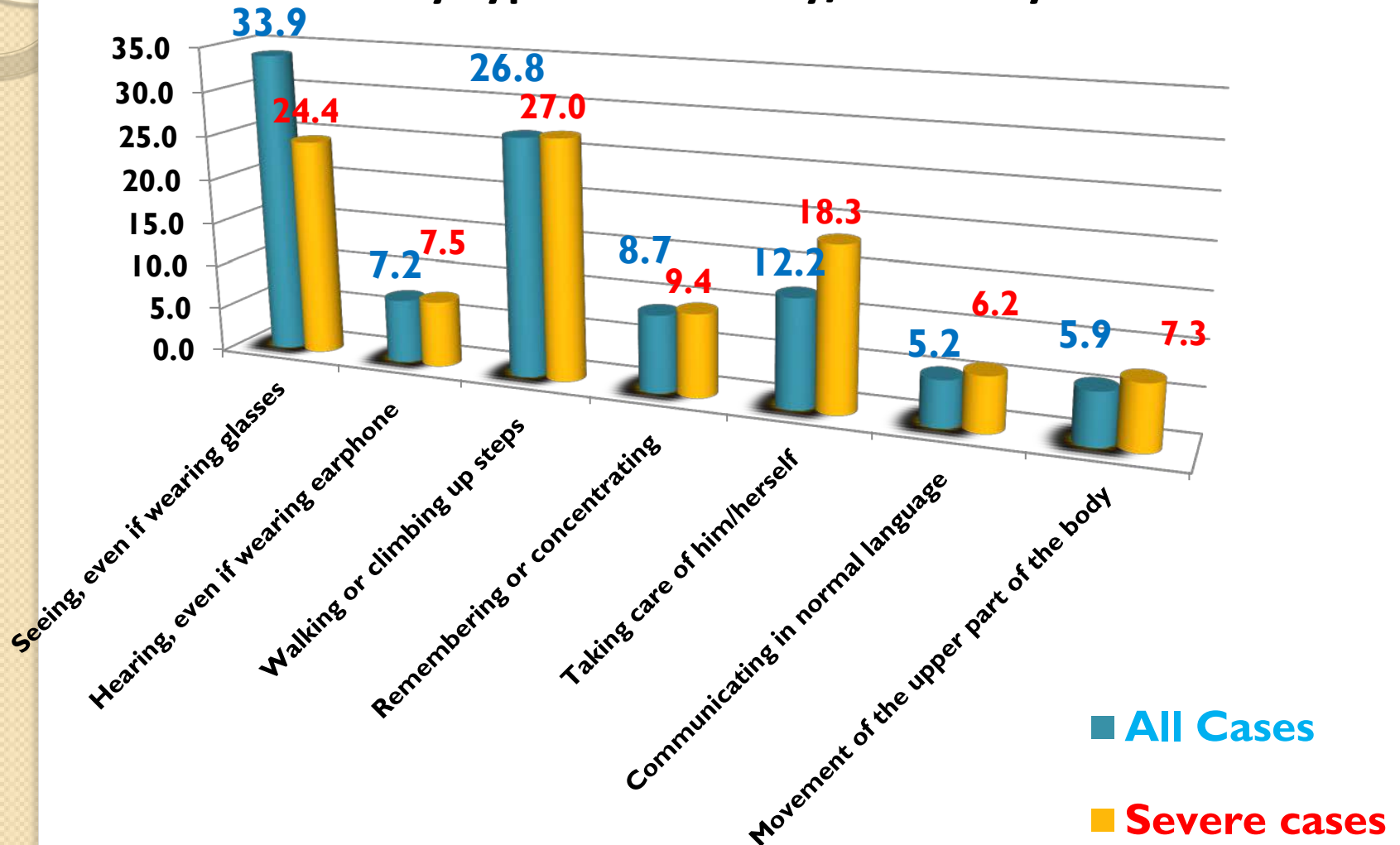
## Most important results in the area of disability derived from the 2010 Census (Cont.)

### Distribution of disabled by age group



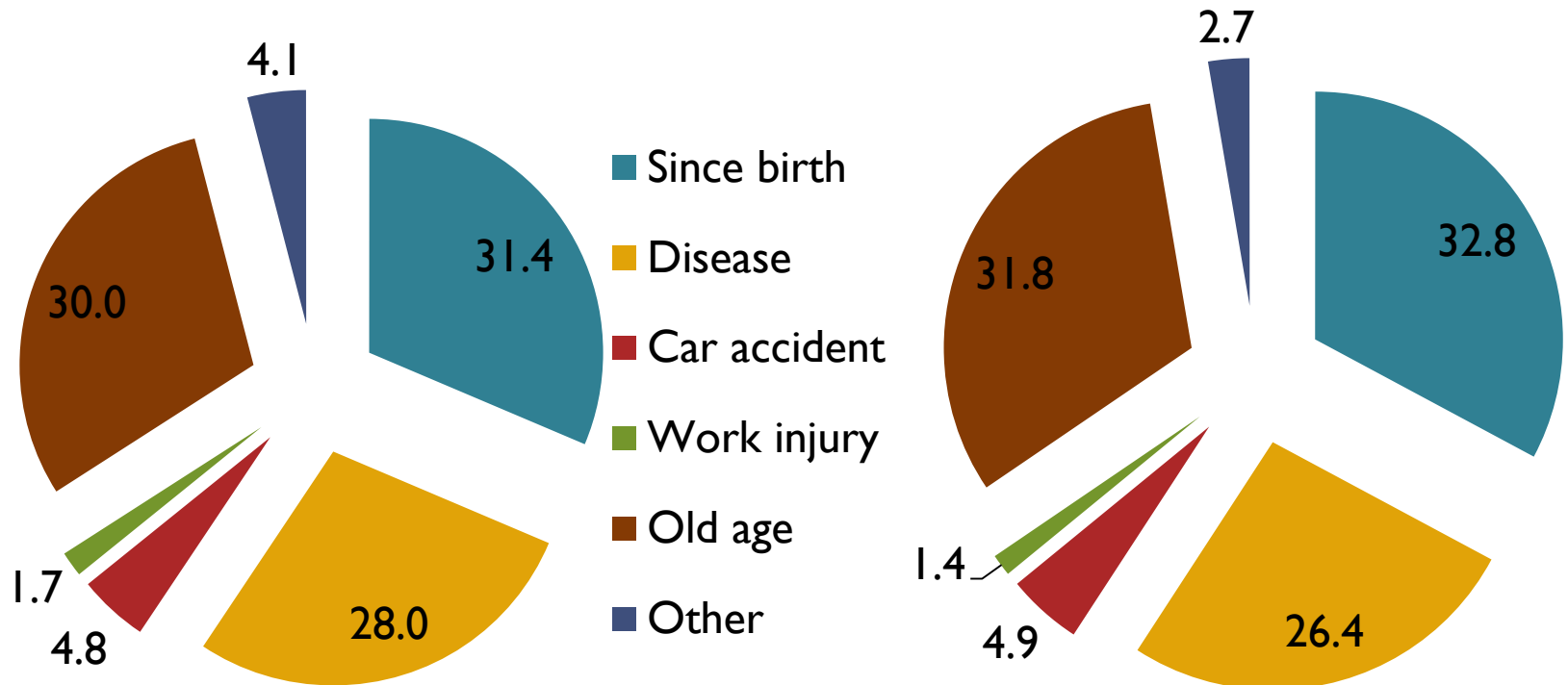
## Most important results in the area of disability derived from the 2010 Census (Cont.)

### Distribution of Omanis who suffer from difficulty/disability by type of difficulty/disability



# Most important results in the area of disability derived from the 2010 Census (Cont.)

Distribution of Omanis who suffer from difficulty/disability by reason of difficulty/disability



All Cases

Severe cases

## Conclusion

- ❖ The first Census of 1993 has provided preliminary data base about disability and disabled in the Sultanate.
- ❖ The 2003 Census succeeded in updating and developing this database, but the introduction of changes to the question about disability in the 2003 Census was not enough for the provision of an accurate diagnosis of the real status of disability.
- ❖ During the 2010 Census the word “Disability” was introduced again to the question together with word “difficulty” to give a wider meaning to the question and to avoid the recurrence of the confusion of the 2003 Census.




## Conclusion (Cont.)

- ❖ The new methodology adopted by the 2010 census for collecting data on disability which was based on the recommendations of the Washington Group for Disability Statistics, gave the gathered data more reliability which reveals more response and understanding on the part of the researched.
- ❖ This reliability was more obvious through the spread of the rate of disability in the Sultanate in 2010 to around 32 persons per 1000 Omani population compared to 23 persons per 1000 Omani population in 2003.
- ❖ This rate although less than the international rate which ranged between 50-80 per thousand population, but better than the previous index and close to the international index.

## Conclusion (Cont.)

- ❖ It's worth to mentioning that, the International Health Survey 1995 and the last survey of 2007 collected data on the difficulties faced by Omanis in the Sultanate but used different classifications which were incomparable with the disability classifications followed by the Census.

# Thanks for your attention



15/11/2011