

National Study of Long-Term Care Providers

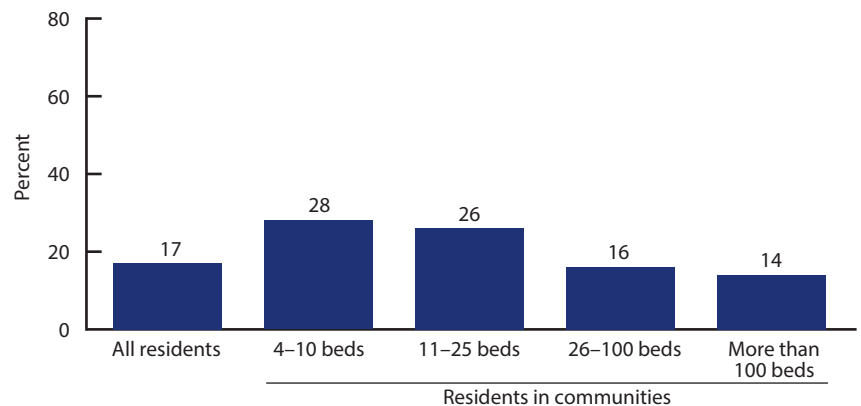
Selected Findings

Assisted Living and Similar Residential Care Communities and Their Residents

Each day in 2012, about 22,200 assisted living and similar residential care communities provided long-term care services to approximately 713,300 residents nationwide.

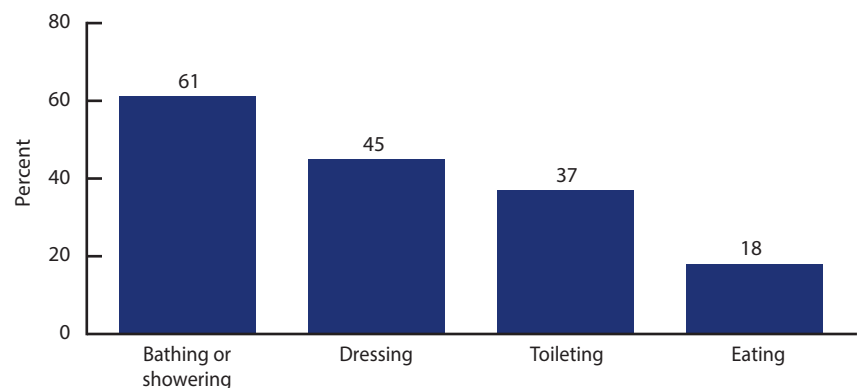
Medicaid participation by community size

- About 17% of all residents had some or all of their long-term care services paid for by Medicaid in the prior 30 days.
- Smaller communities had a higher proportion of Medicaid beneficiaries than larger communities.



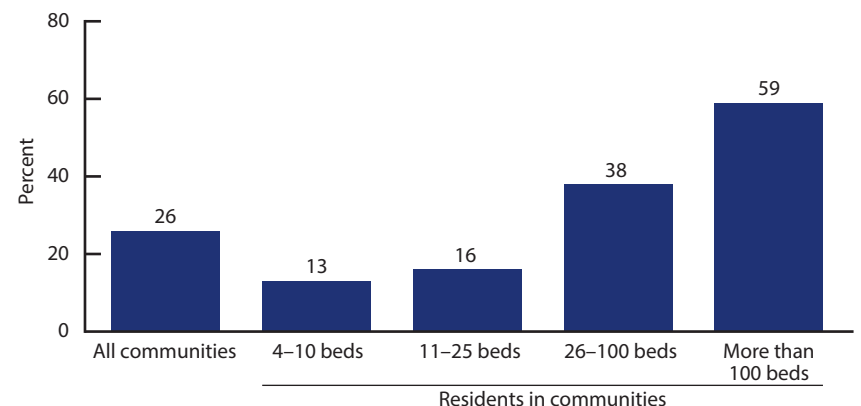
Needing assistance with activities of daily living among residential care residents

- More than 6 in 10 residents needed assistance with bathing, including any help or supervision from another person, or use of special equipment.



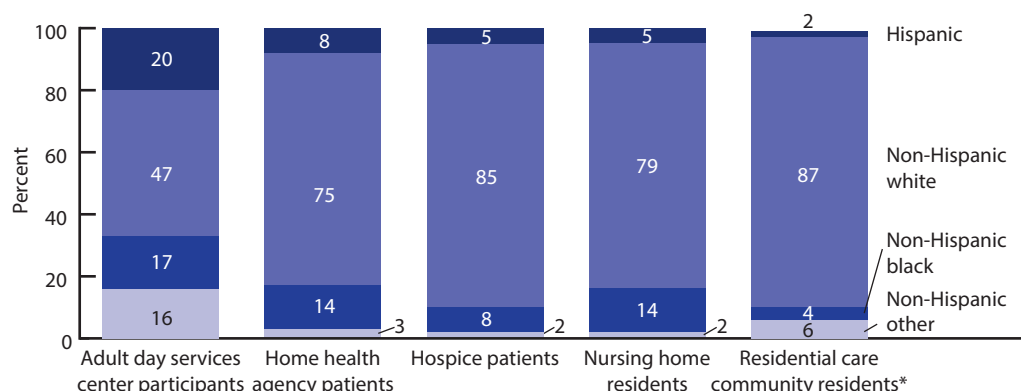
Dementia special care by community size

- About one-quarter of all communities had a distinct unit, wing, or floor designated as a dementia or Alzheimer's special care unit, or only served adults with Alzheimer's disease or other dementias.
- The proportion of larger communities that provided dementia special care was higher than that of smaller communities.

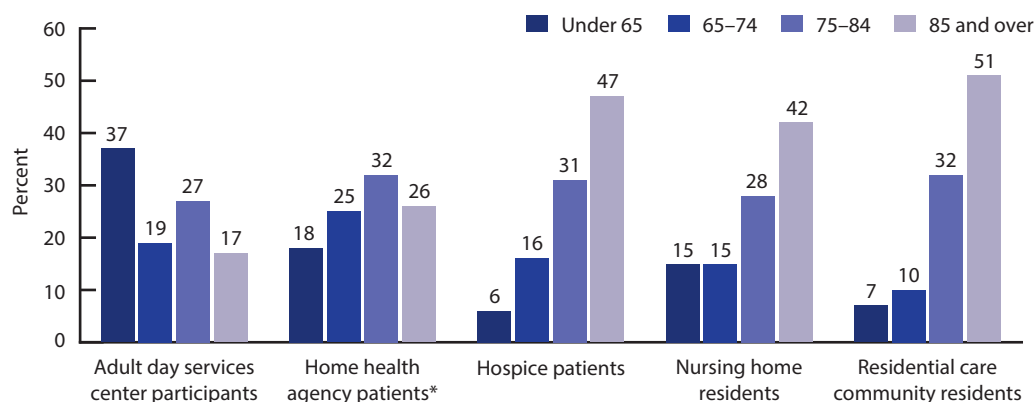


Residents in Assisted Living and Similar Residential Care Communities and Users of Other Long-Term Care Services Providers

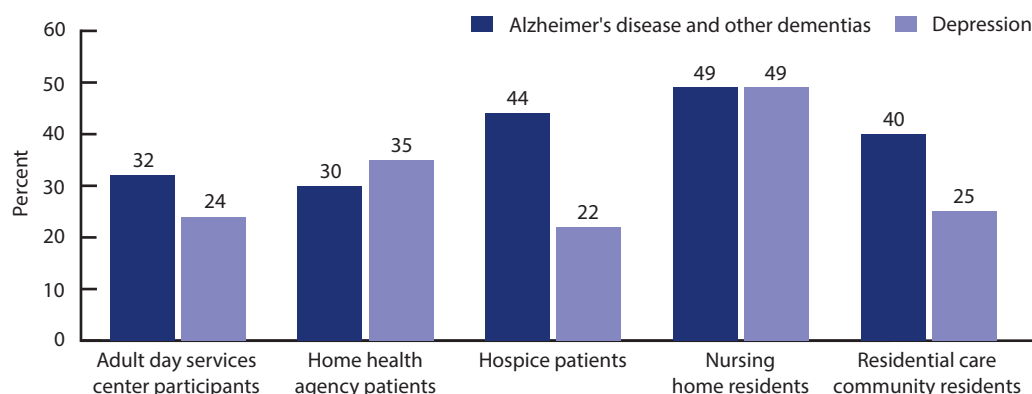
Residential care communities served the highest proportion of non-Hispanic white residents among the five provider sectors examined.



Residential care communities served the highest proportion of residents aged 85 years and over.



About 4 in 10 residents in residential care communities had ever been diagnosed with Alzheimer's disease and other dementias.



* Percentages may not add to 100 because of rounding.

Source: Long-Term Care Services in the United States: 2013 Overview. Available at http://www.cdc.gov/nchs/nsltcp/nsltcp_products.htm.