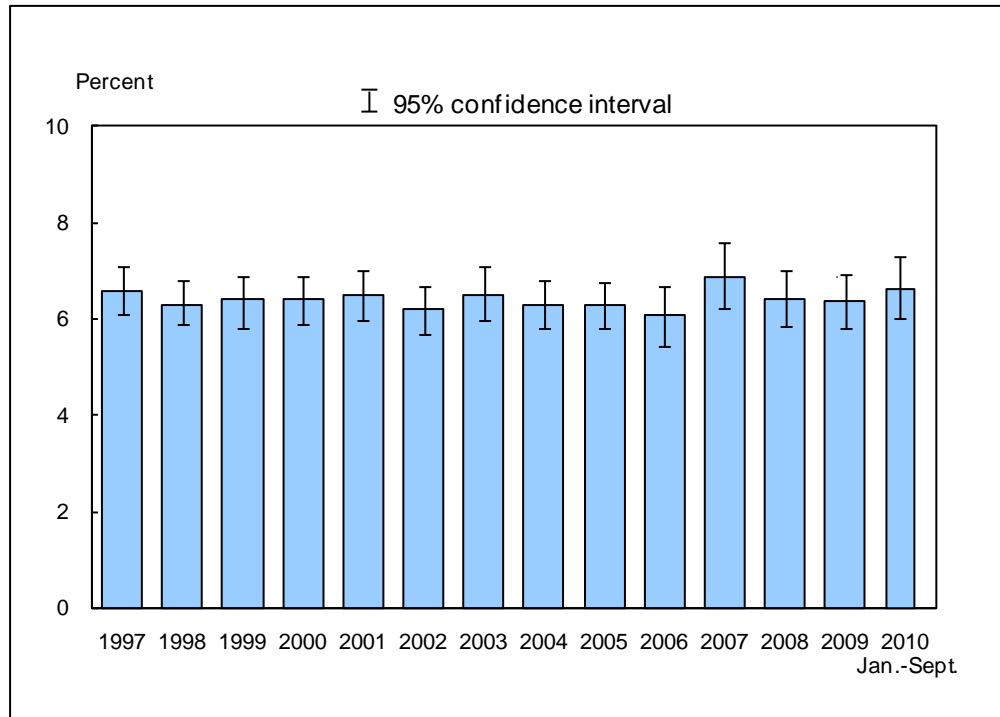


Figure 12.1. Percentage of adults aged 65 years and over who need help with personal care from other persons: United States, 1997–September 2010

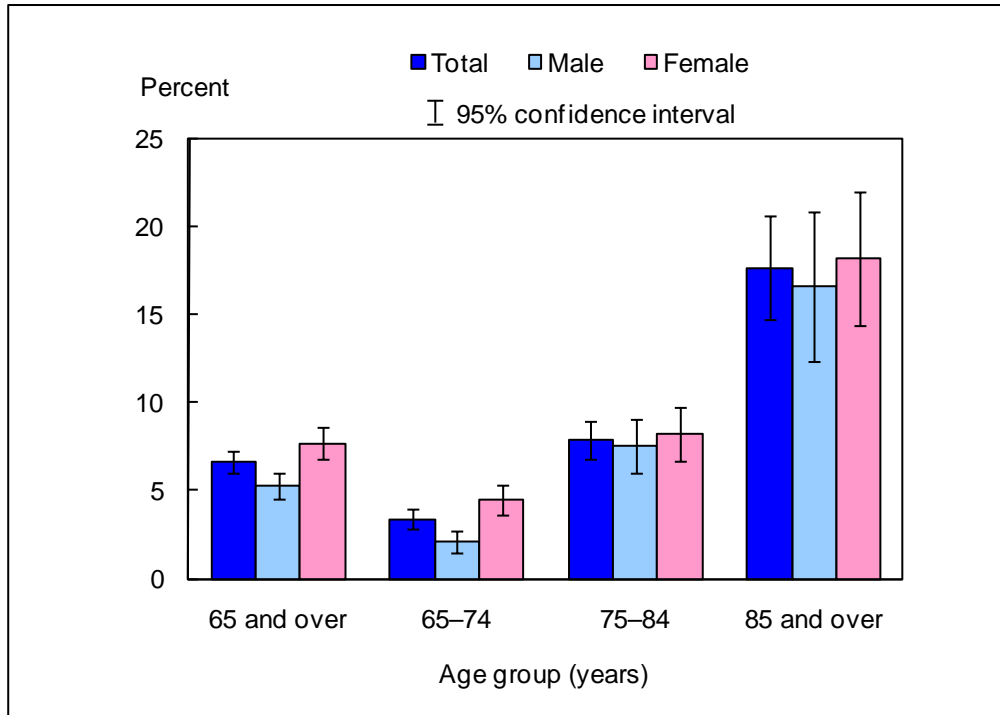


NOTES: Personal care needs, or activities of daily living (ADLs), include eating, bathing, dressing, and getting around inside the person’s home. The analyses excluded persons with unknown information on personal care needs (about 0.0% of respondents each year). Beginning with the 2003 data, the National Health Interview Survey transitioned to weights derived from the 2000 census. In this Early Release, estimates for 2000–2002 were recalculated using weights derived from the 2000 census. See “About This Early Release” for more details.

DATA SOURCE: CDC/NCHS, National Health Interview Survey, 1997–September 2010, Family Core component. Data are based on household interviews of a sample of the civilian noninstitutionalized population.

- For January–September 2010, 6.6% (95% confidence interval = 6.01%–7.28%) of adults aged 65 years and over needed help with personal care from other persons. This estimate was not significantly different from the 2009 estimate of 6.4%.
- The percentage of older adults who needed help with personal care from other persons ranged from 6.1% in 2006 to 6.9% in 2007.

Figure 12.2. Percentage of adults aged 65 years and over who need help with personal care from other persons, by age group and sex: United States, January–September 2010

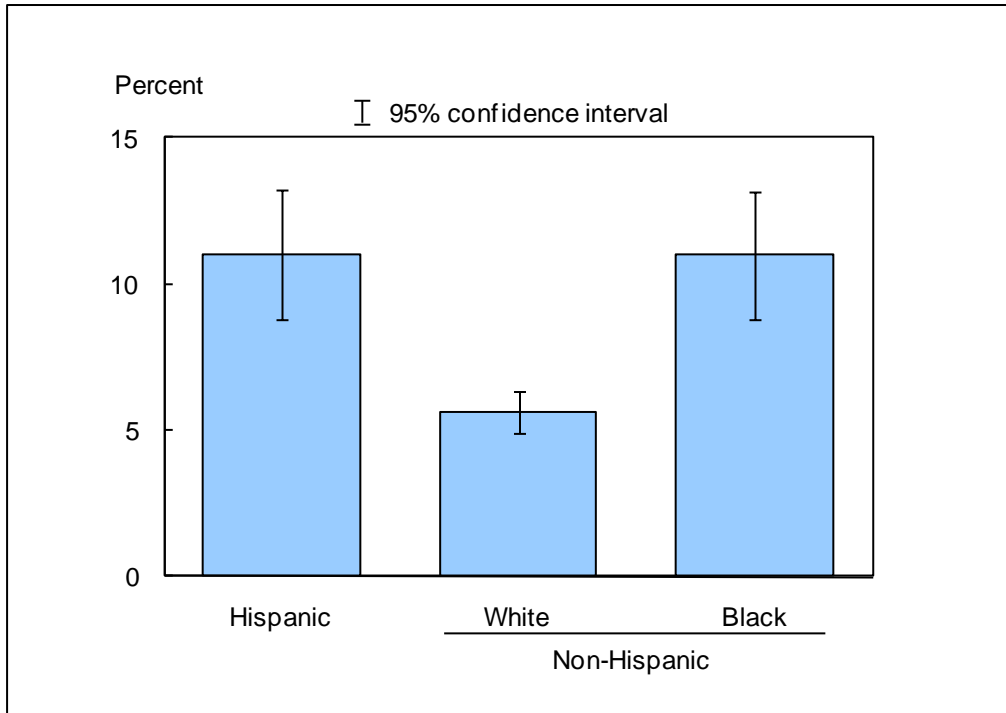


NOTES: Personal care needs, or activities of daily living (ADLs), include eating, bathing, dressing, and getting around inside the person’s home.

DATA SOURCE: CDC/NCHS, National Health Interview Survey, January–September 2010, Family Core component. Data are based on household interviews of a sample of the civilian noninstitutionalized population.

- For both sexes combined, adults aged 85 years and over (17.6%) were more than five times as likely as adults aged 65–74 (3.4%) to need help with personal care from other persons.
- For adults aged 65–74 years, women were more likely than men to need help with personal care.

Figure 12.3. Age-sex-adjusted percentage of adults aged 65 years and over who need help with personal care from other persons, by race/ethnicity: United States, January–September 2010



NOTES: Personal care needs, or activities of daily living (ADLs), include eating, bathing, dressing, and getting around inside the person's home. Estimates are age-sex-adjusted using the projected 2000 U.S. population as the standard population and using three age groups: 65–74 years, 75–84 years, and 85 years and over.

DATA SOURCE: CDC/NCHS, National Health Interview Survey, January–September 2010, Family Core component. Data are based on household interviews of a sample of the civilian noninstitutionalized population.

- The age-sex-adjusted percentage of persons who needed help with personal care from other persons was 11.0% for Hispanic persons, 5.6% for non-Hispanic white persons, and 11.0% for non-Hispanic black persons.
- Non-Hispanic white persons were less likely to need help with personal care from other persons than Hispanic persons or non-Hispanic black persons.

Data tables for Figures 12.1–12.3:

Data table for Figure 12.1. Percentage of adults aged 65 years and over who need help with personal care from other persons: United States, 1997–September 2010

Year	Percent	95% confidence interval
1997	6.6	6.1-7.1
1998	6.3	5.9-6.8
1999	6.4	5.8-6.9
2000	6.4	5.9-6.9
2001	6.5	6.0-7.0
2002	6.2	5.7-6.7
2003	6.5	6.0-7.1
2004	6.3	5.8-6.8
2005	6.3	5.83-6.76
2006	6.1	5.44-6.69
2007	6.9	6.21-7.58
2008	6.4	5.84-7.03
2009	6.4	5.80-6.92
Jan.-Sept. 2010	6.6	6.01-7.28

NOTES: Beginning with the 2003 data, the National Health Interview Survey transitioned to weights derived from the 2000 census. In this Early Release, estimates for 2000–2002 were recalculated using weights derived from the 2000 census. See "About This Early Release" for more details.

DATA SOURCE: CDC/NCHS, National Health Interview Survey, 1997–September 2010, Family Core component. Data are based on household interviews of a sample of the civilian noninstitutionalized population.

Data table for Figure 12.2. Percentage of adults aged 65 years and over who need help with personal care from other persons, by age group and sex: United States, January–September 2010

Age and sex	Percent	95% confidence interval
65-74 years, total	3.4	2.81-3.95
65-74 years, male	2.1	1.46-2.77
65-74 years, female	4.5	3.58-5.34
75-84 years, total	7.9	6.79-8.99
75-84 years, male	7.5	5.97-9.03
75-84 years, female	8.2	6.63-9.71
85 years and over, total	17.6	14.67-20.60
85 years and over, male	16.6	12.35-20.80
85 years and over, female	18.2	14.41-22.00
65 years and over (crude ¹), total	6.6	6.01-7.28
65 years and over (crude ¹), male	5.3	4.54-6.04
65 years and over (crude ¹), female	7.7	6.75-8.62
65 years and over (age-adjusted ²), total	6.7	6.08-7.37
65 years and over (age-adjusted ²), male	5.8	4.98-6.62
65 years and over (age-adjusted ²), female	7.5	6.54-8.38

¹Crude estimates are presented in the figure.

²Estimates are age-adjusted using the projected 2000 U.S. population as the standard population and using three age groups: 65–74 years, 75–84 years, and 85 years and over.

DATA SOURCE: CDC/NCHS, National Health Interview Survey, January–September 2010, Family Core component. Data are based on household interviews of a sample of the civilian noninstitutionalized population.

Data table for Figure 12.3. Age-sex-adjusted percentage of adults aged 65 years and over who need help with personal care from other persons, by race/ethnicity: United States, January–September 2010

Race/ethnicity	Percent ¹	95% confidence interval
Hispanic or Latino	11.0	8.79-13.23
Not Hispanic or Latino, single race, white	5.6	4.91-6.32
Not Hispanic or Latino, single race, black	11.0	8.80-13.18

¹Estimates are age-sex-adjusted using the projected 2000 U.S. population as the standard population and using three age groups: 65–74 years, 75–84 years, and 85 years and over.

DATA SOURCE: CDC/NCHS, National Health Interview Survey, January–September 2010, Family Core component. Data are based on household interviews of a sample of the civilian noninstitutionalized population.