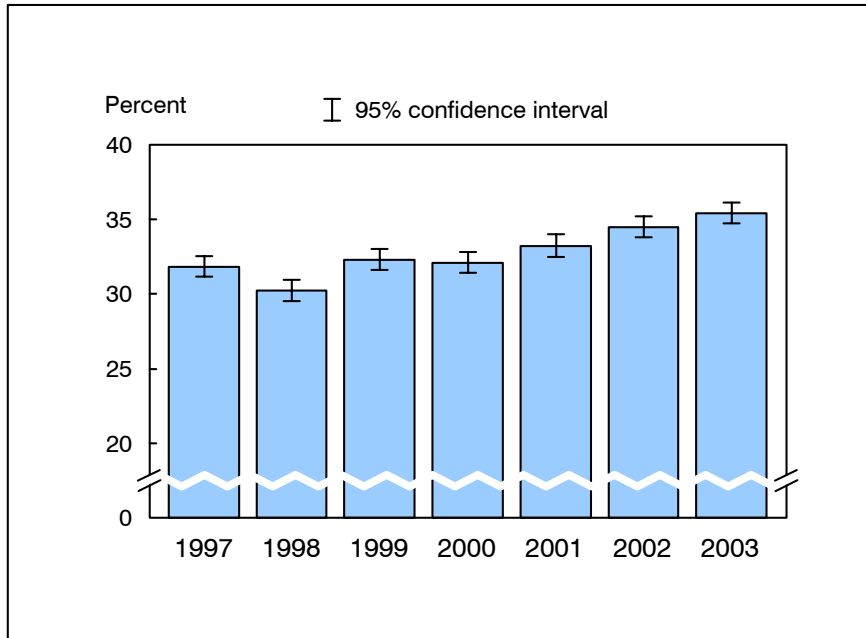


**Figure 10.1. Percent of adults aged 18 years and over who had ever been tested for HIV: United States, 1997-2003**

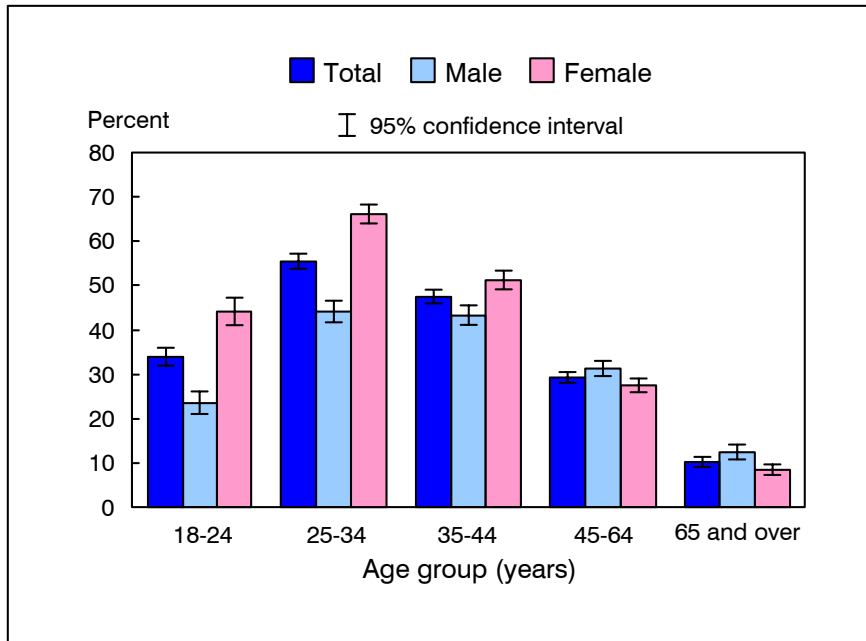


NOTES: The analyses excluded those with unknown human immunodeficiency virus (HIV) test status (about 4% of respondents each year). CI is confidence interval. Beginning with the 2003 data, the National Health Interview Survey transitioned to weights derived from the 2000 census. In this Early Release, estimates for 2000-02 were recalculated using weights derived from the 2000 census. See "About This Release" and appendix tables in this release for more details.

DATA SOURCE: Sample Adult Core component of the 1997-2003 National Health Interview Surveys

- In 2003, the percent of U.S. adults who had ever been tested for HIV was 35.4% (95% CI = 34.7%-36.1%), continuing an increase in the estimate of adults who had ever had an HIV test.
- The annual percent of adults who had ever had an HIV test increased from 30.2% in 1998 to 35.4% in 2003.

**Figure 10.2. Percent of adults aged 18 years and over who had ever been tested for HIV, by age group and sex: United States, 2003**



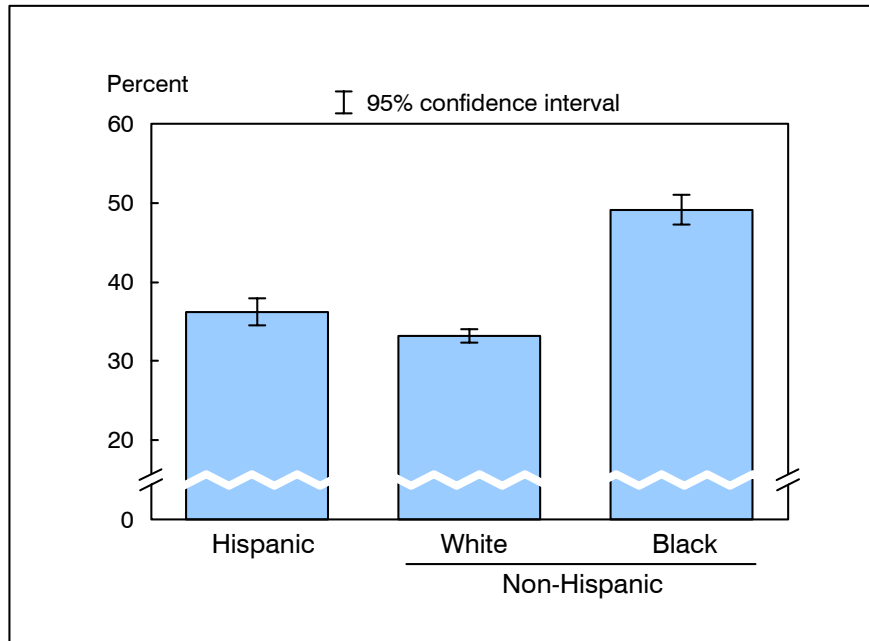
NOTES: The analyses excluded 1,405 adults (4.6%) with unknown HIV test status.

DATA SOURCE: Sample Adult Core component of the 2003 National Health Interview Survey.

■ For both sexes combined, the percent of persons who ever had an HIV test was highest among adults aged 25-34 years (55.3%) and lowest among adults aged 65 years and over (10.1%).

■ For age groups 18-24 years, 25-34 years, and 35-44 years, women were more likely than men to have ever had an HIV test, whereas for age groups 45-64 years and 65 years and over, women were less likely than men to have ever had an HIV test.

**Figure 10.3. Age-sex-adjusted percent of adults aged 18 years and over who had ever been tested for HIV, by race/ethnicity: United States, 2003**



NOTES: The analyses excluded 1,405 adults (4.6%) with unknown HIV test status. Estimates are age-sex-adjusted to the 2000 projected U.S. standard population using five age groups: 18-24 years, 25-34 years, 35-44 years, 45-64 years, and 65 years and over.

DATA SOURCE: Sample Adult Core component of the 2003 National Health Interview Survey.

- The age-sex-adjusted percents of persons who ever had an HIV test were 36.2% for Hispanic persons, 33.2% for non-Hispanic white persons, and 49.1% for non-Hispanic black persons.
- Of the three race/ethnicity groups, non-Hispanic black persons were most likely to have ever had an HIV test.

## Data tables for figures 10.1-10.3:

**Data table for figure 10.1. Percent of adults aged 18 years and over who had ever been tested for HIV: United States, 1997-2003**

Year	Percent	95% confidence interval
1997	31.8	31.1-32.5
1998	30.2	29.5-30.9
1999	32.3	31.6-33.0
2000	32.1	31.4-32.8
2001	33.2	32.5-34.0
2002	34.5	33.8-35.2
2003	35.4	34.7-36.1

**Data table for figure 10.2. Percent of adults aged 18 years and over who had ever been tested for HIV, by age group and sex: United States, 2003**

Age and sex	Percent	95% confidence interval
<b>18-24 years</b>		
Total	33.9	31.9-35.9
Men	23.6	21.1-26.2
Women	44.1	41.1-47.2
<b>25-34 years</b>		
Total	55.3	53.6-56.9
Men	44.1	41.7-46.5
Women	66.1	64.1-68.2
<b>35-44 years</b>		
Total	47.4	45.9-48.9
Men	43.3	41.1-45.4
Women	51.3	49.2-53.4
<b>45-64 years</b>		
Total	29.3	28.2-30.5
Men	31.3	29.6-33.1
Women	27.5	26.0-29.0
<b>65 years and over</b>		
Total	10.1	9.1-11.2
Men	12.3	10.7-14.0
Women	8.5	7.3-9.8

**Data table for figure 10.3. Age-sex-adjusted percent of adults aged 18 years and over who had ever been tested for HIV, by race/ethnicity: United States, 2003**

<b>Race/ethnicity</b>	<b>Percent<sup>1</sup></b>	<b>95% confidence interval</b>
<b>Hispanic or Latino</b>	36.2	34.6-37.9
<b>Not Hispanic or Latino</b>		
<b>White, single race</b>	33.2	32.4-34.0
<b>Black, single race</b>	49.1	47.2-51.0

<sup>1</sup>Estimates are age-sex-adjusted to the 2000 projected U.S. standard population using five age groups: 18-24 years, 25-34 years, 35-44 years, 45-64 years, and 65 years and over.