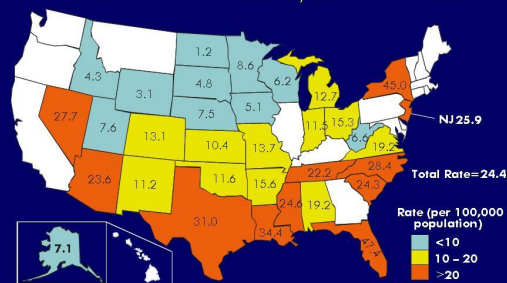




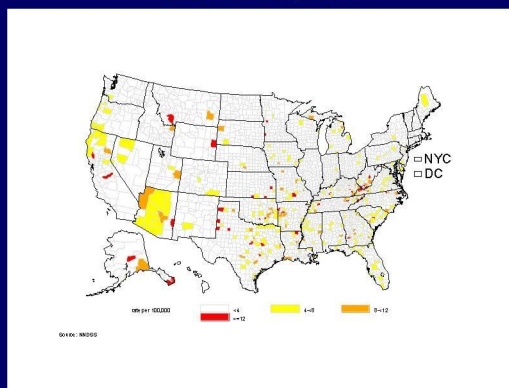
# Geographic heterogeneity in epidemics of HIV/AIDS, Hepatitis B, TB, and Selected STDs

Estimated Diagnosis Rates of HIV/AIDS for Adults and Adolescents, 2005—33 States



Note: Data include persons with a diagnosis of HIV infection regardless of AIDS status at diagnosis. Data from 33 states with confidential name-based HIV infection reporting areas of least 2001. Data have been adjusted for reporting delays.

Incidence of Acute Hepatitis B, by County, United States, 2005

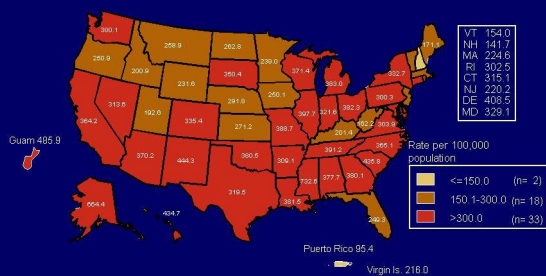


TB Case Rates,\* United States, 2005

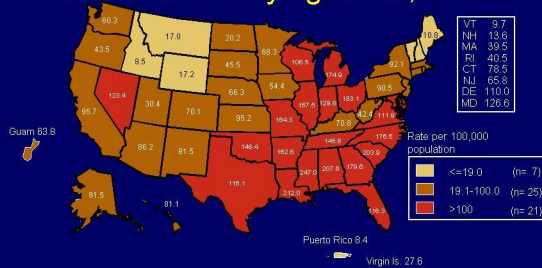


\*Cases per 100,000.

Chlamydia — Rates by state: United States and outlying areas, 2005

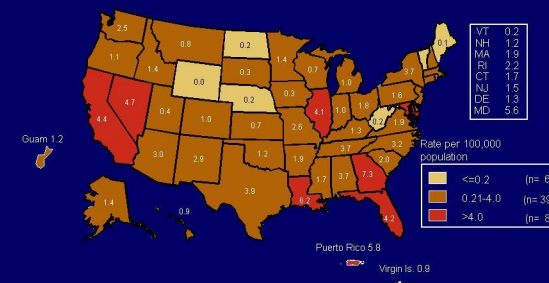


Gonorrhea — Rates by state: United States and outlying areas, 2005



Note: The total rate of gonorrhea for the United States and outlying areas (Guam, Puerto Rico and Virgin Islands) was 114.2 per 100,000 population.

Primary and secondary syphilis — Rates by state: United States and outlying areas, 2005



Note: The total rate of P&S syphilis for the United States and outlying areas (Guam, Puerto Rico and Virgin Islands) was 3.0 per 100,000 population.