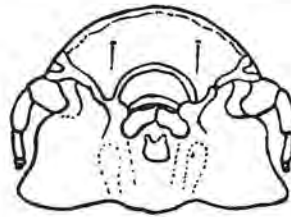


MALLOPHAGA: PICTORIAL KEY TO SPECIES INFESTING PIGEONS
Harold George Scott and Chester J. Stojanovich

maxillary palps present



maxillary palps absent



forehead with spines



Hohorstiella lata
 LARGE PIGEON BODY LOUSE

forehead without spines
 femur III with comb femur III without comb

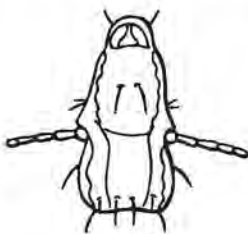


Colpocephalum turbinatum
 SMALL PIGEON BODY LOUSE



Bonomiella columbae
 PIGEON VENT LOUSE

head longer than wide



Columbicola columbae
 SLENDER PIGEON LOUSE

head wider than long
 forehead with spines forehead without spines



Physconelloides zenaidurae
 PIGEON HEAD LOUSE

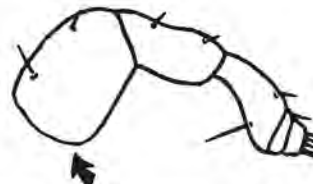


male basal antennal segment small



Campanulotes bidentatus compar
 SMALL PIGEON FEATHER LOUSE

male basal antennal segment large



Coloceras damicorne fahrenheitzi
 LARGE PIGEON FEATHER LOUSE

