

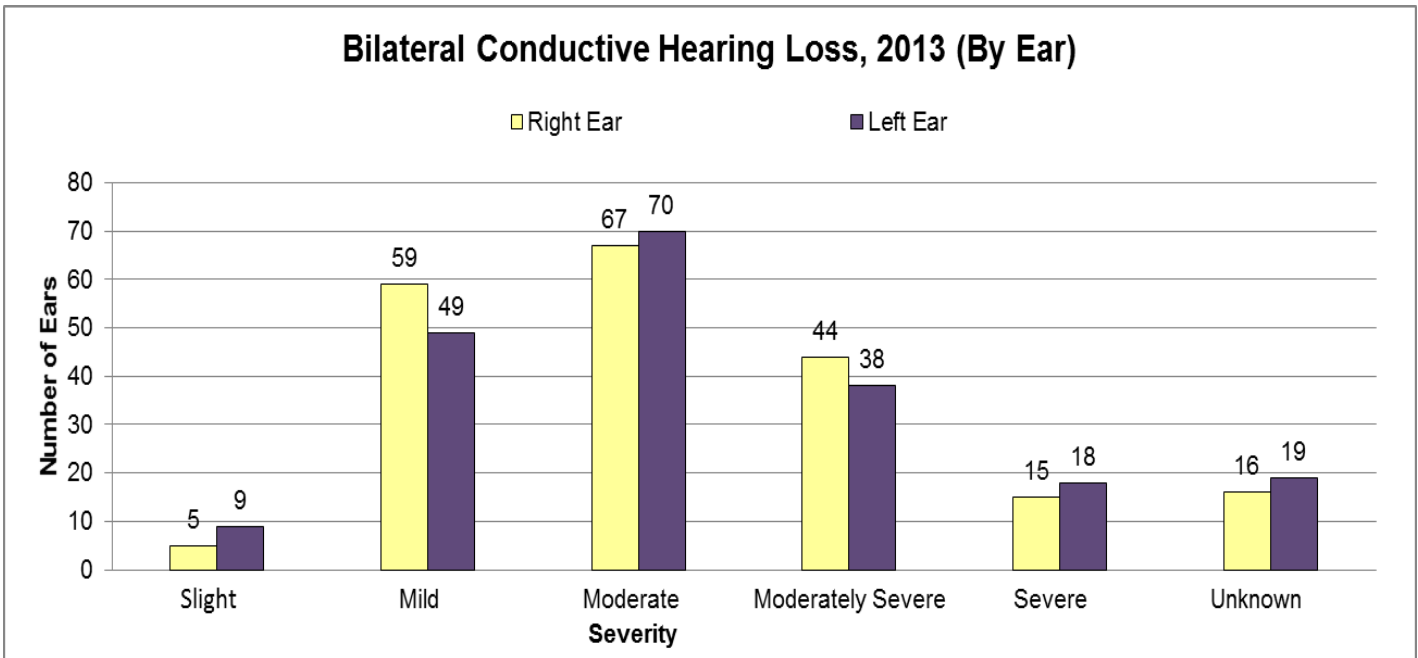
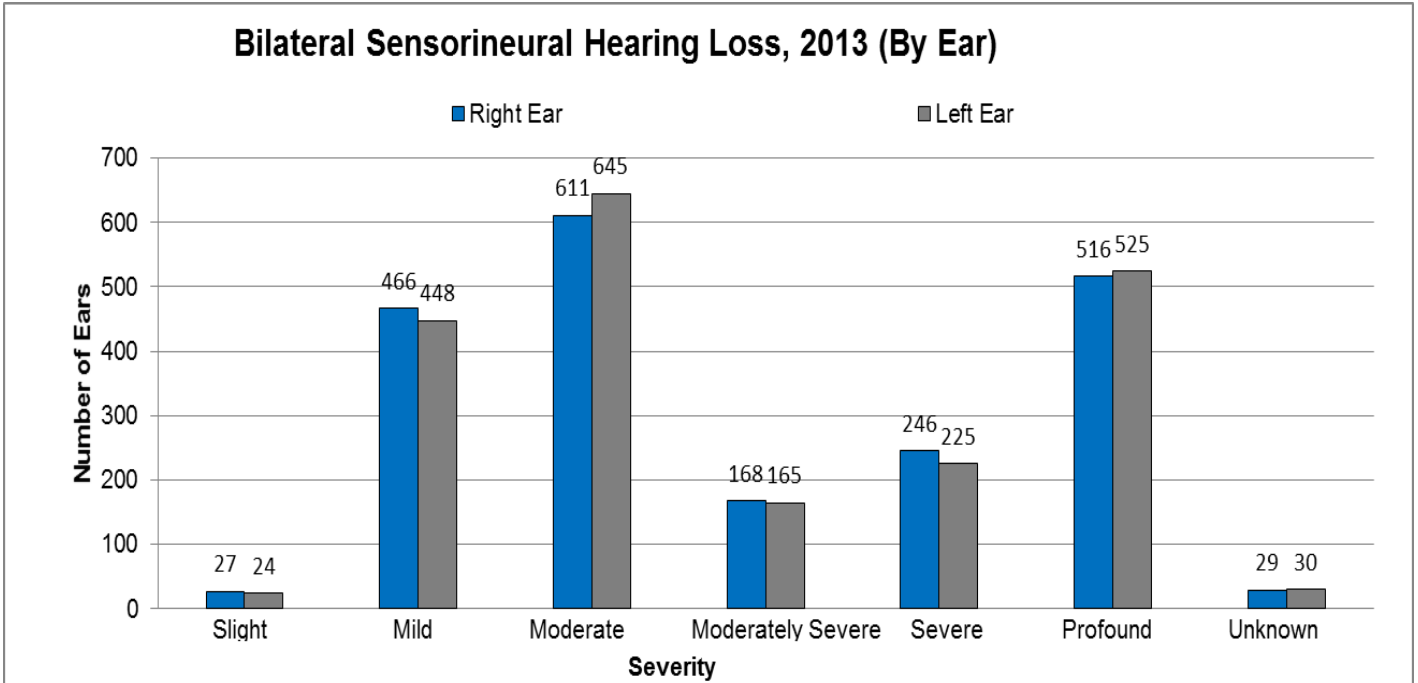
**Type and Severity Summary of Identified Cases of Hearing Loss in 2013 (By Ear):
ASHA Classification**

Total Cases of Permanent Hearing Loss (47 states and territories*) 4,706 Children

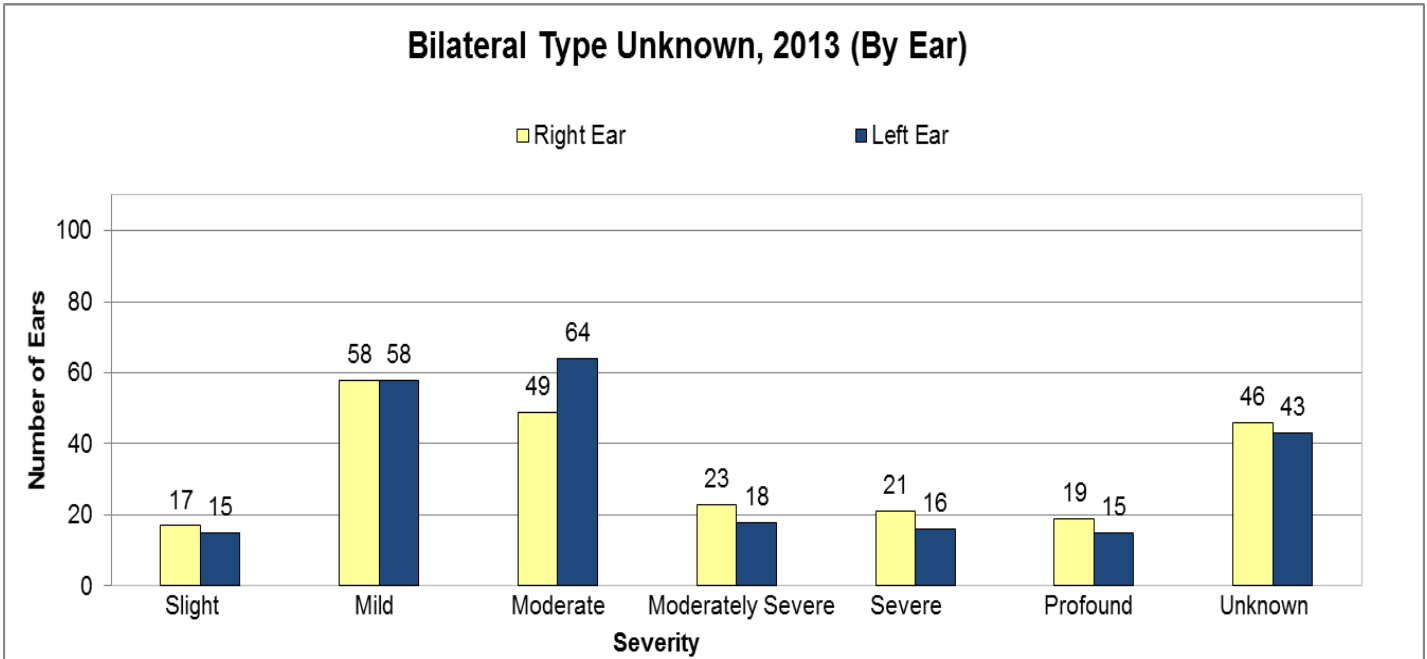
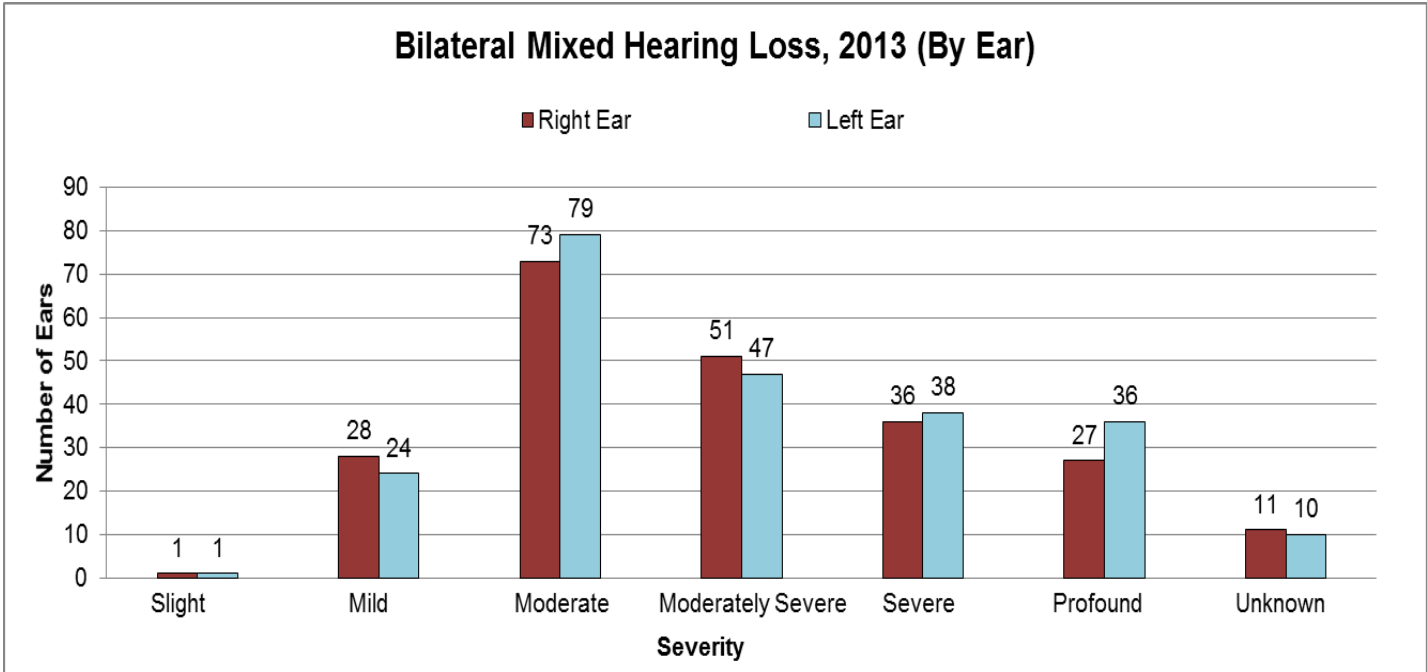
		BILATERAL (by Ear)				UNILATERAL (by Ear)			LATERALITY UNKNOWN (i.e., Unknown if case is a unilateral or bilateral loss)
		RIGHT EAR	LEFT EAR	UNKNOWN EAR (degree of loss for each ear)		RIGHT EAR	LEFT EAR	UNKNOWN EAR	
Sensorineural	Slight	27	24	0	0	4	6	0	0
	Mild	466	448	0	0	61	100	0	3
	Moderate	611	645	0	0	79	130	0	9
	Moderately Severe	168	165	0	0	37	58	0	2
	Severe	246	225	0	0	69	82	0	3
	Profound	516	525	0	0	96	135	0	5
	Unknown Severity	29	30	0	0	8	12	0	5
Conductive	Slight	5	9	0	0	5	5	0	0
	Mild	59	49	0	0	35	25	0	0
	Moderate	67	70	0	0	84	52	0	0
	Moderately Severe	44	38	0	0	77	52	0	0
	Severe	15	18	0	0	33	16	0	0
	Unknown Severity	16	19	0	0	32	24	0	3
Mixed	Slight	1	1	0	0	1	0	0	1
	Mild	28	24	0	0	1	10	0	1
	Moderate	73	79	0	0	18	24	0	1
	Moderately Severe	51	47	0	0	16	16	0	0
	Severe	36	38	0	0	22	10	0	1
	Profound	27	36	0	0	14	5	0	1
	Unknown Severity	11	10	0	0	6	5	0	1
Type Unknown	Slight	17	15	0	0	4	7	0	1
	Mild	58	58	0	0	20	22	0	6
	Moderate	49	64	0	0	11	6	0	6
	Moderately Severe	23	18	0	0	11	5	0	1
	Severe	21	16	0	0	8	12	0	3
	Profound	19	15	0	0	12	8	0	0
	Unknown Severity	46	43	0	0	16	18	0	30
Auditory Neuropathy	Slight	1	1	0	0	0	0	0	0
	Mild	4	3	0	0	0	1	0	0
	Moderate	2	3	0	0	1	2	0	1
	Moderately Severe	0	0	0	0	0	1	0	0
	Severe	14	11	0	0	5	7	0	0
	Profound	28	29	0	0	9	16	0	0
	Unknown Severity	85	87	0	0	27	38	0	0
Totals by Ear		2,863	2,863	0	0	822	910	0	84
Totals by Child		2,863		0		822	910	0	84
Laterality Totals (by Child)		2,863 Bilateral Cases				1,732 Unilateral Cases			
Total all Types and Severity (by Child)									4,679
Cases Resolved (i.e., hearing loss to no hearing loss)									27
Overall Total (by Child)									4,706

Note*: Based on responses from 47 jurisdictions that provided complete data in Part 1 of the HSFS

Summary of Type and Severity of Identified Cases of Hearing Loss in 2013

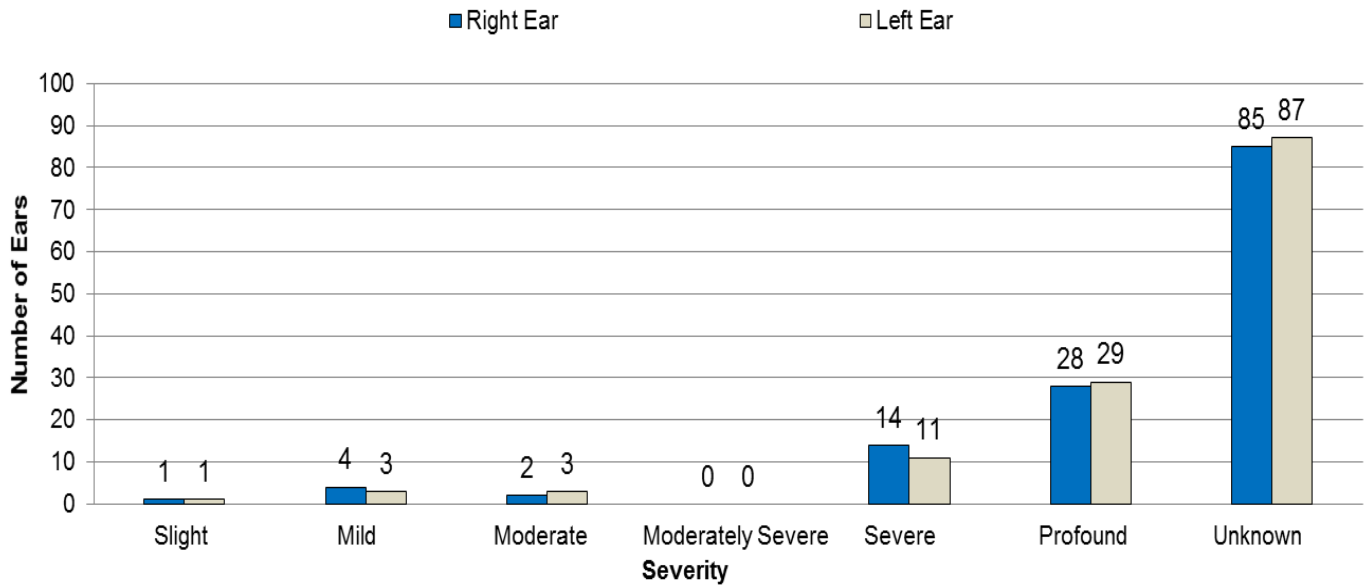


Note*: Based on responses from 47 jurisdictions that provided complete data in Part 1 of the HSFS

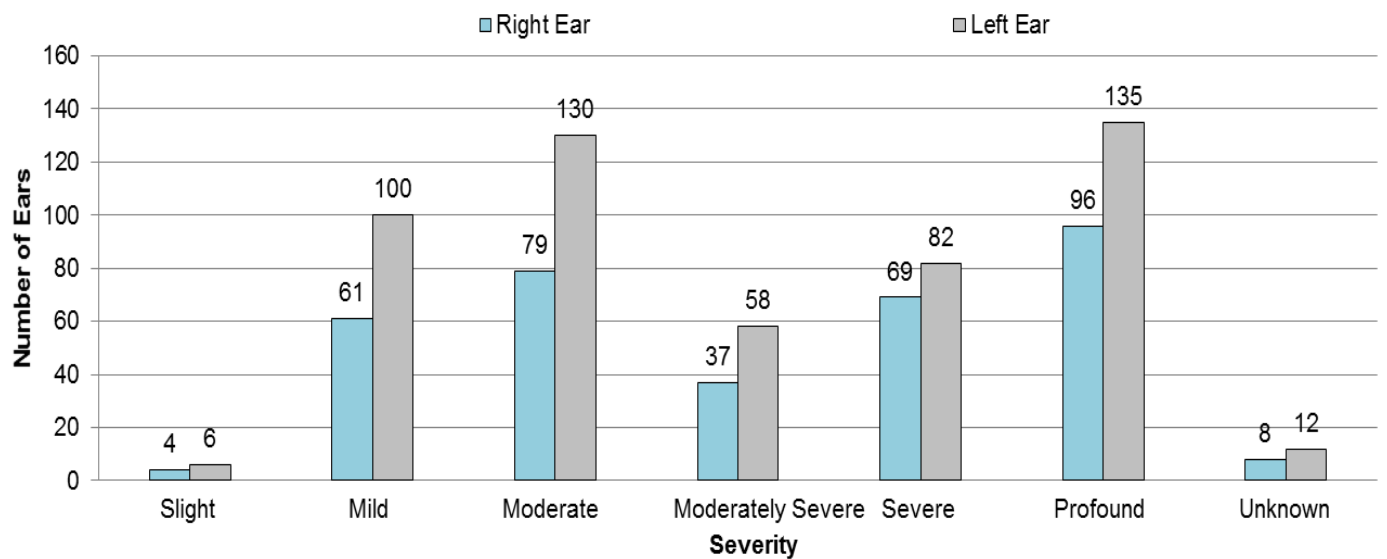


Note*: Based on responses from 47 jurisdictions that provided complete data in Part 1 of the HSFS

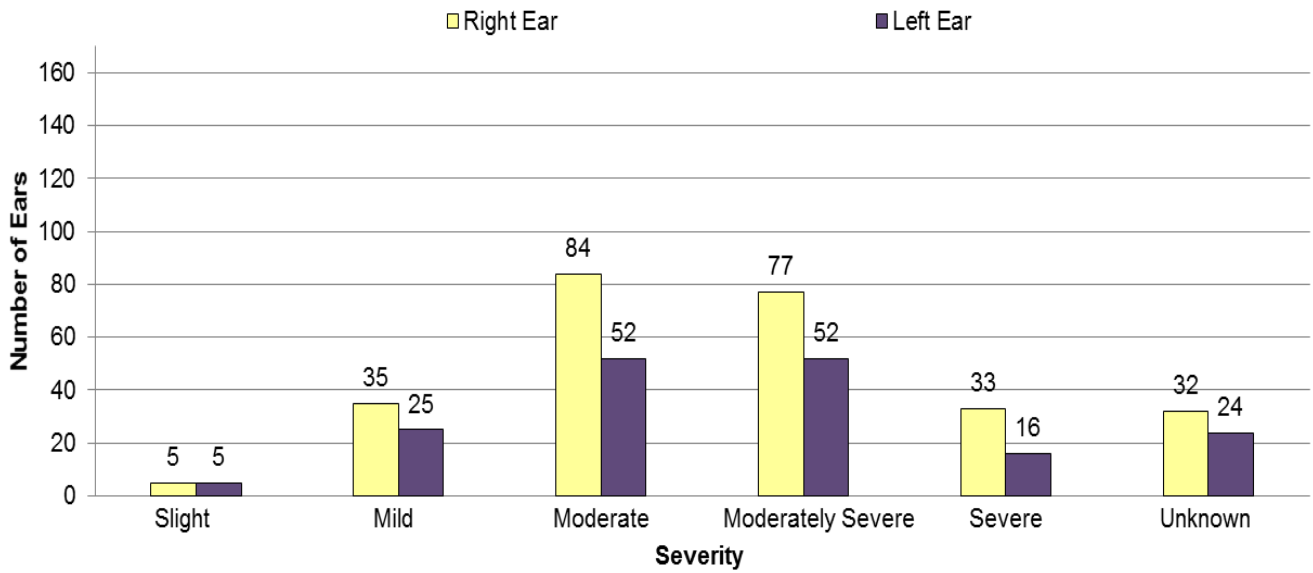
Bilateral Auditory Neuropathy, 2013 (By Ear)



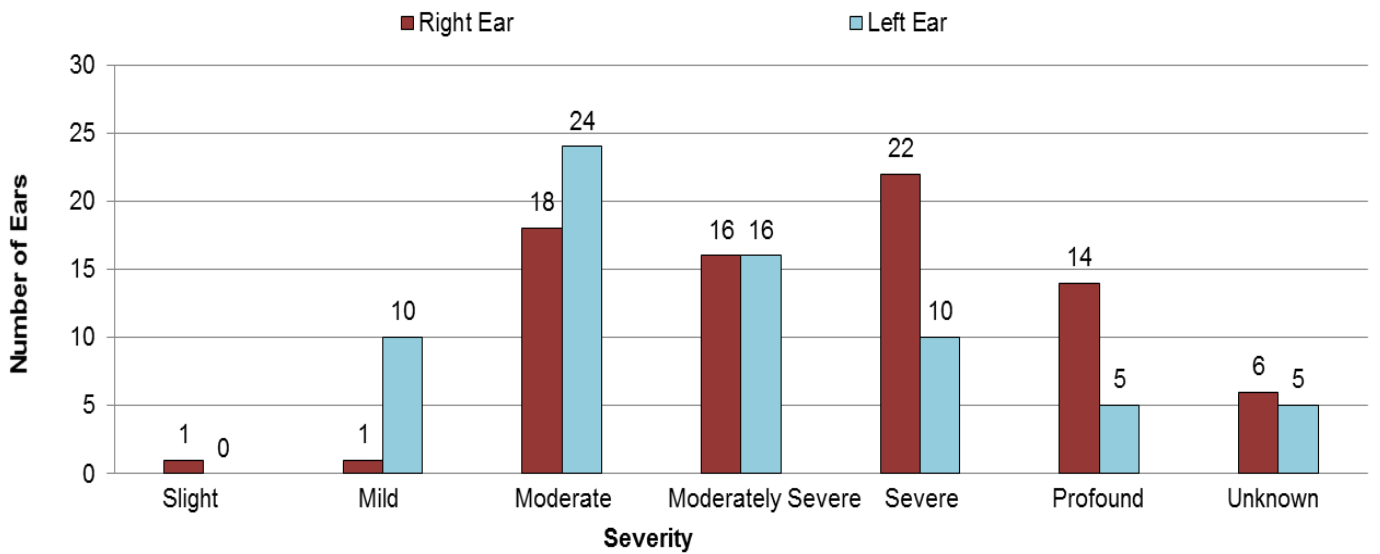
Unilateral Sensorineural Hearing Loss, 2013 (By Ear)



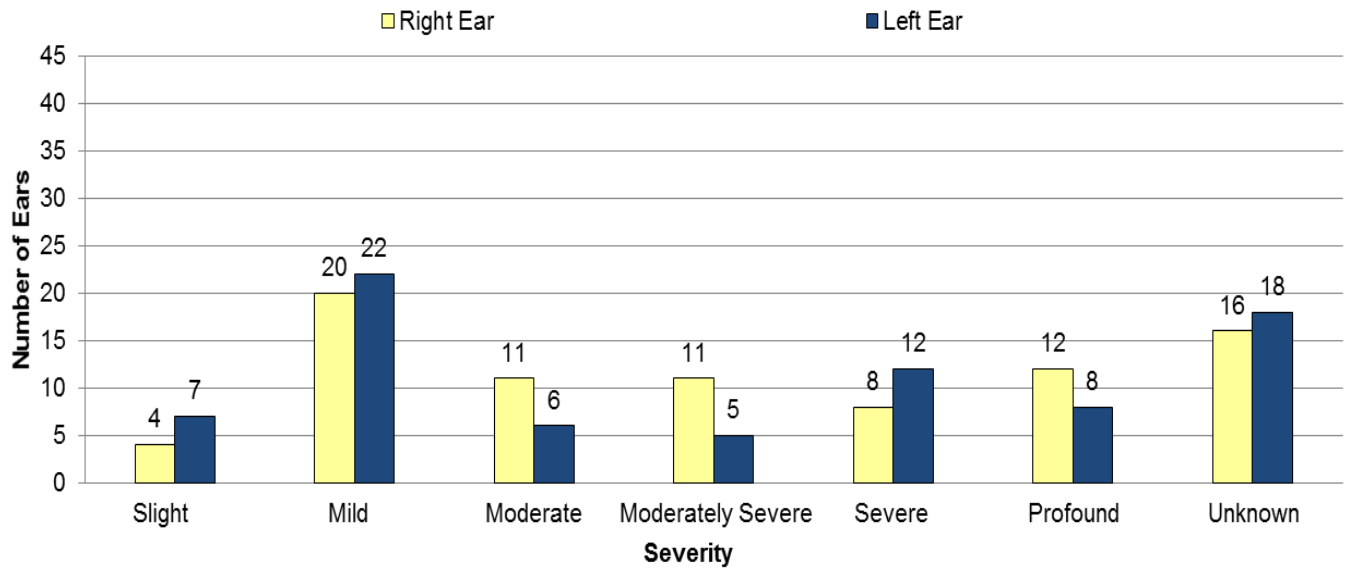
Unilateral Conductive Hearing Loss, 2013 (By Ear)



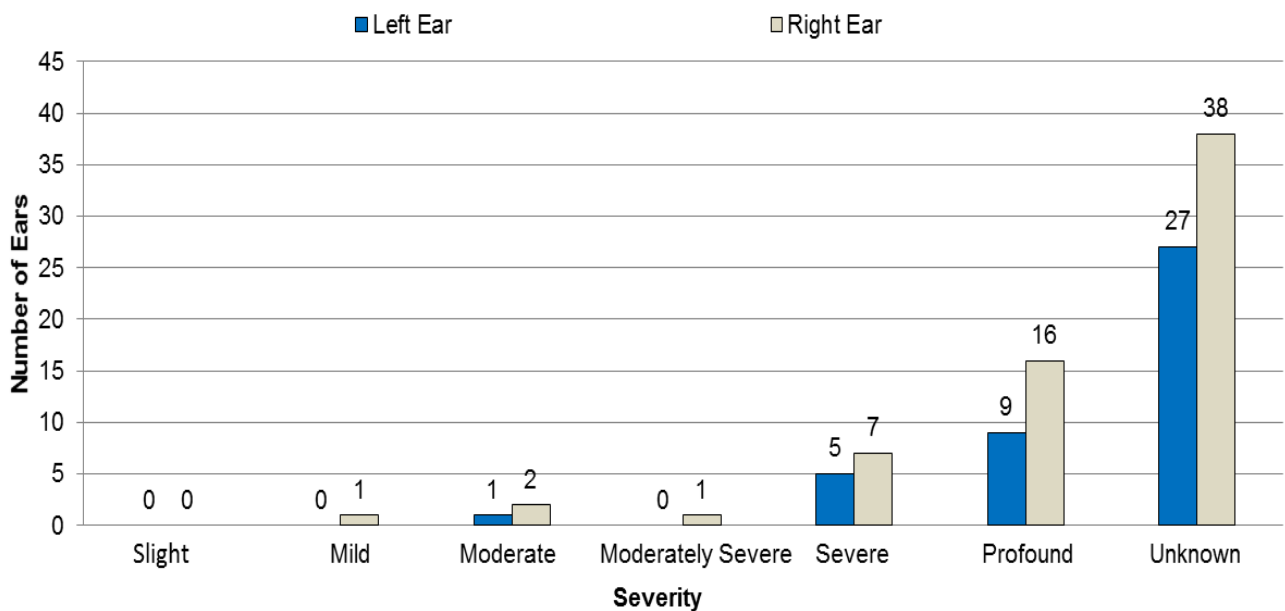
Unilateral Mixed Hearing Loss, 2013 (By Ear)



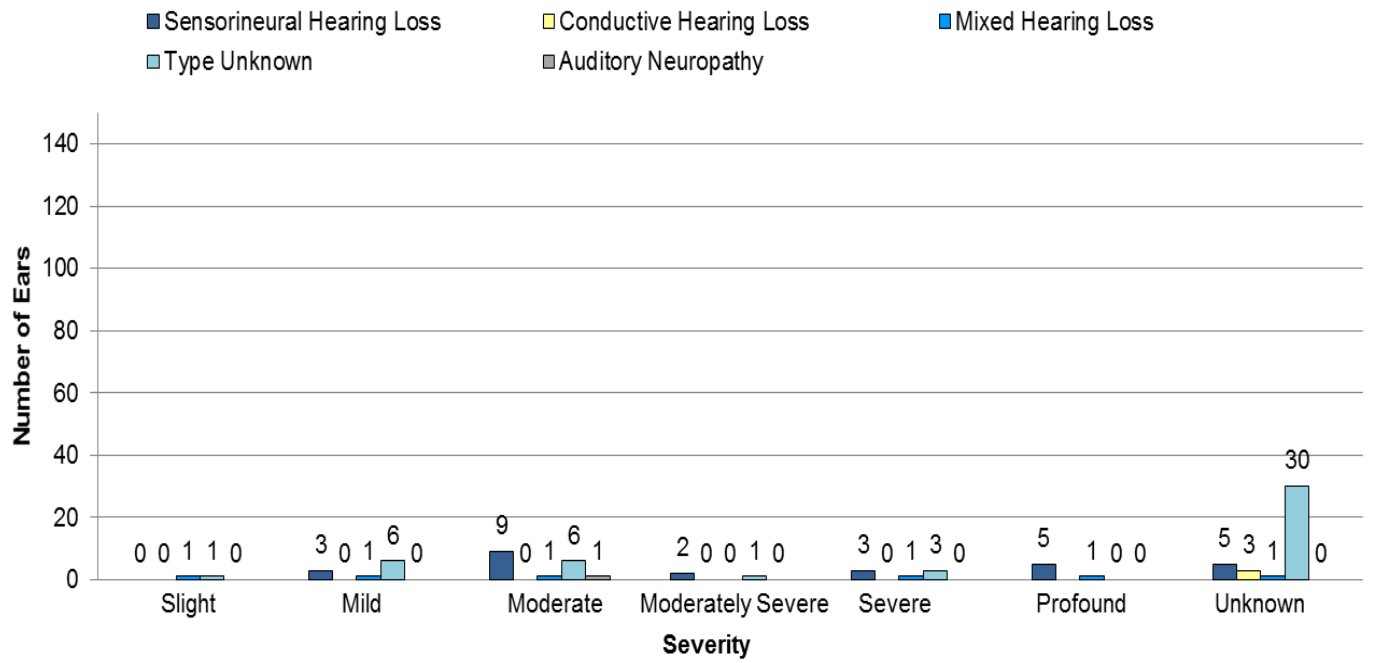
Unilateral Type Unknown, 2013 (By Ear)



Unilateral Auditory Neuropathy, 2013 (By Ear)



Laterality Unknown, 2013 (By Ear)



Note*: Based on responses from 47 jurisdictions that provided complete data in Part 1 of the HSFS