

Environmental Health Sciences Assignment 1

Review of an Article on Determinants of Quality of Life for People with Asthma

Note: CDC publications are in the public domain: that is, they are not copyrighted and can be copied and distributed without permission. The wording and the arrangement of these publications can be changed. No permission from the CDC, charges, or licensing fees are necessary to use these publications.

Presentation Overview

- **Health-Related Quality of Life (HRQOL): concepts and measurement**
 - **CDC HRQOL Surveillance Program's Healthy Days Measures**
- **Assignment overview: Review of article on QOL determinants in people with asthma**

• Introduction and outline of the presentation.

• 3 primary components of presentation include an overview of QOL, HRQOL, and the CDC's Healthy Days Measures, relevant data resulting from use of the measures, and assignment instructions.

Measuring Health-Related Quality of Life (HRQOL)

- **Broad outcome measures designed to measure physical, emotional, and social dimensions of health** (*McDowell & Newell, 1996*).
- **No one definition of HRQOL is agreed upon, but generally assessed with generic measures (e.g., Short-Form 36) or disease-specific measures (e.g., Quality of Life in Epilepsy Scale-10** (*Ware & Sherbourne, 1992; Cramer et al., 1996*).
- **Quality of Life Instruments Database (QOLID): Online database of generic and disease-specific measures.** <http://www.proqolid.org>

- Introduce the concept of HRQOL and its measurement.
- There are varying definitions for HRQOL.
- There are many ways and scales with which to measure HRQOL depending on one's needs. Generally, each scale has its advantages and disadvantages that make it more or less advantageous to use depending on the scenario in question. See the provided link for a database of QOL scales.

What is Health-Related Quality of Life (HRQOL)?

- **For public health surveillance purposes, HRQOL was defined as...“an individual’s or group’s perceived physical and mental health over time.”**

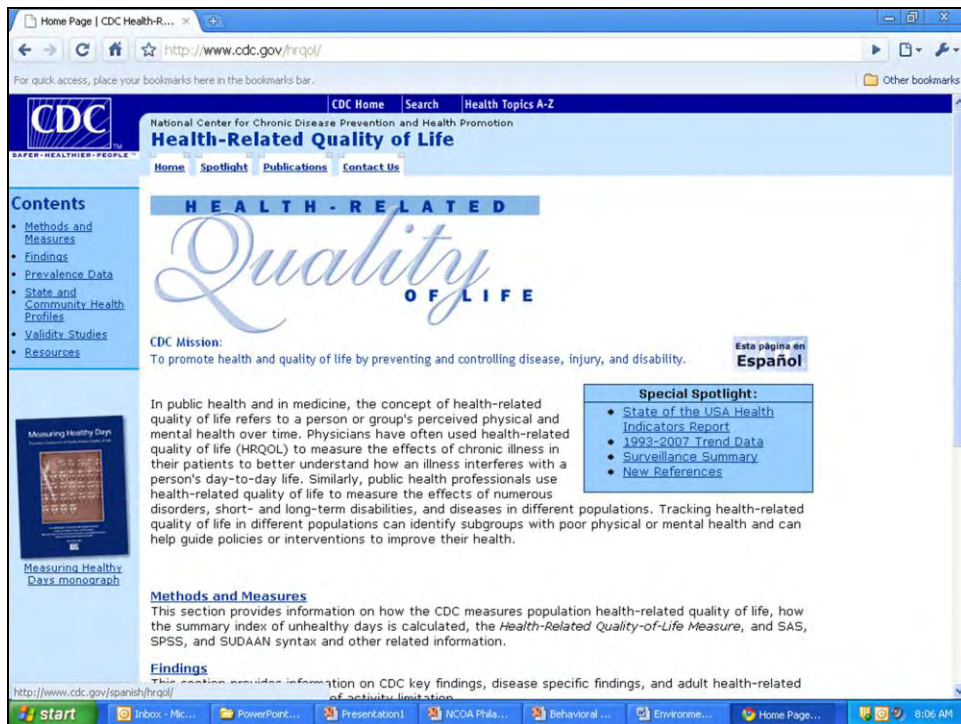
(Measuring Healthy Days, CDC 2000)

- <http://www.cdc.gov/hrqol>
- <http://www.cdc.gov/brfss>

•This slide presents a definition of HRQOL as defined by CDC.

•Links: 1st link is to the CDC’s HRQOL Surveillance Program homepage;

2nd link is to the CDC BRFSS homepage. The Healthy Days Measures are administered as part of the annual BRFSS.



- This is CDC's HRQOL Surveillance Program's homepage.
- Use this slide just to familiarize the class with the website and what it contains. Note the definition of HRQOL in the main paragraph.

Core Healthy Days Measures

1. Would you say that in **general** your **health** is excellent, very good, good, fair, or poor?
2. Now thinking about your physical health, which includes physical illness and injury, for how many **days during the past 30 days** was your **physical health not good**?
3. Now thinking about your mental health, which includes stress, depression, and problems with emotions, for how many days during the past 30 days was your **mental health not good**?
4. During the past 30 days, for about how many days did **poor physical or mental health keep you from doing your usual activities**, such as self-care, work, or recreation?

•These are the 4 core Healthy Days measures (HRQOL-4) used in the Behavioral Risk Factor Surveillance System (BRFSS) and the National Health and Nutrition Examination Survey (NHANES).


•While there are other Healthy Days measures that are sometimes included in these surveys (Activity Limitations module (4 questions), Healthy Days Symptoms module (5 questions)) (see http://www.cdc.gov/hrqol/hrqol14_measure.htm), these are 4 core questions that are most widely used.

Unhealthy Days = days in the past 30 days when both physical and mental health were not good

 = Physically unhealthy day

 = Mentally unhealthy day


 = Healthy day



- This graphic provides an idea as to how physically, mentally, and overall unhealthy days are calculated from the questions on the previous slide.
- Unhealthy days are an estimate of the overall number of days during the previous 30 days when the respondent felt that either his or her physical or mental health was not good. To obtain this estimate, responses to questions 2 and 3 are combined to calculate a summary index of overall unhealthy days, with a logical maximum of 30 unhealthy days. For example, a person who reports four physically unhealthy days and two mentally unhealthy days is assigned a value of six unhealthy days, and someone who reports 30 physically unhealthy days and 30 mentally unhealthy days is assigned the maximum of 30 unhealthy days.
- The majority of individuals report substantially different numbers of physically unhealthy days versus mentally unhealthy days; for example, in the 1998 Behavioral Risk Factor Surveillance System (BRFSS), 67.8% of the 68,619 adults who reported any unhealthy days reported only physically unhealthy days or mentally unhealthy days.

Assignment Instructions:

Read the provided article by Ford et al. (2004) on quality of life determinants among people with asthma.



- Instructions for the student assignment.
- A screenshot of the article's first page is provided.

For option 1):

- **Identify disparities in HRQOL among two groups of interest among those that have asthma (e.g., smokers vs. non-smokers, employed vs. not employed).**
- **Develop a hypothesis to explain the observed disparities in HRQOL between the selected groups.**
- **Give special consideration to potential social or environmental exposures that may impact asthma-related HRQOL as you develop your hypothesis.**
- **Present your ideas in a brief paper (2-3 pages).**

•Instructions for the student assignment, option 1, for either introductory or intermediate-level students.

For option 2):

- 1. Select a group of interest among those that have asthma that displays relatively poor scores on the quality of life measures.**
- 2. Consider potential environmental or social causative agents of these trends and the health and risk information needs of the group in question.**
- 3. Based on these considerations, develop health and risk communication strategies and messages for the selected group and present in a 2-3 page paper.**

•Instructions for the student assignment, option 2, for intermediate-level students.