

HIV Prevention With Health Departments

**CDC'S DOMESTIC
HIV FUNDING
FOR 2018**



Approx. **\$400
MILLION**


The cornerstone of national HIV prevention and surveillance for the **next 5 years**

State Health departments in all 50 states, Washington, D.C., Puerto Rico, and the U.S. Virgin Islands
Local health departments in Baltimore, Chicago, Houston, Los Angeles, Philadelphia, New York City, and San Francisco

This funding will allow states and cities to:



Use data to drive prevention by integrating HIV surveillance and prevention efforts programs



Partner with local organizations to conduct and coordinate community-based HIV prevention and care activities



Implement innovative programs focused on improving outcomes

Aligned with CDC's focus on:

Surveillance:

Ensuring people with HIV are engaged in medical care and achieve viral suppression through the use of **innovative approaches** such as Data to Care

Program:

- Focusing on targeted **HIV testing** and diagnosis
- Supporting **local-level** prevention activities
- Increasing **PrEP awareness** and availability for communities

Response:



Identifying and responding to **HIV transmission clusters and outbreaks** through standard surveillance combined with cutting-edge molecular diagnostic techniques



Building on Success in HIV Prevention:

CDC's HIV surveillance and prevention funding to communities has helped **drive down new infections nationally.**

In 2015, this CDC funding resulted in:

- 3 million**  HIV tests
- 11,500**  people **diagnosed** with HIV
- 50,000**  people at high risk provided with **risk-reduction interventions**
- 10,000**  people linked to **appropriate medical care**

2018 Awards

State	Award Amount	State	Award Amount
Alabama	\$ 4,807,660	Montana	\$ 1,029,058
Alaska	\$ 1,033,858	Nebraska	\$ 1,103,682
Arizona	\$ 5,667,606	Nevada	\$ 3,266,705
Arkansas	\$ 2,084,560	New Hampshire	\$ 1,064,374
California Total	\$ 45,135,170	New Jersey	\$ 13,492,553
California	\$ 22,176,700	New Mexico	\$ 1,306,348
San Francisco	\$ 5,008,376	New York Total	\$ 49,168,724
Los Angeles	\$ 17,950,094	New York State	\$ 13,964,488
Colorado	\$ 4,346,535	New York City	\$ 35,204,236
Connecticut	\$ 3,974,203	North Carolina	\$ 10,962,335
Delaware	\$ 1,353,326	North Dakota	\$ 1,000,000
District of Columbia	\$ 5,835,118	Ohio	\$ 7,602,764
Florida	\$ 38,904,419	Oklahoma	\$ 2,254,311
Georgia	\$ 17,697,095	Oregon	\$ 2,500,169
Hawaii	\$ 1,176,488	Pennsylvania Total	\$ 12,876,025
Idaho	\$ 1,054,017	Pennsylvania	\$ 6,539,490
Illinois Total	\$ 13,345,731	Philadelphia	\$ 6,336,535
Illinois	\$ 5,037,849	Puerto Rico	\$ 6,525,313
Chicago	\$ 8,307,882	Rhode Island	\$ 1,116,566
Indiana	\$ 4,006,660	South Carolina	\$ 6,116,419
Iowa	\$ 1,121,113	South Dakota	\$ 1,026,481
Kansas	\$ 1,233,568	Tennessee	\$ 6,210,435
Kentucky	\$ 2,591,200	Texas Total	\$ 29,444,066
Louisiana	\$ 7,244,981	Texas	\$ 20,772,433
Maine	\$ 1,075,537	Houston	\$ 8,671,633
Maryland Total	\$ 12,124,971	Utah	\$ 1,151,669
Maryland	\$ 7,887,181	Vermont	\$ 999,999
Baltimore	\$ 4,237,790	Virgin Islands	\$ 1,029,967
Massachusetts	\$ 7,360,636	Virginia	\$ 8,281,766
Michigan	\$ 5,754,160	Washington State	\$ 4,656,563
Minnesota	\$ 2,985,918	West Virginia	\$ 1,097,367
Mississippi	\$ 3,508,228	Wisconsin	\$ 2,384,515
Missouri	\$ 4,477,486	Wyoming	\$ 1,015,467

(Subject to availability of funds)