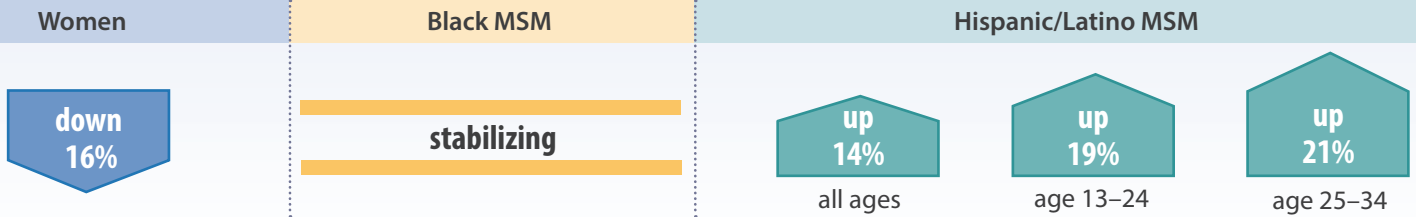


HIV Surveillance Report

Between 2011 and 2015 there was a **decrease** in HIV diagnoses, however progress is **uneven**

39,782 • Total HIV Diagnoses in 2016

HIV Diagnoses Trends from 2011 – 2015



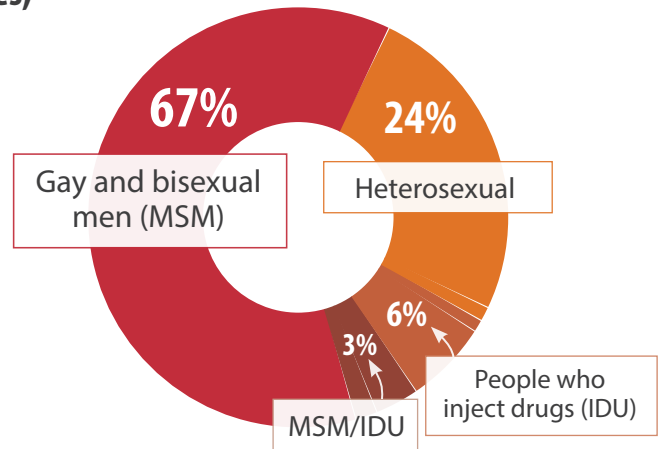
Percentage HIV Diagnoses in 2016

Blacks/African Americans accounted for **44%** of HIV diagnoses, though they comprise only **12%** of the US population

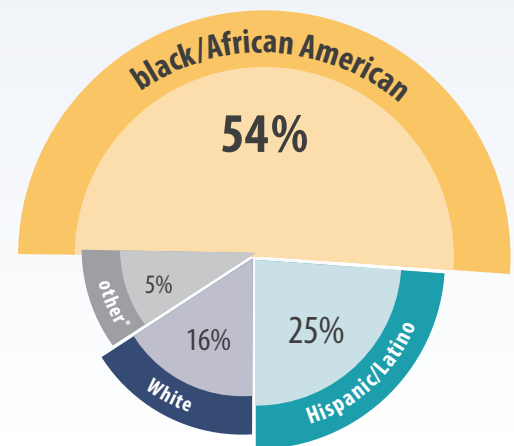
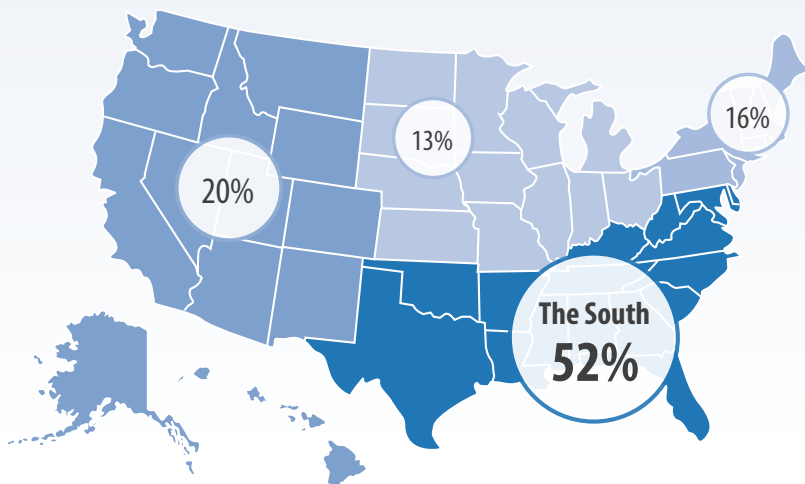


■ black/African American ■ White ■ Hispanic/Latino ■ Other*

*American Indian/Alaska Native: 0.6% • Asian: 2.5% • Native Hawaiian/Other Pacific Islander: 0.1% • Multiple races: 2.2%



Of young MSM (13-24 years), black/African Americans and Hispanics/Latinos are most affected



National Center for HIV/AIDS, Viral Hepatitis, STD, and TB Prevention
Division of HIV/AIDS Prevention



* Data for the year 2016 are preliminary and based on 6 months reporting delay