



# Women with Diagnosed HIV in 41 States and the District of Columbia, 2018\*

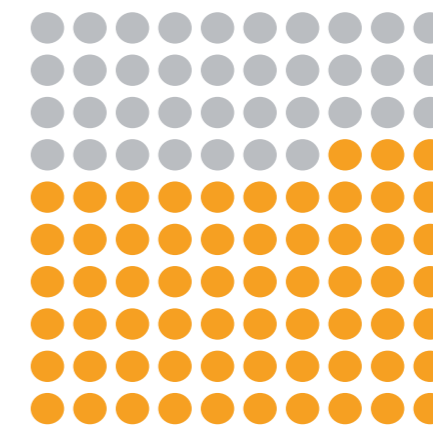
Compared to all people with diagnosed HIV, women have lower viral suppression rates. More work is needed to increase these rates. **For every 100 women with diagnosed HIV in 2018:**



**76**  
received  
some  
HIV care



**58**  
were  
retained  
in care<sup>†</sup>



**63**  
were virally  
suppressed<sup>‡</sup>

For comparison, for every **100 people overall** with diagnosed HIV,  
**76 received some care, 58 were retained in care, and 65 were virally suppressed.**

\* Based on sex assigned at birth.

<sup>†</sup> Had 2 viral load or CD4 tests at least 3 months apart in a year.

<sup>‡</sup> Based on most recent viral load test.

Source: CDC. Selected national HIV prevention and care outcomes [slides].

Based on the most recent data available in March 2021.