



Gay and Bisexual Men With HIV


Compared to all people with HIV, gay and bisexual men have about the same viral suppression rates. But more work is needed to increase these rates. For **every 100 gay and bisexual men with HIV in 2018:***




84
received
an HIV
diagnosis



65
received
some
HIV care



49
were
retained
in care



57
were virally
suppressed

For comparison, for every **100 people overall** with HIV, **86 received an HIV diagnosis**, **65 received some HIV care**, **50 were retained in care**, and **56 were virally suppressed**.

* Includes people with diagnosed or undiagnosed HIV.

www.cdc.gov/hiv | 1-800-CDC-INFO

Get Tested. Get in Care. Stay in Care. Stay Healthy.

Source: CDC. Selected national HIV prevention and care outcomes (slides).
Based on the most recent data available in December 2020.

