



Hispanics/Latinos With HIV

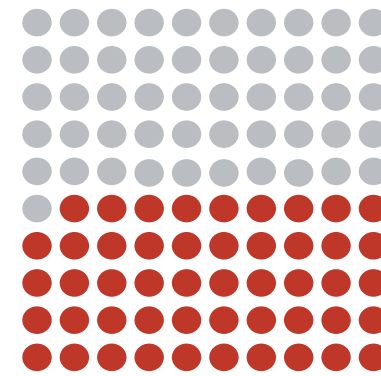
Compared to all people with HIV, Hispanics/Latinos have lower viral suppression rates. For **every 100 Hispanics/Latinos with HIV in 2018**.*



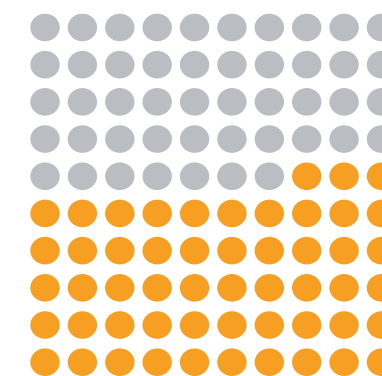
83
received
an HIV
diagnosis



61
received
some
HIV care



49
were
retained
in care



53
were virally
suppressed

For comparison, for every **100 people overall** with HIV, **86 received an HIV diagnosis**, **65 received some HIV care**, **50 were retained in care**, and **56 were virally suppressed**.

* Includes people with diagnosed or undiagnosed HIV.

www.cdc.gov/hiv | 1-800-CDC-INFO

Get Tested. Get in Care. Stay in Care. Stay Healthy.

Source: CDC. Selected national HIV prevention and care outcomes (slides).
Based on the most recent data available in January 2021.

