

Indicators for School Health Programs

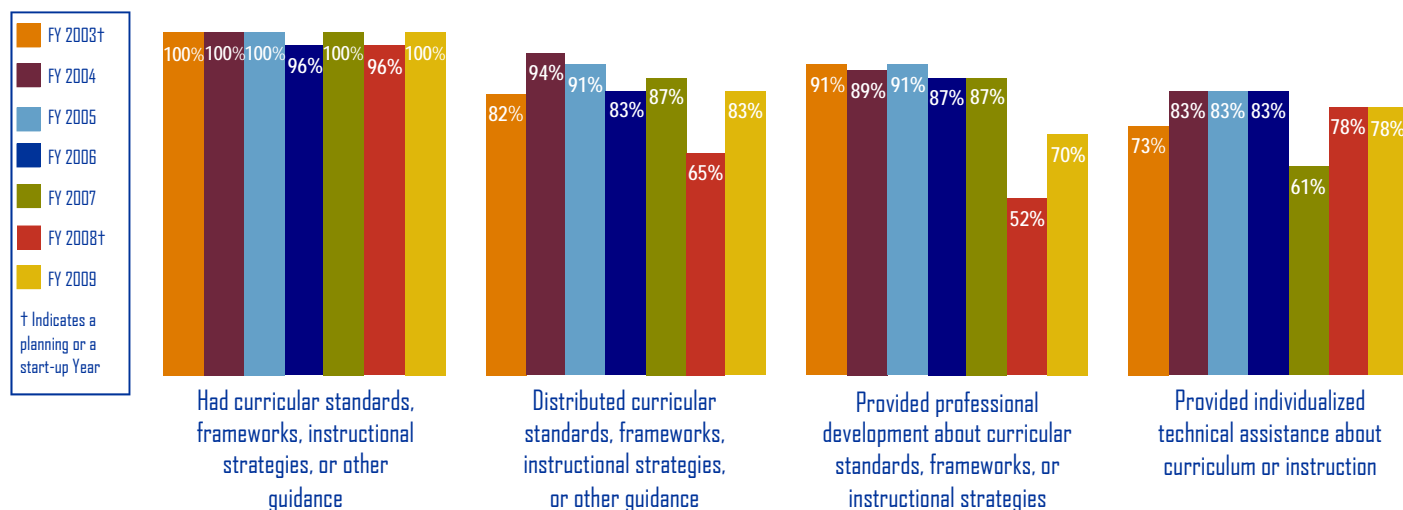
Coordinated School Health Programs (CSHP) Conducted by State Education Agencies (SEA)*

Fiscal Years 2003-2009 under Funding Opportunity Announcements 03004 and 801

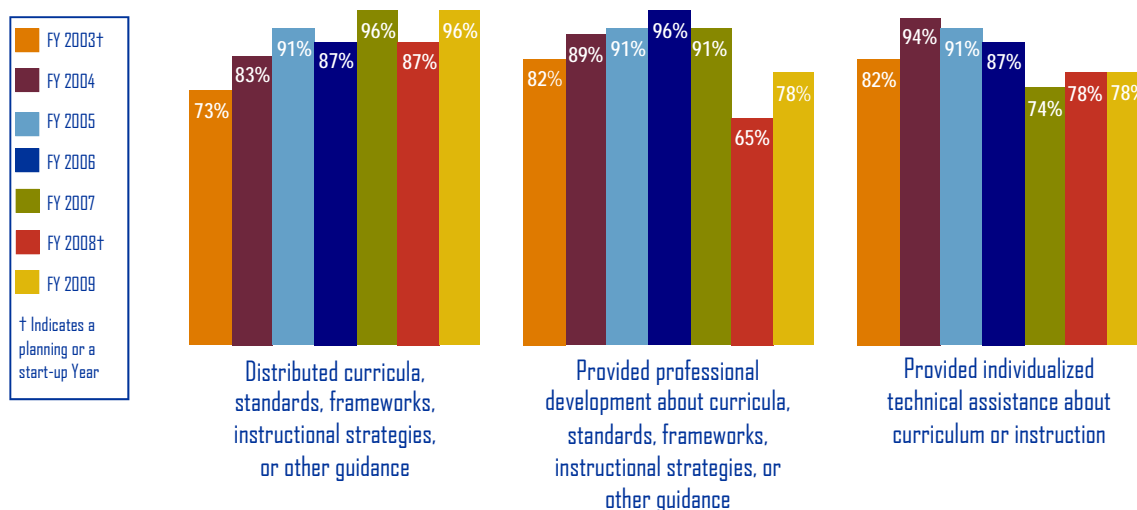
March 1, 2003-February 28, 2010

CURRICULA AND INSTRUCTION

Percentage of CSHP Projects That Participated in Any of the Following Activities about Physical Education Curriculum and Instruction



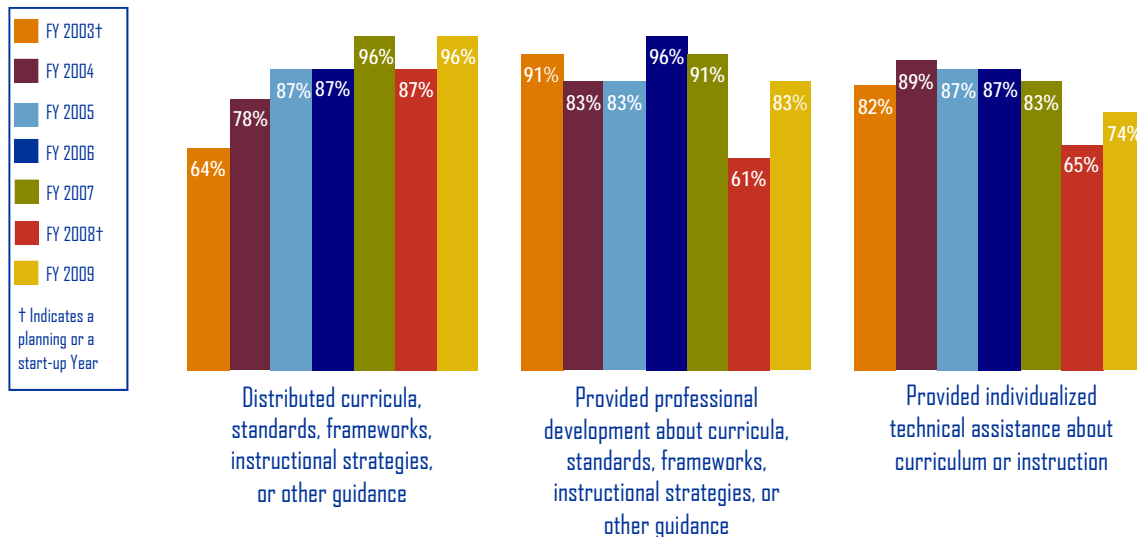
Percentage of CSHP Projects That Participated in Any of the Following Activities about Physical Activity Curriculum and Instruction in Health Education



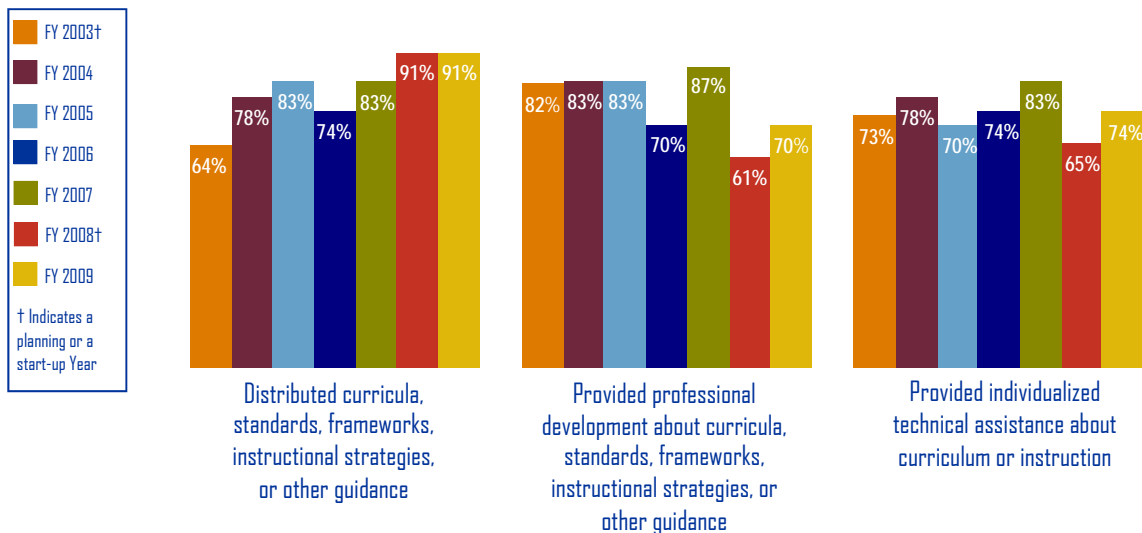
Indicators for School Health Programs

Coordinated School Health Programs Conducted by State Education Agencies

Percentage of CSHP Projects That Participated in Any of the Following Activities about Nutrition-Related Curriculum and Instruction in Health Education



Percentage of CSHP Projects That Participated in Any of the Following Activities about Tobacco-Use Prevention Curriculum and Instruction in Health Education



*In fiscal year 2003, 11 of 18 (61%) SEAs responded (FL, HI, KN, KY, MA, ME, MI, ND, OR, RI, and SD).

In fiscal year 2004, 18 of 23 (78%) SEAs responded (all from 2003 except FL, plus AR, CA, CO, IN, NY, SC, WA, and WV).

In fiscal years 2005-2007, 23 of 23 (100%) SEAs responded (all from 2003 and 2004, plus NC, TN, VT, and WI).

In fiscal years 2008-2009, 23 of 23 (100%) agencies responded (AR, AZ, CA, CO, CT, ID, KY, MA, ME, MI, MN, MS, NC, ND, NH, NY, OH, SC, SD, WA, WI, WV, and Nez Perce Tribe).

For further information or assistance on the Indicators, contact the Evaluation Research Team at ert@cdc.gov or via the CDC web site at <http://www.cdc.gov/healthyyouth/evaluation/index.htm>.