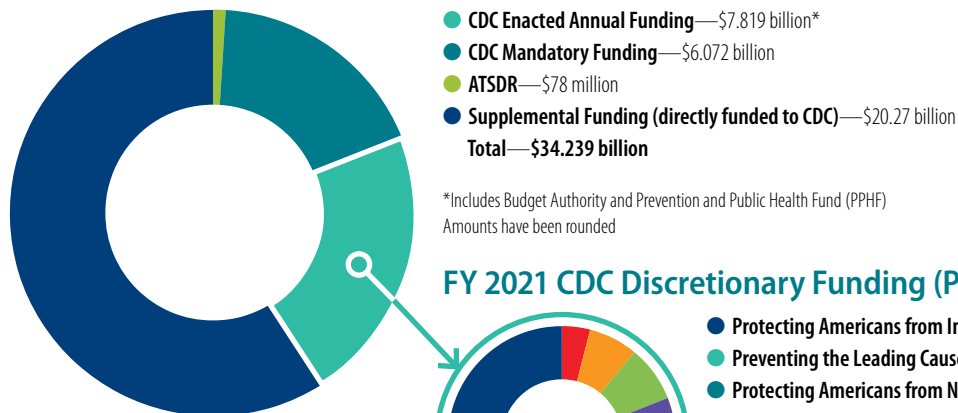


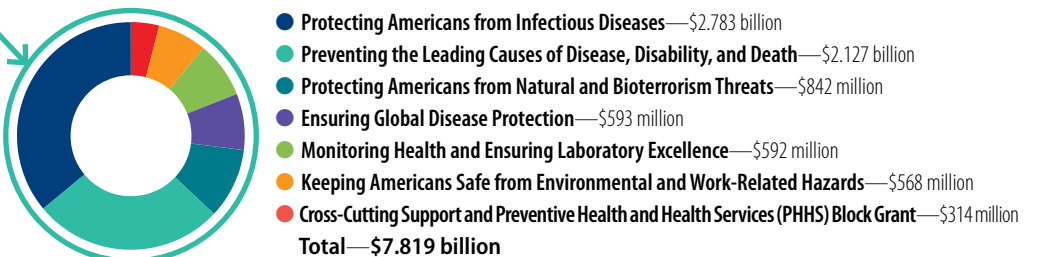
Office of Financial Resources (OFR): FY 2021 Snapshot at CDC

In FY 2021, CDC provided financial support for public health action in 50 states, 9 territories, and 66 countries through its Office of Financial Resources (OFR). OFR obligated \$66.1 billion—from direct appropriations as well as funds from other agencies—for grants, cooperative agreements, contracts, and intramural support to protect the nation's health.

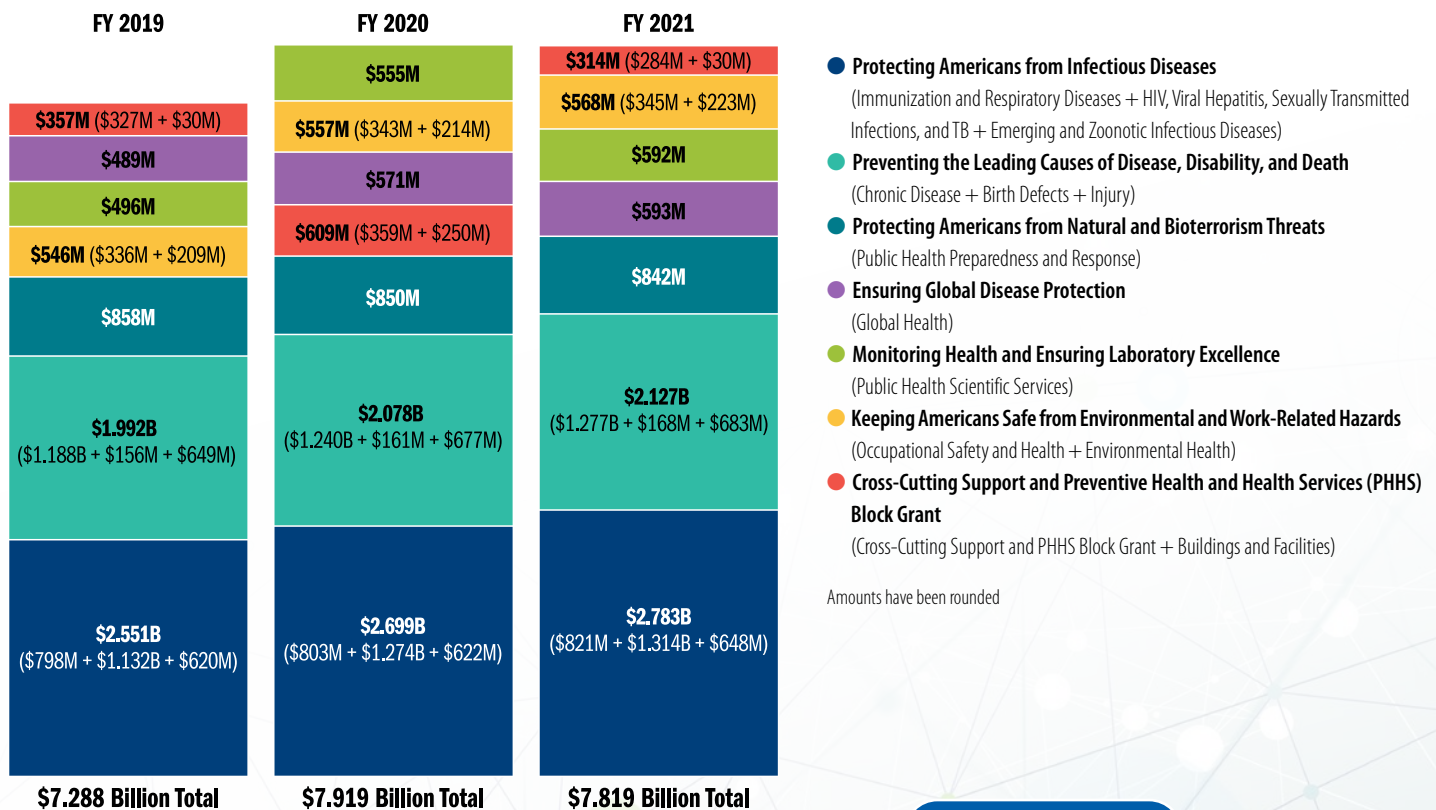
FY 2021 CDC/ATSDR Appropriations



FY 2021 CDC Discretionary Funding (Program Level By Mission)

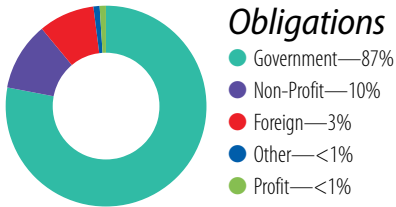
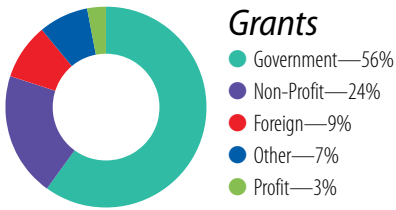


FY 2019-2021 CDC Program Level by Mission

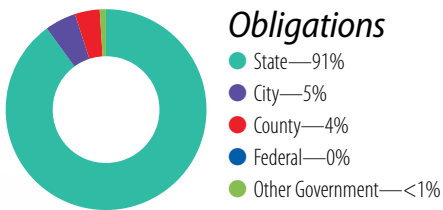
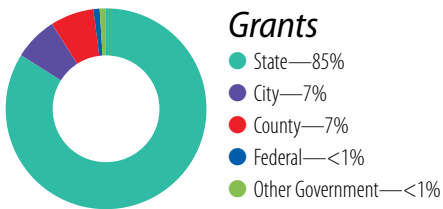


Centers for Disease Control and Prevention
Office of the Chief Operating Officer

FY 2021 CDC Grants by Recipient Type



FY 2021 CDC Grants by Government Recipient Type



Data for these charts are from <http://tags.hhs.gov>. Manual transactions may cause system totals to not match FY 2021 amounts in other charts. Numbers are rounded and may not add up to 100%.

FY 2021 CDC Grants and Contracts by Centers, Institute, and Offices (CIO)

CIO	NOFOs	Grant Actions	Grants Funds Obligations	Contract Actions	Contracts Funds Obligations
ATSDR	13	157	\$32,548,284	102	\$34,753,276
CGH	537	2,897	\$2,121,787,573	368	\$69,196,262
CPR	6	525	\$2,633,162,289	330	\$374,272,362
CSELS	4	29	\$105,899,202	241	\$215,640,368
CSTLTS	13	1,356	\$3,123,221,575	14	\$15,810,404
NCBDDD	45	473	\$82,871,413	69	\$21,790,600
NCCDPHP	108	2,841	\$958,050,175	391	\$210,772,119
NCEH	28	430	\$85,664,795	371	\$54,596,844
NCEZID	51	1,214	\$30,860,393,049	1,196	\$364,254,213
NCHHSTP	91	1,783	\$1,090,098,608	415	\$114,355,116
NCHS	1	5	\$694,495	382	\$92,715,798
NCIPC	72	3,228	\$517,240,787	216	\$50,870,387
NCIRD	58	997	\$7,456,288,513	930	\$5,660,399,136
NIOSH	17	480	\$121,474,687	1,248	\$246,312,308
OD	8	9	\$1,449,697	1,523	\$732,156,680
OLSS	--	--	--	12	\$2,157,927
OMHHE	1	8	\$6,128,341	4	\$491,756
OS	1	1	\$2,800,000	81	\$17,576,052
Grand Total	1,054	16,433	\$49,199,773,483	7,893	\$8,278,121,608

Grant and action counts are based on the organization that administers the grant. Grant dollars are based on the organization providing the funding, regardless of which organization administers the grant. OD includes the following offices: DDID, DDNID, DDPHSS, DDPHSS, HRO, OCIO, OCOO OD, OD, OFR, and OSSAM. Includes funds from direct appropriations as well as funds from other agencies.

OFR's Vision and Mission

Vision

Excellence and innovation in the investment and management of public funds for public health through the proud contributions of a talented and diverse workforce.

Mission

The Office of Financial Resources contributes to the achievement of positive public health outcomes at CDC by providing exemplary customer-focused leadership and fiscal stewardship in appropriations, acquisitions, assistance, and financial management with accountability and sound business practices.