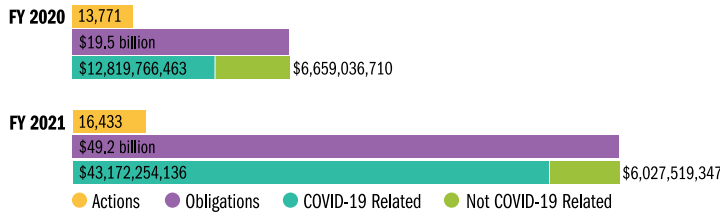


Office of Financial Resources (OFR): FY 2021 Assistance Snapshot at CDC

CDC fulfilled more than 24,000 acquisition and assistance actions in FY 2021, obligating more than \$57.5 billion in federal funds. This allowed public health funds to quickly and effectively reach intended populations to maximize public health outcomes.

In FY 2021, OFR supported 5,648 grant awards to 2,424 recipients through its Office of Grants Services (OGS). These 5,648 awards generated 16,433 actions. OGS processed funding of nearly \$49.2 billion for public health programs and research in the U.S. and around the world. OGS also published 152 new Notices of Funding Opportunities (NOFO).

FY 2020-2021 Comparison of Grant Actions and Obligations

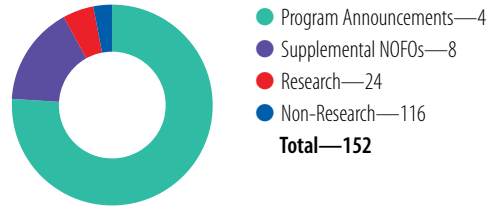


FY 2021 CDC Grants by Centers, Institute, and Offices (CIO)

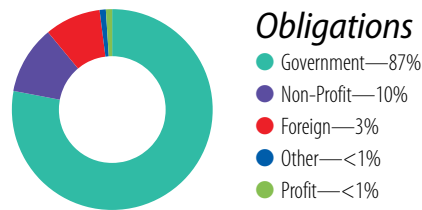
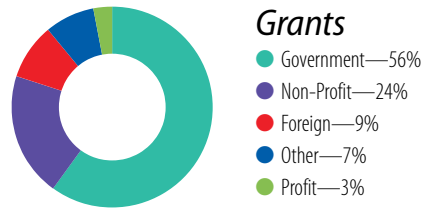
CIO	NOFOs	Grants	Actions	Obligations
ATSDR	13	61	157	\$32,548,284
CGH	537	735	2,897	\$2,121,787,573
CPR	6	257	525	\$2,633,162,289
CSELS	4	11	29	\$105,899,202
CSTLTS	13	454	1,356	\$3,123,221,575
NCBDDD	45	204	473	\$82,871,413
NCCDPHP	108	996	2,841	\$958,050,175
NCEH	28	171	430	\$85,664,795
NCEZID	51	191	1,214	\$30,860,393,049
NCHHSTP	91	720	1,783	\$1,090,098,608
NCHS	1	1	5	\$694,495
NCIPC	72	1,283	3,228	\$517,240,787
NCIRD	58	270	997	\$7,456,288,513
NIOSH	17	281	480	\$121,474,687
OD	8	7	9	\$1,449,697
OMHHE	1	5	8	\$6,128,341
OS	1	1	1	\$2,800,000
Grand Total	1,054	5,648	16,433	\$49,199,773,483

Grant and action counts are based on the organization that administers the grant. Dollars are based on the organization providing funding, regardless of which organization administers the grant.

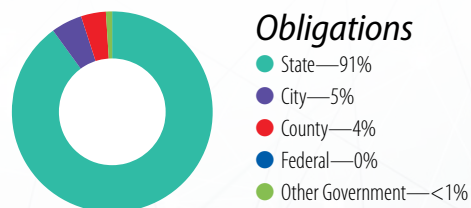
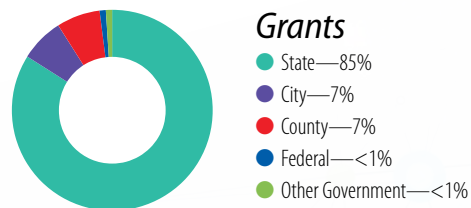
FY 2021 CDC New Grant Notices of Funding Opportunities (NOFO)



FY 2021 CDC Awards by Recipient Type



FY 2021 CDC Awards by Government Recipient Type

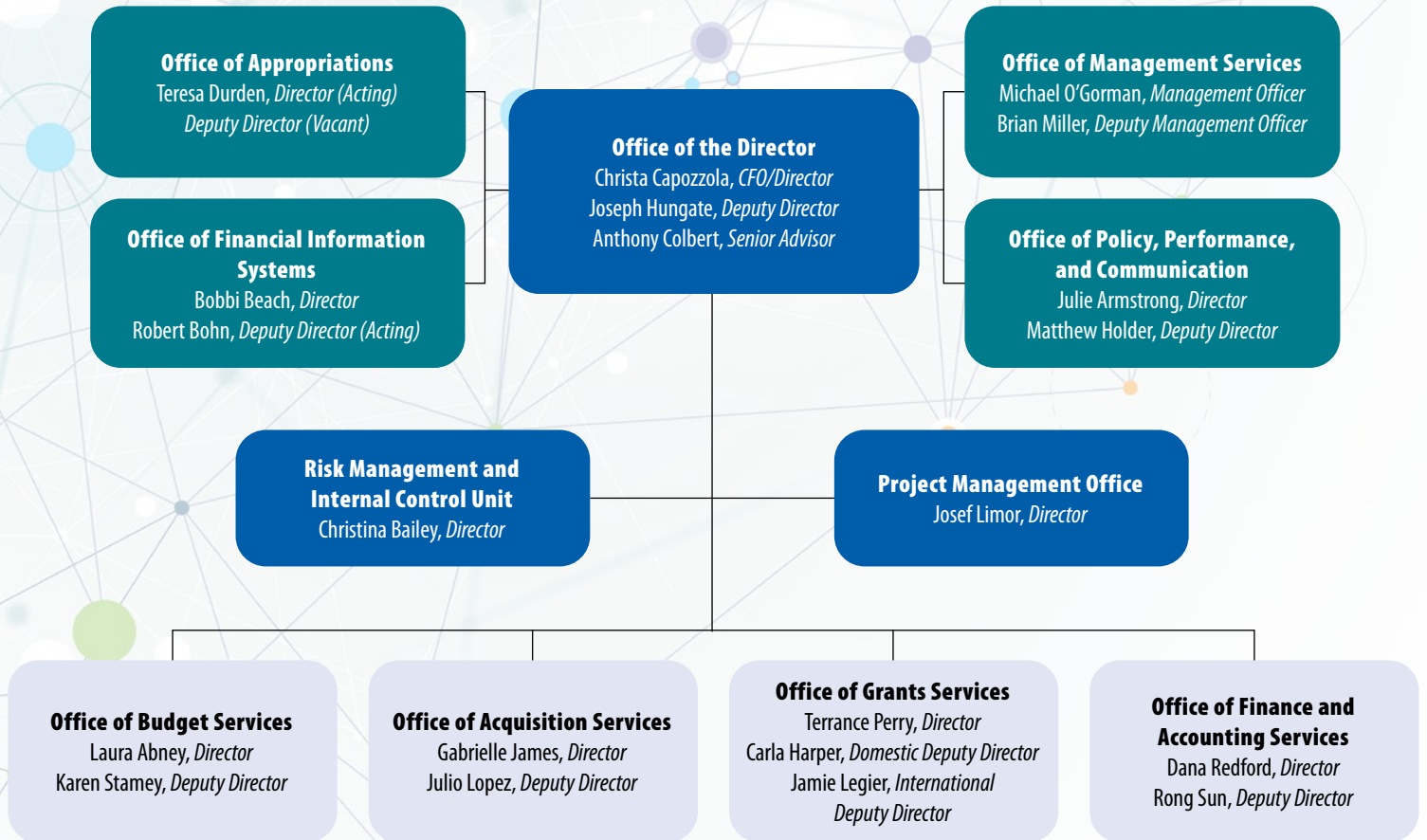


Data for these charts are from <http://taggs.hhs.gov>. Manual transactions may cause system totals to not match FY 2021 amounts in other charts. Numbers are rounded and may not add up to 100%.



Centers for Disease Control and Prevention
Office of the Chief Operating Officer

Office of Financial Resources Organization Chart



As of September 2021

OFR’s Vision and Mission

Vision

Excellence and innovation in the investment and management of public funds for public health through the proud contributions of a talented and diverse workforce.

Mission

The Office of Financial Resources contributes to the achievement of positive public health outcomes at CDC by providing exemplary customer-focused leadership and fiscal stewardship in appropriations, acquisitions, assistance, and financial management with accountability and sound business practices.