

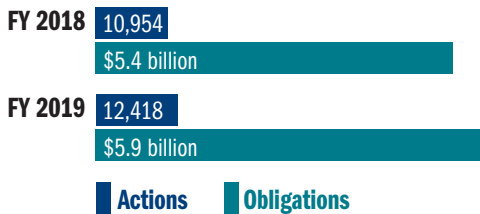
# OFFICE OF FINANCIAL RESOURCES

## FY 2019 ASSISTANCE SNAPSHOT

The Office of Financial Resources (OFR) awards more than 23,000 acquisition and assistance actions each year, obligating more than \$11.6 billion in federal funds. This allows public health funds to more quickly and effectively reach intended populations to maximize public health outcomes.

In FY 2019, the Office of Grants Services (OGS) supported 5,010 grant awards to 1,289 recipients. These 5,010 awards generated 12,418 actions. OGS processed and put more than \$5.9 billion into public health programs and research around the world. OGS also published 108 new Notice of Funding Opportunities (NOFOs).

### Comparison of FY 2018 and FY 2019 Total Grant Actions and Obligations Processed by OGS

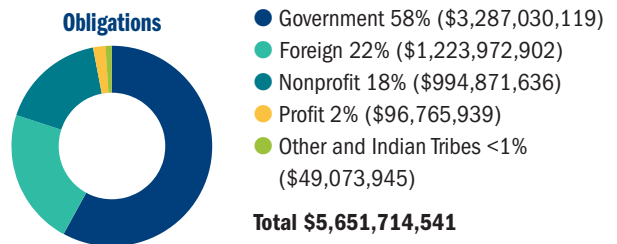
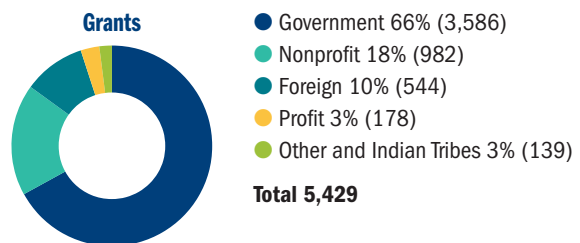


### CDC FY 2019 Grant Funds Obligated Through Centers, Institute, and Offices (CIOs)

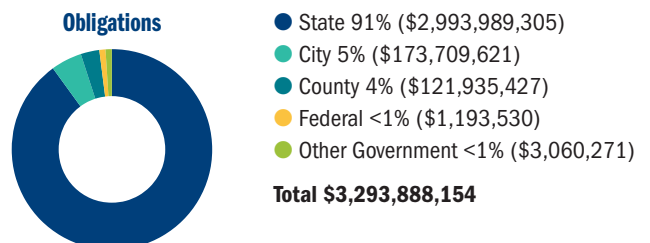
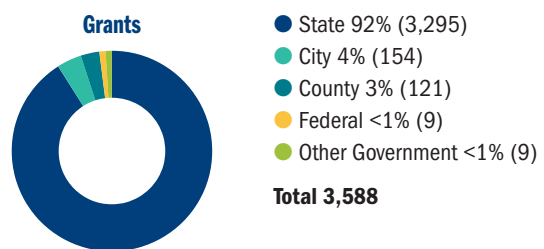
CIO	NOFOs	Grants	Actions	Obligations
ATSDR	13	49	108	\$25,054,009
CGH	447	644	2,358	\$2,024,988,397
CPR	7	247	730	\$617,977,075
CSELS	10	35	68	\$28,090,682
CSTLTS	10	278	477	\$325,988,665
NCBDDD	39	215	534	\$67,100,495
NCCDPHP	101	1,122	2,954	\$733,263,603
NCEH	34	198	516	\$76,792,973
NCEZID	53	195	656	\$310,372,530
NCHHSTP	126	938	2,052	\$758,483,587
NCHS	2	2	7	\$819,401
NCIPC	60	480	975	\$422,733,748
NCIRD	58	281	459	\$425,627,796
NIOSH	17	316	500	\$119,035,756
OD	5	10	24	\$4,850,051
<b>Grand Total</b>	<b>982</b>	<b>5,010</b>	<b>12,418</b>	<b>\$5,941,178,767</b>

Grant and action counts are based on the organization that administers the grant. Dollars are based on the organization providing funding, regardless of which organization administers the grant.

### CDC FY 2019 Percentage of Grants Awarded by Grantee Type



### CDC FY 2019 Percentage of Grants Awarded by the Type of Government Recipient


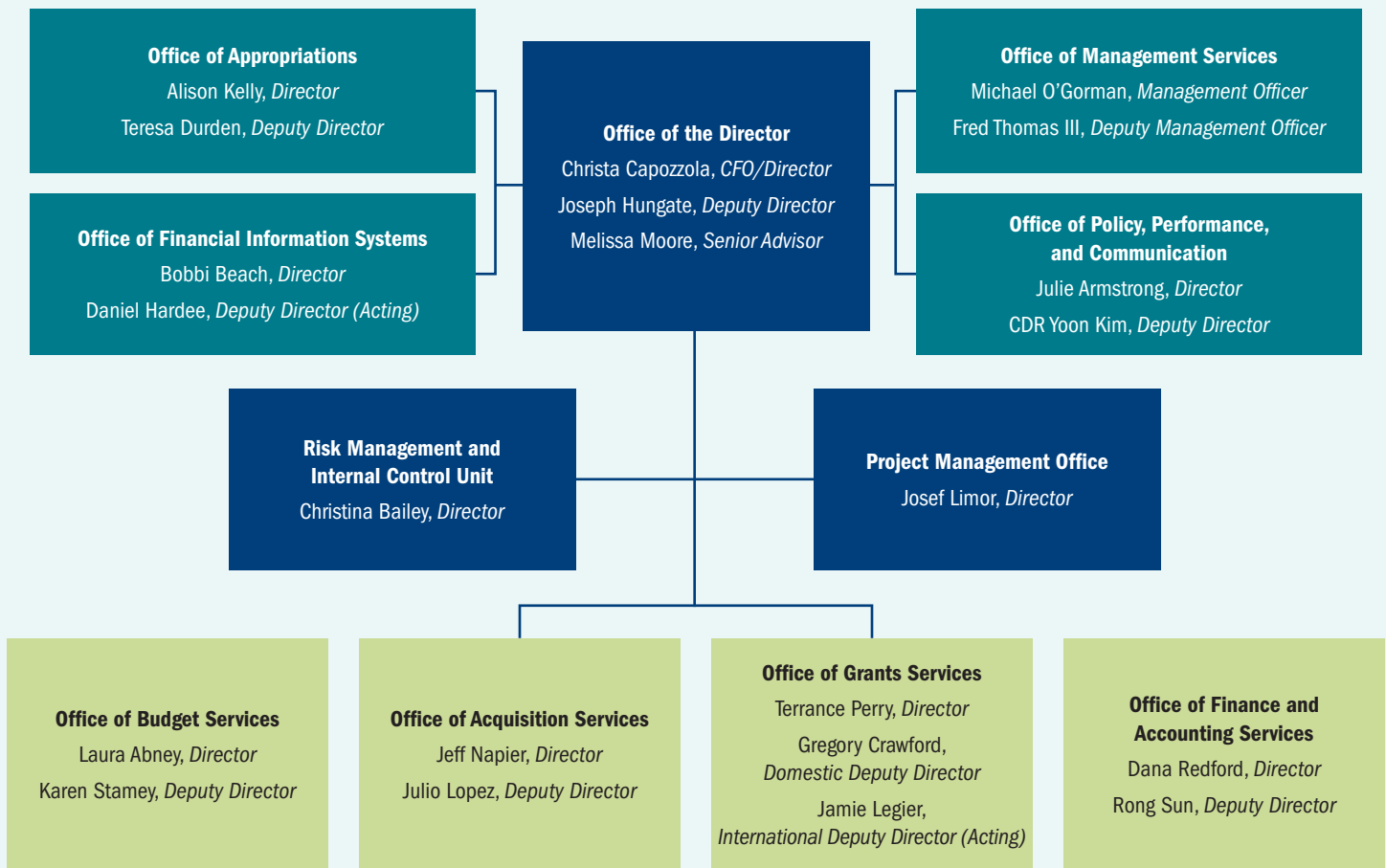


Data for these charts are from <http://tags.hhs.gov>. Manual transactions may cause system totals to not match FY 2019 amount in other charts.



**Centers for Disease Control and Prevention**  
Office of the Chief Operating Officer

# Office of Financial Resources Organization Chart



## OFR's Vision and Mission

### VISION

**Excellence and innovation in the investment and management of public funds for public health through the proud contributions of a talented and diverse workforce**

### MISSION

**The Office of Financial Resources contributes to the achievement of positive public health outcomes at CDC by providing exemplary customer-focused leadership and fiscal stewardship in appropriations, acquisitions, assistance, and financial management with accountability and sound business practices**