






TOP 5

Food-Germ Pairs Causing Outbreak-Associated Illnesses in 2015

Germ	Food category	Number of outbreaks	Number of outbreak-associated illnesses
<i>Salmonella</i>	 SEEDED VEGETABLES	4	1048
<i>Salmonella</i>	 PORK	8	615
<i>Salmonella</i>	 VEGETABLE ROW CROPS *INCLUDES FOODS SUCH AS LEAFY GREENS, ASPARAGUS, AND BROCCOLI	2	263
Norovirus	 OTHER *INCLUDES ITEMS SUCH AS CONDIMENTS, ICE, SOFT DRINKS, AND ALCOHOLIC BEVERAGES	6	225
<i>Clostridium perfringens</i>	 PORK	5	217

Source of data: Surveillance for Foodborne Disease Outbreaks, United States, 2015: Annual Report

For more food safety information, please visit:
www.cdc.gov/foodsafety

To read the report, please visit:
www.cdc.gov/foodsafety/fdoss



U.S. Department of
Health and Human Services
Centers for Disease
Control and Prevention