

















2014 FOOD SAFETY PROGRESS REPORT

Pathogen	Healthy People 2020 target rate	2014 rate*	Change compared with 2006-2008†	
<i>Campylobacter</i>	 8.5	13.45	 13% increase	
<i>E. coli</i> O157 [§]	 0.6	0.92	 32% decrease	
<i>Listeria</i>	 0.2	0.24	No change	
<i>Salmonella</i>	 11.4	15.45	No change	
<i>Vibrio</i>	 0.2	0.45	 52% increase	
<i>Yersinia</i>	 0.3	0.28	 22% decrease	

*Culture-confirmed infections per 100,000 population

† 2006-2008 were the baseline years used to establish Healthy People 2020 targets

§ Shiga toxin-producing *Escherichia coli* O157



U.S. Department of
Health and Human Services
Centers for Disease
Control and Prevention