

Maps of Trends in Diagnosed Diabetes and Obesity

April 2017

CDC's Division of Diabetes Translation. United States
Diabetes Surveillance System available at
<http://www.cdc.gov/diabetes/data>

The maps show the trend in the age-adjusted prevalence of obesity and diagnosed diabetes among US adults aged 18 years or older from 1994 through 2015. During this period, the prevalence of obesity and the prevalence of diagnosed diabetes rose in all states. In 1994, all but two states had prevalence of obesity less than 18% and no state exceeded 22%. In 2015, no state had less than 18% and all but one state exceeded 22%. Similarly for diagnosed diabetes, in 1994, no state had prevalence less than 6.0%. In 2015, all states exceeded 6.0%; 27 of these exceeded 9.0%. Because there were major changes in the survey methods in 2011, caution should be taken when compare estimates across 2011 (please refer to <http://www.cdc.gov/surveillancepractice/reports/brfss/brfss.html> for more detailed information).

Data Source and Methodology

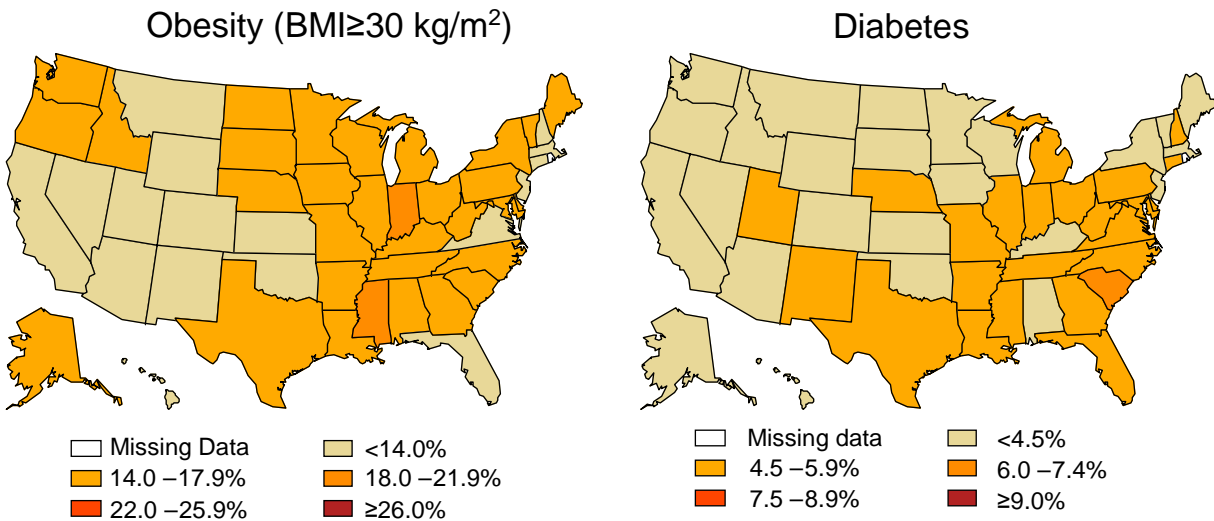
The prevalence of obesity and diagnosed diabetes among US adults aged 18 years or older were determined using data from the Behavioral Risk Factor Surveillance System (BRFSS), available at <http://www.cdc.gov/brfss>. An ongoing, yearly, state-based telephone survey of the non-institutionalized adult population in each state, the BRFSS provides state-specific information on behavioral risk factors for disease and on preventive health practices. Respondents who reported that a physician told them they had diabetes (other than during pregnancy) were considered to have diagnosed diabetes. Self reported weight and height were used to calculate body mass index (BMI): weight in kilograms divided by the square of height in meters. A BMI greater than or equal to 30 was considered to be obese. Rates were age-adjusted to the 2000 U.S. standard population based on age groups 18–44, 45–64, 65–74, and 75 years or older.

Additional information on overweight and obesity and additional obesity trend data are available at <http://www.cdc.gov/nccdphp/dnpa/obesity/index.htm>.

Data for the Maps

Age-Adjusted Prevalence of Obesity and Diagnosed Diabetes Among US Adults

1994



CDC's Division of Diabetes Translation. United States Diabetes Surveillance
System available at <http://www.cdc.gov/diabetes/data>



Age-Adjusted Prevalence of Diagnosed Diabetes Among US Adults, 1994

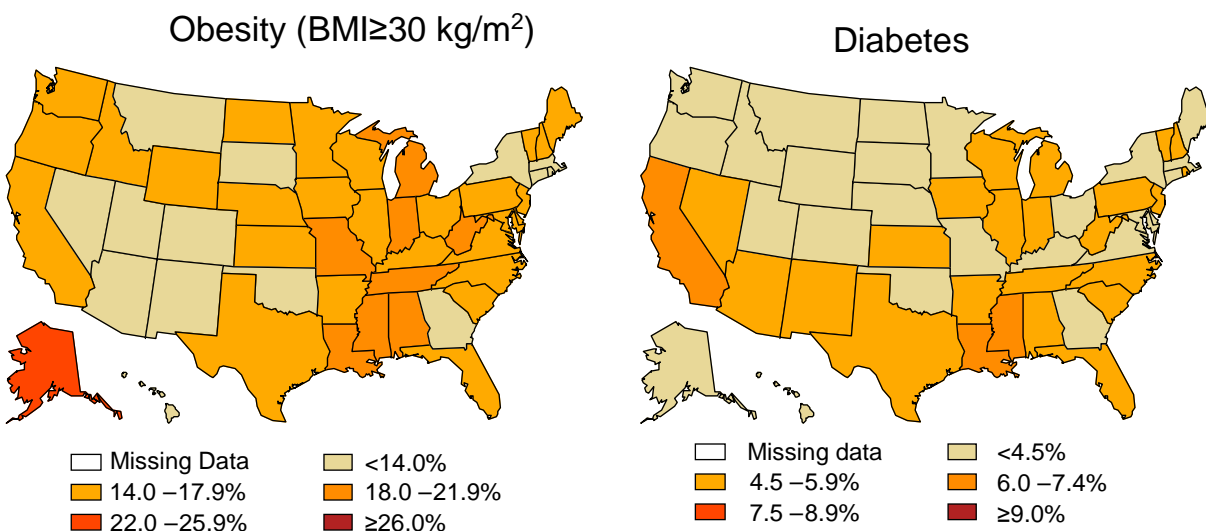
Missing Data	<4.5%	4.5%–5.9%	6.0%–7.4%	7.5%–8.9%	9.0%+
Rhode Island	Alabama	Arkansas	South Carolina		
	Alaska	Connecticut			
	Arizona	Delaware			
	California	District of Columbia			
	Colorado	Florida			
	Hawaii	Georgia			
	Idaho	Illinois			
	Iowa	Indiana			
	Kansas	Louisiana			
	Kentucky	Maryland			
	Maine	Michigan			
	Massachusetts	Mississippi			
	Minnesota	Missouri			
	Montana	Nebraska			
	Nevada	New Hampshire			
	New Jersey	New Mexico			
	New York	North Carolina			
	North Dakota	Ohio			
	Oklahoma	Pennsylvania			
	Oregon	Tennessee			
	South Dakota	Texas			
	Vermont	Utah			
	Washington	Virginia			
	Wisconsin	West Virginia			
	Wyoming				

Age-Adjusted Prevalence of Obesity Among US Adults, 1994

Missing Data	<14.0%	14.0%–17.9%	18.0%–21.9%	22.0%–25.9%	26.0%+
Rhode Island	Arizona	Alabama	Indiana		
	California	Alaska	Mississippi		
	Colorado	Arkansas			
	Connecticut	Delaware			
	Florida	District of Columbia			
	Hawaii	Georgia			
	Kansas	Idaho			
	Massachusetts	Illinois			
	Montana	Iowa			
	Nevada	Kentucky			
	New Hampshire	Louisiana			
	New Jersey	Maine			
	New Mexico	Maryland			
	Oklahoma	Michigan			
	Utah	Minnesota			
	Virginia	Missouri			
	Wyoming	Nebraska			
		New York			
		North Carolina			
		North Dakota			
		Ohio			
		Oregon			
		Pennsylvania			
		South Carolina			
		South Dakota			
		Tennessee			
		Texas			
		Vermont			
		Washington			
		West Virginia			
		Wisconsin			

Age-Adjusted Prevalence of Obesity and Diagnosed Diabetes Among US Adults

1995



CDC's Division of Diabetes Translation. United States Diabetes Surveillance
System available at <http://www.cdc.gov/diabetes/data>



Age-Adjusted Prevalence of Diagnosed Diabetes Among US Adults, 1995

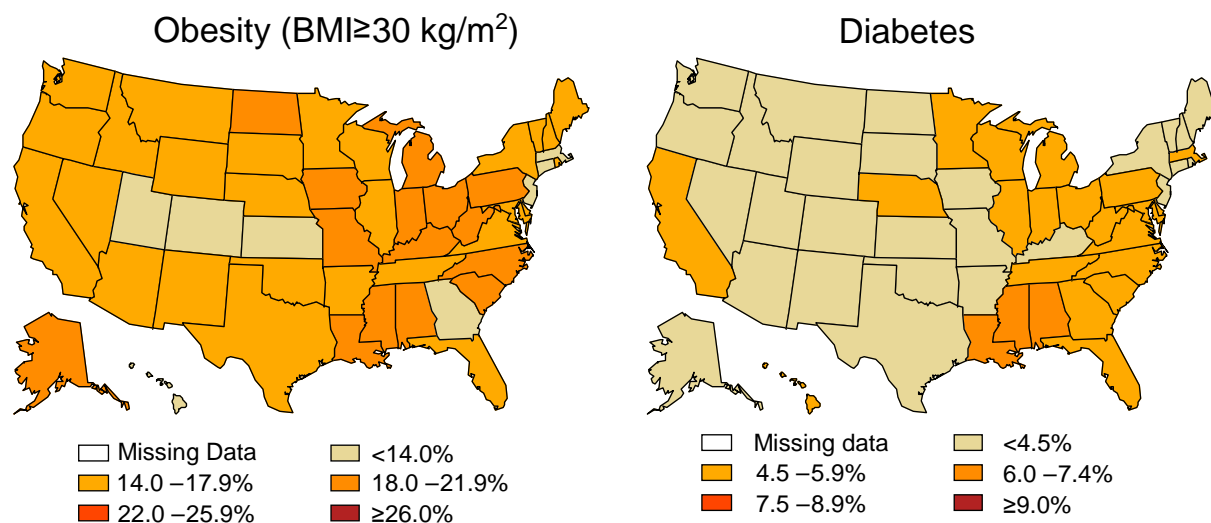
Missing Data	<4.5%	4.5%–5.9%	6.0%–7.4%	7.5%–8.9%	9.0%+
District of Columbia	Alaska	Alabama	California		
	Colorado	Arizona	Louisiana		
	Connecticut	Arkansas	Mississippi		
	Delaware	Florida			
	Georgia	Illinois			
	Hawaii	Indiana			
	Idaho	Iowa			
	Kentucky	Kansas			
	Maine	Michigan			
	Maryland	Nevada			
	Massachusetts	New Hampshire			
	Minnesota	New Jersey			
	Missouri	New Mexico			
	Montana	North Carolina			
	Nebraska	Pennsylvania			
	New York	Rhode Island			
	North Dakota	South Carolina			
	Ohio	Tennessee			
	Oklahoma	Texas			
	Oregon	Vermont			
	South Dakota	West Virginia			
	Utah	Wisconsin			
	Virginia				
	Washington				
	Wyoming				

Age-Adjusted Prevalence of Obesity Among US Adults, 1995

Missing Data	<14.0%	14.0%–17.9%	18.0%–21.9%	22.0%–25.9%	26.0%+
District of Columbia	Arizona	Arkansas	Alabama	Alaska	
	Colorado	California	Indiana		
	Connecticut	Delaware	Louisiana		
	Georgia	Florida	Michigan		
	Hawaii	Idaho	Mississippi		
	Massachusetts	Illinois	Missouri		
	Montana	Iowa	Tennessee		
	Nevada	Kansas	West Virginia		
	New Mexico	Kentucky			
	New York	Maine			
	Oklahoma	Maryland			
	Rhode Island	Minnesota			
	South Dakota	Nebraska			
	Utah	New Hampshire			
		New Jersey			
		North Carolina			
		North Dakota			
		Ohio			
		Oregon			
		Pennsylvania			
		South Carolina			
		Texas			
		Vermont			
		Virginia			
		Washington			
		Wisconsin			
		Wyoming			

Age-Adjusted Prevalence of Obesity and Diagnosed Diabetes Among US Adults

1996



CDC's Division of Diabetes Translation. United States Diabetes Surveillance System available at <http://www.cdc.gov/diabetes/data>



Age-Adjusted Prevalence of Diagnosed Diabetes Among US Adults, 1996

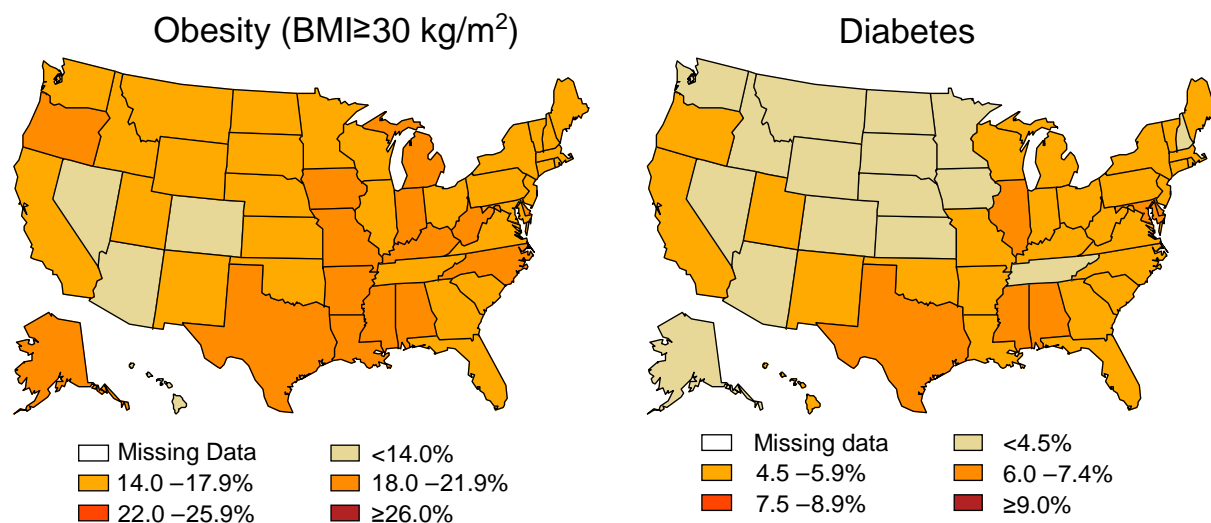
Missing Data	<4.5%	4.5%–5.9%	6.0%–7.4%	7.5%–8.9%	9.0%+
	Alaska	California	Alabama		
	Arizona	Delaware	District of Columbia		
	Arkansas	Florida	Louisiana		
	Colorado	Georgia	Mississippi		
	Connecticut	Hawaii			
	Idaho	Illinois			
	Iowa	Indiana			
	Kansas	Maryland			
	Kentucky	Massachusetts			
	Maine	Michigan			
	Missouri	Minnesota			
	Montana	Nebraska			
	Nevada	North Carolina			
	New Hampshire	Ohio			
	New Jersey	Pennsylvania			
	New Mexico	South Carolina			
	New York	Tennessee			
	North Dakota	Virginia			
	Oklahoma	West Virginia			
	Oregon	Wisconsin			
	Rhode Island				
	South Dakota				
	Texas				
	Utah				
	Vermont				
	Washington				
	Wyoming				

Age-Adjusted Prevalence of Obesity Among US Adults, 1996

Missing Data	<14.0%	14.0%–17.9%	18.0%–21.9%	22.0%–25.9%	26.0%+
	Colorado	Arizona	Alabama		
	Connecticut	Arkansas	Alaska		
	Georgia	California	Indiana		
	Hawaii	Delaware	Iowa		
	Kansas	District of Columbia	Kentucky		
	Massachusetts	Florida	Louisiana		
	New Jersey	Idaho	Michigan		
	Utah	Illinois	Mississippi		
		Maine	Missouri		
		Maryland	North Carolina		
		Minnesota	North Dakota		
		Montana	Ohio		
		Nebraska	Pennsylvania		
		Nevada	South Carolina		
		New Hampshire	West Virginia		
		New Mexico			
		New York			
		Oklahoma			
		Oregon			
		Rhode Island			
		South Dakota			
		Tennessee			
		Texas			
		Vermont			
		Virginia			
		Washington			
		Wisconsin			
		Wyoming			

Age-Adjusted Prevalence of Obesity and Diagnosed Diabetes Among US Adults

1997



CDC's Division of Diabetes Translation. United States Diabetes Surveillance System available at <http://www.cdc.gov/diabetes/data>



Age-Adjusted Prevalence of Diagnosed Diabetes Among US Adults, 1997

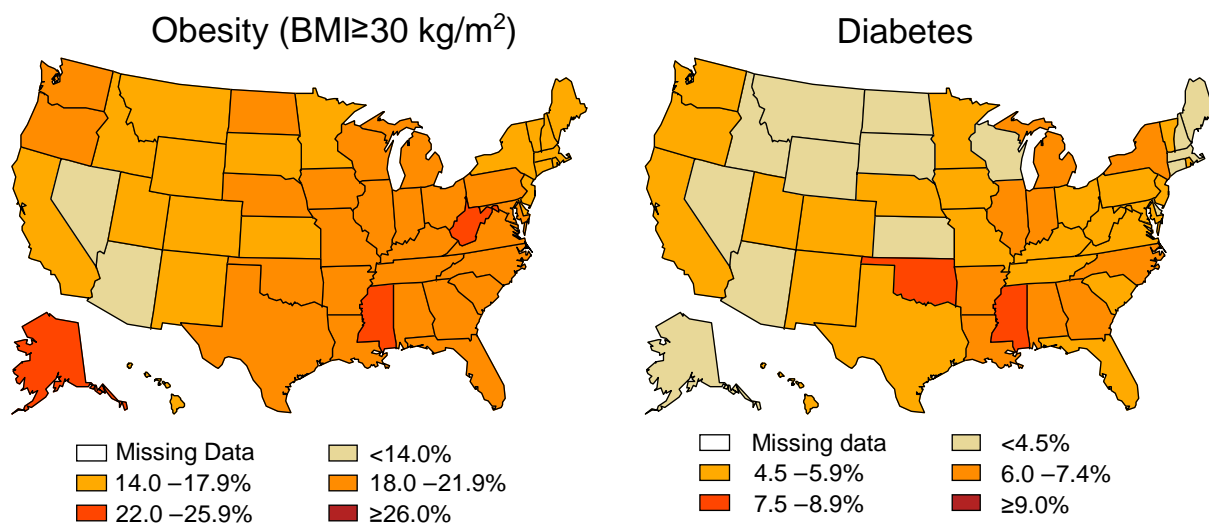
Missing Data	<4.5%	4.5%–5.9%	6.0%–7.4%	7.5%–8.9%	9.0%+
	Alaska	Arkansas	Alabama		
	Arizona	California	Delaware		
	Colorado	Connecticut	Illinois		
	Idaho	District of Columbia	Maryland		
	Iowa	Florida	Mississippi		
	Kansas	Georgia	Texas		
	Minnesota	Hawaii			
	Montana	Indiana			
	Nebraska	Kentucky			
	Nevada	Louisiana			
	New Hampshire	Maine			
	North Dakota	Massachusetts			
	South Dakota	Michigan			
	Tennessee	Missouri			
	Washington	New Jersey			
	Wyoming	New Mexico			
		New York			
		North Carolina			
		Ohio			
		Oklahoma			
		Oregon			
		Pennsylvania			
		Rhode Island			
		South Carolina			
		Utah			
		Vermont			
		Virginia			
		West Virginia			
		Wisconsin			

Age-Adjusted Prevalence of Obesity Among US Adults, 1997

Missing Data	<14.0%	14.0%–17.9%	18.0%–21.9%	22.0%–25.9%	26.0%+
	Arizona	California	Alabama		
	Colorado	Connecticut	Alaska		
	Hawaii	District of Columbia	Arkansas		
	Nevada	Florida	Delaware		
		Georgia	Indiana		
		Idaho	Iowa		
		Illinois	Kentucky		
		Kansas	Louisiana		
		Maine	Michigan		
		Maryland	Mississippi		
		Massachusetts	Missouri		
		Minnesota	North Carolina		
		Montana	Oregon		
		Nebraska	Texas		
		New Hampshire	West Virginia		
		New Jersey			
		New Mexico			
		New York			
		North Dakota			
		Ohio			
		Oklahoma			
		Pennsylvania			
		Rhode Island			
		South Carolina			
		South Dakota			
		Tennessee			
		Utah			
		Vermont			
		Virginia			
		Washington			
		Wisconsin			
		Wyoming			

Age-Adjusted Prevalence of Obesity and Diagnosed Diabetes Among US Adults

1998



CDC's Division of Diabetes Translation. United States Diabetes Surveillance System available at <http://www.cdc.gov/diabetes/data>



Age-Adjusted Prevalence of Diagnosed Diabetes Among US Adults, 1998

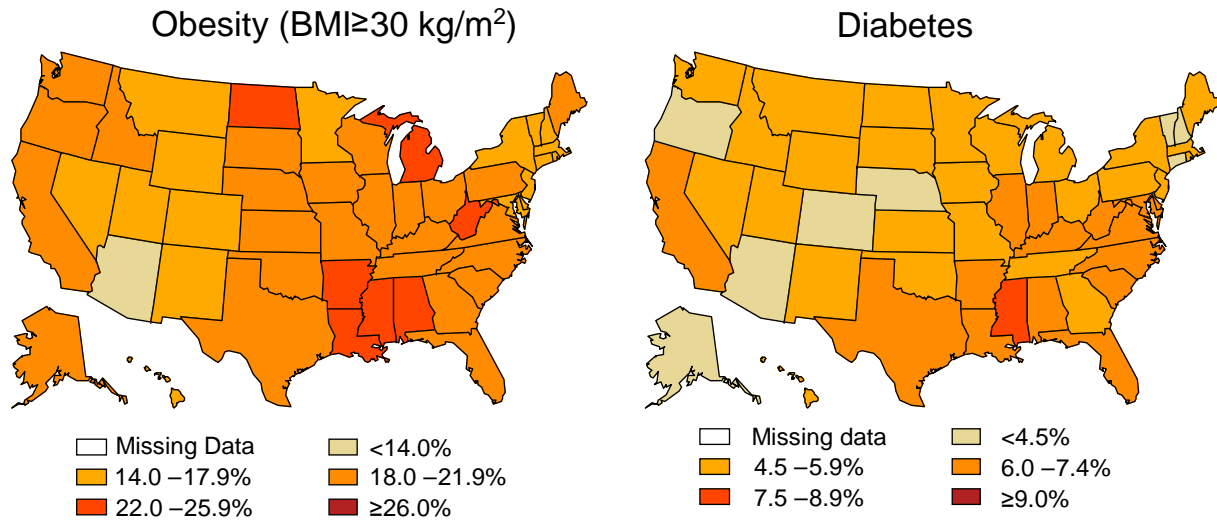
Missing Data	<4.5%	4.5%–5.9%	6.0%–7.4%	7.5%–8.9%	9.0%+
	Alaska	California	Alabama	Mississippi	
	Arizona	Colorado	Arkansas	Oklahoma	
	Connecticut	Florida	District of Columbia		
	Delaware	Hawaii	Georgia		
	Idaho	Iowa	Illinois		
	Kansas	Kentucky	Indiana		
	Maine	Maryland	Louisiana		
	Massachusetts	Minnesota	Michigan		
	Montana	Missouri	New York		
	Nevada	Nebraska	North Carolina		
	New Hampshire	New Jersey			
	North Dakota	New Mexico			
	South Dakota	Ohio			
	Wisconsin	Oregon			
	Wyoming	Pennsylvania			
		Rhode Island			
		South Carolina			
		Tennessee			
		Texas			
		Utah			
		Vermont			
		Virginia			
		Washington			
		West Virginia			

Age-Adjusted Prevalence of Obesity Among US Adults, 1998

Missing Data	<14.0%	14.0%–17.9%	18.0%–21.9%	22.0%–25.9%	26.0%+
	Arizona	California	Alabama	Alaska	
	Nevada	Colorado	Arkansas	Mississippi	
		Connecticut	District of Columbia	West Virginia	
		Delaware	Florida		
		Hawaii	Georgia		
		Idaho	Illinois		
		Kansas	Indiana		
		Maine	Iowa		
		Massachusetts	Kentucky		
		Minnesota	Louisiana		
		Montana	Maryland		
		New Hampshire	Michigan		
		New Jersey	Missouri		
		New Mexico	Nebraska		
		New York	North Carolina		
		Rhode Island	North Dakota		
		South Dakota	Ohio		
		Utah	Oklahoma		
		Vermont	Oregon		
		Wyoming	Pennsylvania		
			South Carolina		
			Tennessee		
			Texas		
			Virginia		
			Washington		
			Wisconsin		

Age-Adjusted Prevalence of Obesity and Diagnosed Diabetes Among US Adults

1999



CDC's Division of Diabetes Translation. United States Diabetes Surveillance System available at <http://www.cdc.gov/diabetes/data>



Age-Adjusted Prevalence of Diagnosed Diabetes Among US Adults, 1999

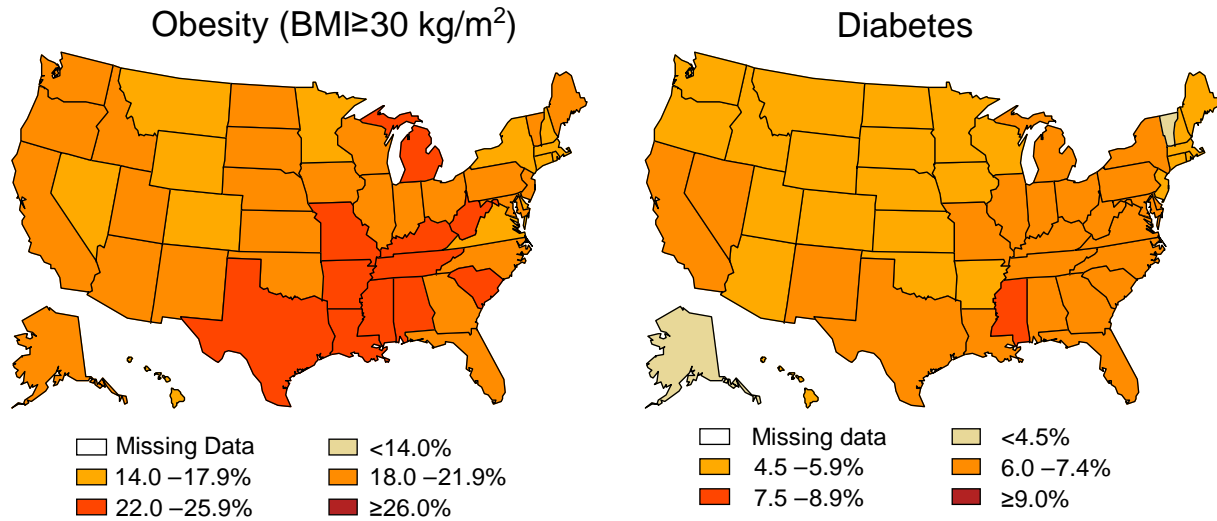
Missing Data	<4.5%	4.5%–5.9%	6.0%–7.4%	7.5%–8.9%	9.0%+
	Alaska	Georgia	Alabama	Mississippi	
	Arizona	Hawaii	Arkansas		
	Colorado	Idaho	California		
	Connecticut	Iowa	Delaware		
	Nebraska	Kansas	District of Columbia		
	New Hampshire	Maine	Florida		
	Oregon	Massachusetts	Illinois		
	Vermont	Michigan	Indiana		
		Minnesota	Kentucky		
		Missouri	Louisiana		
		Montana	Maryland		
		Nevada	North Carolina		
		New Jersey	South Carolina		
		New Mexico	Texas		
		New York	Virginia		
		North Dakota	West Virginia		
		Ohio			
		Oklahoma			
		Pennsylvania			
		Rhode Island			
		South Dakota			
		Tennessee			
		Utah			
		Washington			
		Wisconsin			
		Wyoming			

Age-Adjusted Prevalence of Obesity Among US Adults, 1999

Missing Data	<14.0%	14.0%–17.9%	18.0%–21.9%	22.0%–25.9%	26.0%+
	Arizona	Colorado	Alaska	Alabama	
		Connecticut	California	Arkansas	
		Delaware	District of Columbia	Louisiana	
		Hawaii	Florida	Michigan	
		Maryland	Georgia	Mississippi	
		Massachusetts	Idaho	North Dakota	
		Minnesota	Illinois	West Virginia	
		Montana	Indiana		
		Nevada	Iowa		
		New Hampshire	Kansas		
		New Jersey	Kentucky		
		New Mexico	Maine		
		New York	Missouri		
		Rhode Island	Nebraska		
		Utah	North Carolina		
		Vermont	Ohio		
		Wyoming	Oklahoma		
			Oregon		
			Pennsylvania		
			South Carolina		
			South Dakota		
			Tennessee		
			Texas		
			Virginia		
			Washington		
			Wisconsin		

Age-Adjusted Prevalence of Obesity and Diagnosed Diabetes Among US Adults

2000



CDC's Division of Diabetes Translation. United States Diabetes Surveillance System available at <http://www.cdc.gov/diabetes/data>



Age-Adjusted Prevalence of Diagnosed Diabetes Among US Adults, 2000

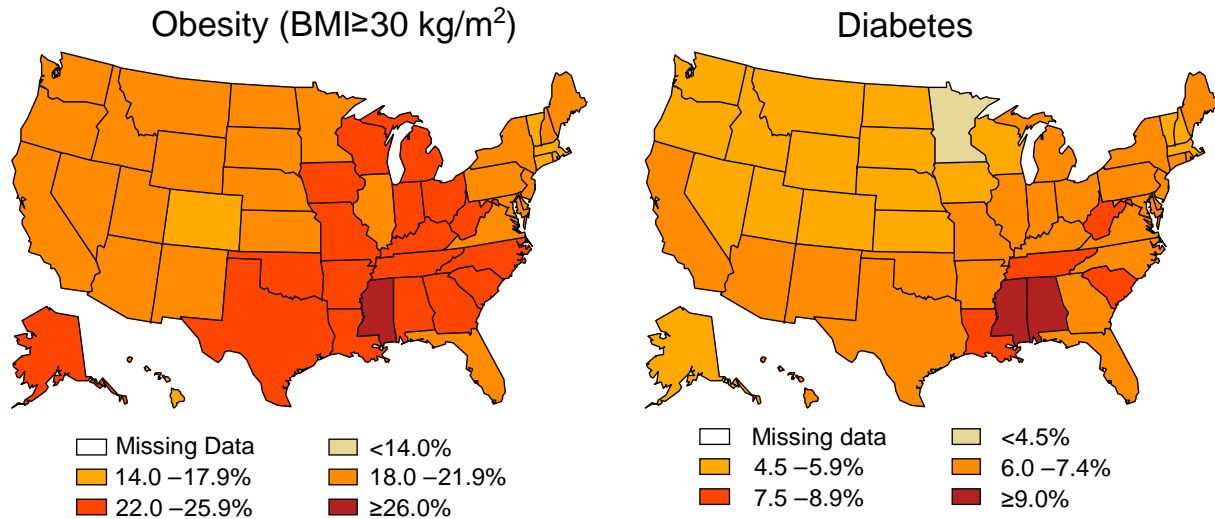
Missing Data	<4.5%	4.5%–5.9%	6.0%–7.4%	7.5%–8.9%	9.0%+
	Alaska	Arizona	Alabama	Mississippi	
	Vermont	Arkansas	California		
		Colorado	Delaware		
		Connecticut	District of Columbia		
		Hawaii	Florida		
		Idaho	Georgia		
		Iowa	Illinois		
		Kansas	Indiana		
		Maine	Kentucky		
		Massachusetts	Louisiana		
		Minnesota	Maryland		
		Montana	Michigan		
		Nebraska	Missouri		
		New Hampshire	Nevada		
		New Jersey	New Mexico		
		North Dakota	New York		
		Oklahoma	North Carolina		
		Oregon	Ohio		
		Rhode Island	Pennsylvania		
		South Dakota	South Carolina		
		Utah	Tennessee		
		Washington	Texas		
		Wisconsin	Virginia		
		Wyoming	West Virginia		

Age-Adjusted Prevalence of Obesity Among US Adults, 2000

Missing Data	<14.0%	14.0%–17.9%	18.0%–21.9%	22.0%–25.9%	26.0%+
		Colorado	Alaska	Alabama	
		Connecticut	Arizona	Arkansas	
		Delaware	California	Kentucky	
		Hawaii	District of Columbia	Louisiana	
		Massachusetts	Florida	Michigan	
		Minnesota	Georgia	Mississippi	
		Montana	Idaho	Missouri	
		Nevada	Illinois	South Carolina	
		New Hampshire	Indiana	Tennessee	
		New York	Iowa	Texas	
		Rhode Island	Kansas	West Virginia	
		Virginia	Maine		
		Wyoming	Maryland		
			Nebraska		
			New Jersey		
			New Mexico		
			North Carolina		
			North Dakota		
			Ohio		
			Oklahoma		
			Oregon		
			Pennsylvania		
			South Dakota		
			Utah		
			Vermont		
			Washington		
			Wisconsin		

Age-Adjusted Prevalence of Obesity and Diagnosed Diabetes Among US Adults

2001



CDC's Division of Diabetes Translation. United States Diabetes Surveillance System available at <http://www.cdc.gov/diabetes/data>



Age-Adjusted Prevalence of Diagnosed Diabetes Among US Adults, 2001

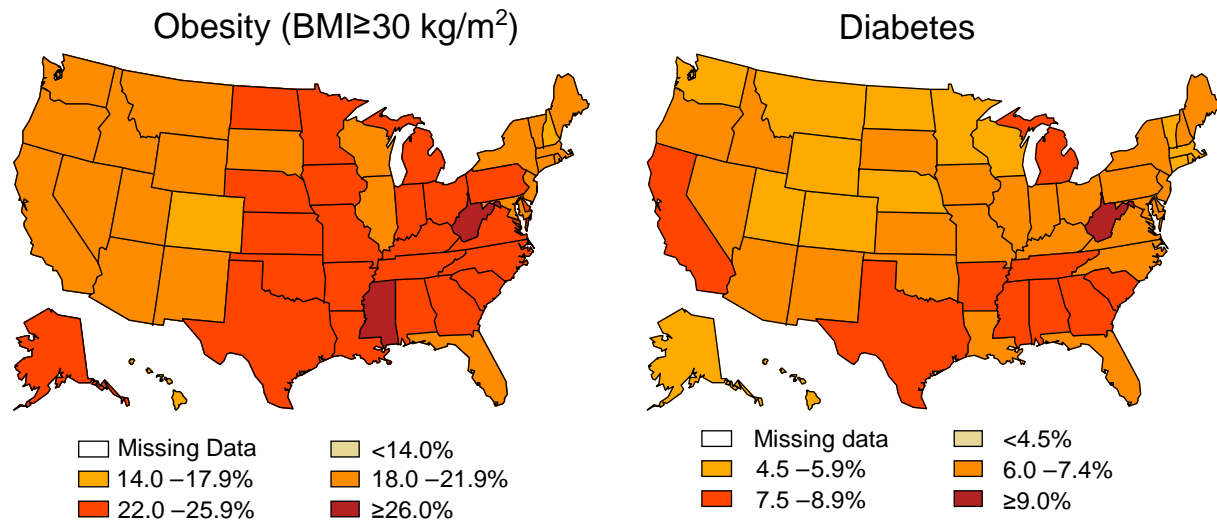
Missing Data	<4.5%	4.5%–5.9%	6.0%–7.4%	7.5%–8.9%	9.0%+
	Minnesota	Alaska	Arizona	District of Columbia	Alabama
		Colorado	Arkansas	Louisiana	Mississippi
		Idaho	California	South Carolina	
		Iowa	Connecticut	Tennessee	
		Kansas	Delaware	West Virginia	
		Massachusetts	Florida		
		Montana	Georgia		
		Nebraska	Hawaii		
		Nevada	Illinois		
		New Hampshire	Indiana		
		North Dakota	Kentucky		
		Oregon	Maine		
		South Dakota	Maryland		
		Utah	Michigan		
		Vermont	Missouri		
		Washington	New Jersey		
		Wisconsin	New Mexico		
		Wyoming	New York		
			North Carolina		
			Ohio		
			Oklahoma		
			Pennsylvania		
			Rhode Island		
			Texas		
			Virginia		

Age-Adjusted Prevalence of Obesity Among US Adults, 2001

Missing Data	<14.0%	14.0%–17.9%	18.0%–21.9%	22.0%–25.9%	26.0%+
		Colorado	Arizona	Alabama	Mississippi
		Connecticut	California	Alaska	
		Hawaii	Delaware	Arkansas	
		Massachusetts	District of Columbia	Georgia	
		Rhode Island	Florida	Indiana	
		Vermont	Idaho	Iowa	
			Illinois	Kentucky	
			Kansas	Louisiana	
			Maine	Michigan	
			Maryland	Missouri	
			Minnesota	North Carolina	
			Montana	Ohio	
			Nebraska	Oklahoma	
			Nevada	South Carolina	
			New Hampshire	Tennessee	
			New Jersey	Texas	
			New Mexico	West Virginia	
			New York	Wisconsin	
			North Dakota		
			Oregon		
			Pennsylvania		
			South Dakota		
			Utah		
			Virginia		
			Washington		
			Wyoming		

Age-Adjusted Prevalence of Obesity and Diagnosed Diabetes Among US Adults

2002



CDC's Division of Diabetes Translation. United States Diabetes Surveillance System available at <http://www.cdc.gov/diabetes/data>



Age-Adjusted Prevalence of Diagnosed Diabetes Among US Adults, 2002

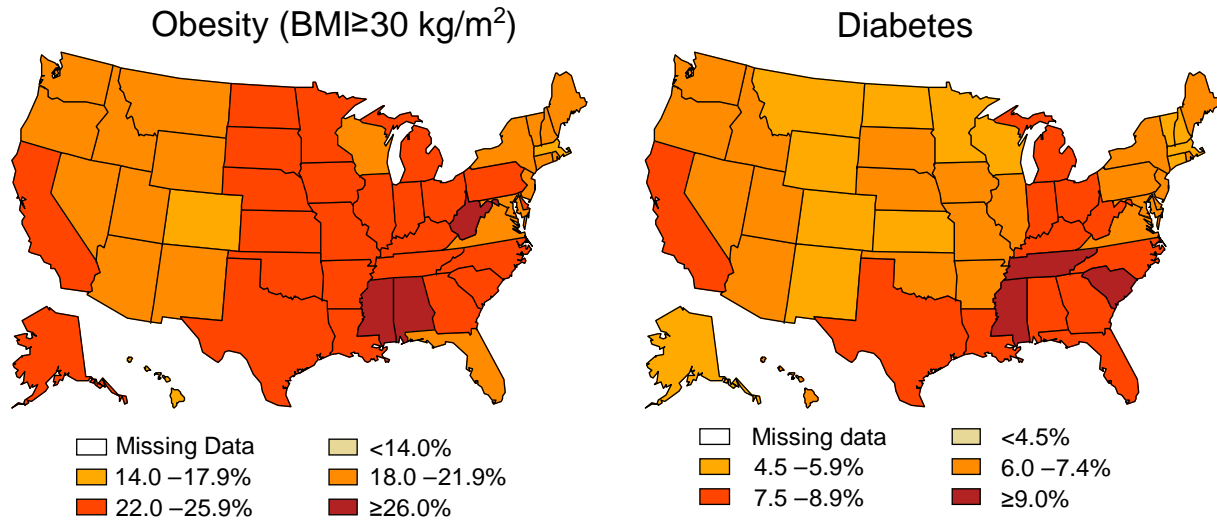
Missing Data	<4.5%	4.5%–5.9%	6.0%–7.4%	7.5%–8.9%	9.0%+
		Alaska	Arizona	Alabama	West Virginia
		Colorado	Delaware	Arkansas	
		Connecticut	Florida	California	
		Hawaii	Idaho	District of Columbia	
		Massachusetts	Illinois	Georgia	
		Minnesota	Indiana	Michigan	
		Montana	Iowa	Mississippi	
		Nebraska	Kansas	South Carolina	
		North Dakota	Kentucky	Tennessee	
		Rhode Island	Louisiana	Texas	
		Utah	Maine		
		Vermont	Maryland		
		Washington	Missouri		
		Wisconsin	Nevada		
		Wyoming	New Hampshire		
			New Jersey		
			New Mexico		
			New York		
			North Carolina		
			Ohio		
			Oklahoma		
			Oregon		
			Pennsylvania		
			South Dakota		
			Virginia		

Age-Adjusted Prevalence of Obesity Among US Adults, 2002

Missing Data	<14.0%	14.0%–17.9%	18.0%–21.9%	22.0%–25.9%	26.0%+
		Colorado	Arizona	Alabama	Mississippi
		Hawaii	California	Alaska	West Virginia
		New Hampshire	Connecticut	Arkansas	
			District of Columbia	Delaware	
			Florida	Georgia	
			Idaho	Indiana	
			Illinois	Iowa	
			Maine	Kansas	
			Maryland	Kentucky	
			Massachusetts	Louisiana	
			Montana	Michigan	
			Nevada	Minnesota	
			New Jersey	Missouri	
			New Mexico	Nebraska	
			New York	North Carolina	
			Oregon	North Dakota	
			Rhode Island	Ohio	
			South Dakota	Oklahoma	
			Utah	Pennsylvania	
			Vermont	South Carolina	
			Washington	Tennessee	
			Wisconsin	Texas	
			Wyoming	Virginia	

Age-Adjusted Prevalence of Obesity and Diagnosed Diabetes Among US Adults

2003



CDC's Division of Diabetes Translation. United States Diabetes Surveillance System available at <http://www.cdc.gov/diabetes/data>



Age-Adjusted Prevalence of Diagnosed Diabetes Among US Adults, 2003

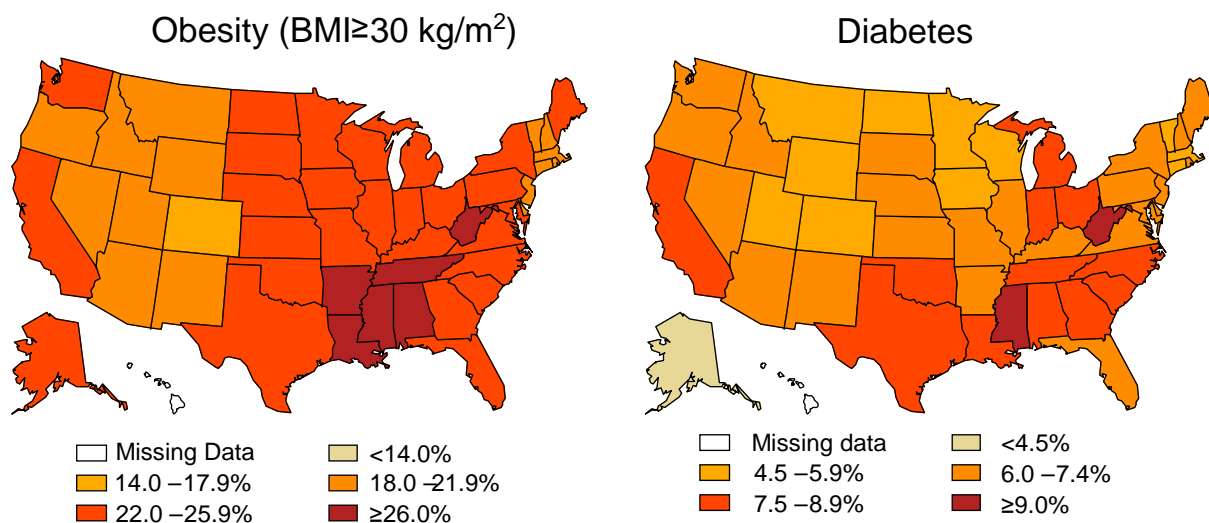
Missing Data	<4.5%	4.5%–5.9%	6.0%–7.4%	7.5%–8.9%	9.0%+
		Alaska	Arizona	Alabama	Mississippi
		Colorado	Arkansas	California	South Carolina
		Connecticut	Delaware	District of Columbia	Tennessee
		Kansas	Hawaii	Florida	
		Massachusetts	Idaho	Georgia	
		Minnesota	Illinois	Indiana	
		Montana	Iowa	Kentucky	
		New Hampshire	Maine	Louisiana	
		New Mexico	Maryland	Michigan	
		North Dakota	Missouri	North Carolina	
		Vermont	Nebraska	Ohio	
		Wisconsin	Nevada	Texas	
		Wyoming	New Jersey	West Virginia	
			New York		
			Oklahoma		
			Oregon		
			Pennsylvania		
			Rhode Island		
			South Dakota		
			Utah		
			Virginia		
			Washington		

Age-Adjusted Prevalence of Obesity Among US Adults, 2003

Missing Data	<14.0%	14.0%–17.9%	18.0%–21.9%	22.0%–25.9%	26.0%+
		Colorado	Arizona	Alaska	Alabama
		Hawaii	Connecticut	Arkansas	Mississippi
		Massachusetts	District of Columbia	California	West Virginia
			Florida	Delaware	
			Idaho	Georgia	
			Maine	Illinois	
			Maryland	Indiana	
			Montana	Iowa	
			Nevada	Kansas	
			New Hampshire	Kentucky	
			New Jersey	Louisiana	
			New Mexico	Michigan	
			New York	Minnesota	
			Oregon	Missouri	
			Rhode Island	Nebraska	
			Utah	North Carolina	
			Vermont	North Dakota	
			Virginia	Ohio	
			Washington	Oklahoma	
			Wisconsin	Pennsylvania	
			Wyoming	South Carolina	
				South Dakota	
				Tennessee	
				Texas	

Age-Adjusted Prevalence of Obesity and Diagnosed Diabetes Among US Adults

2004



CDC's Division of Diabetes Translation. United States Diabetes Surveillance
System available at [http:// www.cdc.gov /diabetes/data](http://www.cdc.gov/diabetes/data)



Age-Adjusted Prevalence of Diagnosed Diabetes Among US Adults, 2004

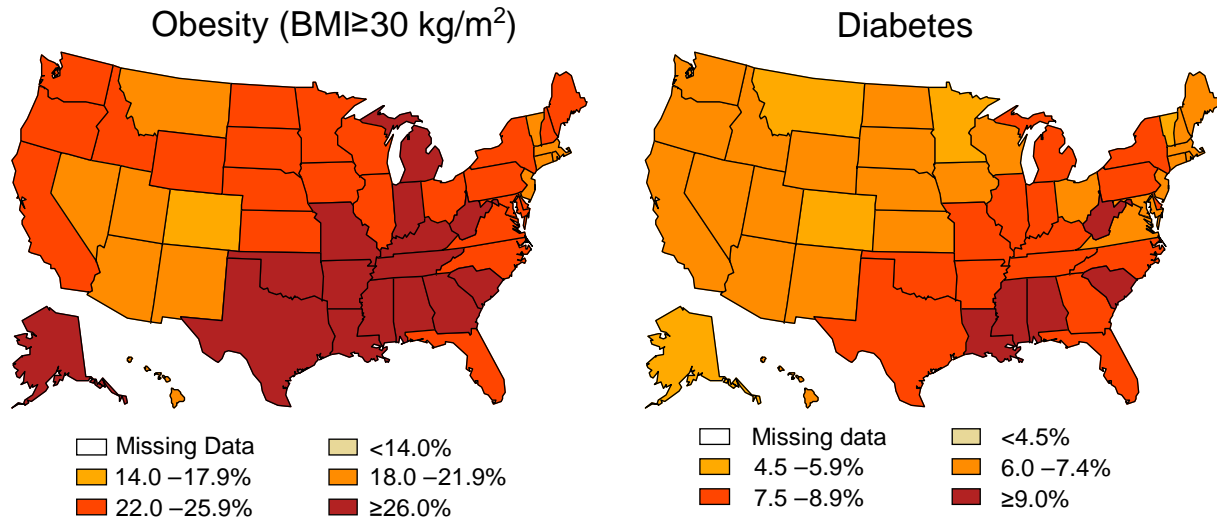
Missing Data	<4.5%	4.5%–5.9%	6.0%–7.4%	7.5%–8.9%	9.0%+
Hawaii	Alaska	Colorado	Arizona	Alabama	District of Columbia
		Connecticut	Arkansas	California	Mississippi
		Iowa	Delaware	Georgia	West Virginia
		Massachusetts	Florida	Indiana	
		Minnesota	Idaho	Louisiana	
		Montana	Illinois	Michigan	
		North Dakota	Kansas	North Carolina	
		Utah	Kentucky	Ohio	
		Vermont	Maine	Oklahoma	
		Wisconsin	Maryland	South Carolina	
		Wyoming	Missouri	Tennessee	
			Nebraska	Texas	
			Nevada		
			New Hampshire		
			New Jersey		
			New Mexico		
			New York		
			Oregon		
			Pennsylvania		
			Rhode Island		
			South Dakota		
			Virginia		
			Washington		

Age-Adjusted Prevalence of Obesity Among US Adults, 2004

Missing Data	<14.0%	14.0%–17.9%	18.0%–21.9%	22.0%–25.9%	26.0%+
Hawaii		Colorado	Arizona	Alaska	Alabama
			Connecticut	California	Arkansas
			Delaware	District of Columbia	Louisiana
			Idaho	Florida	Mississippi
			Massachusetts	Georgia	Tennessee
			Montana	Illinois	West Virginia
			Nevada	Indiana	
			New Hampshire	Iowa	
			New Jersey	Kansas	
			New Mexico	Kentucky	
			Oregon	Maine	
			Rhode Island	Maryland	
			Utah	Michigan	
			Vermont	Minnesota	
			Wyoming	Missouri	
				Nebraska	
				New York	
				North Carolina	
				North Dakota	
				Ohio	
				Oklahoma	
				Pennsylvania	
				South Carolina	
				South Dakota	
				Texas	
				Virginia	
				Washington	
				Wisconsin	

Age-Adjusted Prevalence of Obesity and Diagnosed Diabetes Among US Adults

2005



CDC's Division of Diabetes Translation. United States Diabetes Surveillance
System available at [http:// www.cdc.gov /diabetes/data](http://www.cdc.gov/diabetes/data)



Age-Adjusted Prevalence of Diagnosed Diabetes Among US Adults, 2005

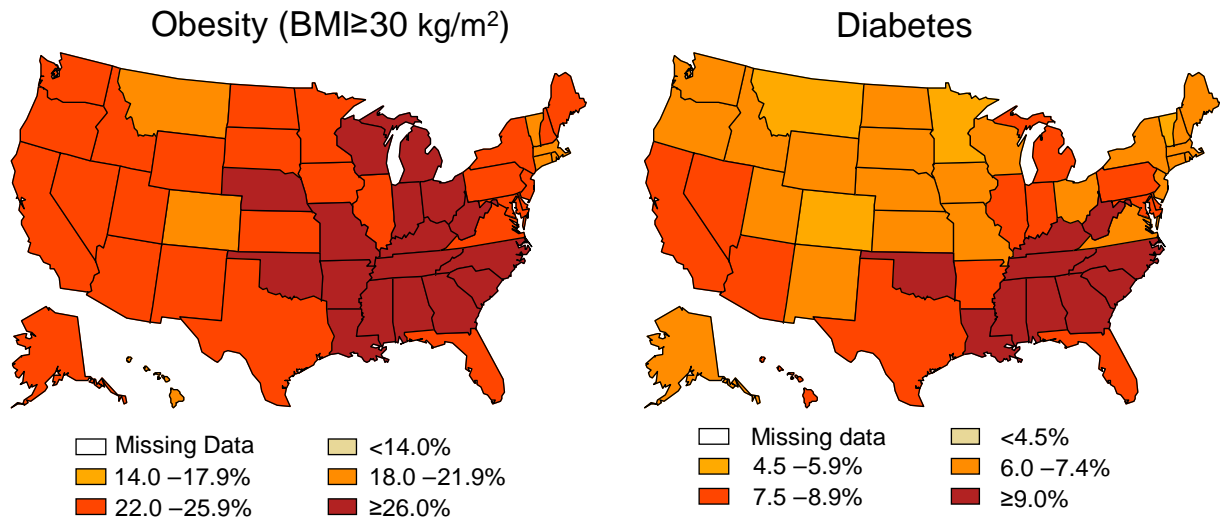
Missing Data	<4.5%	4.5%–5.9%	6.0%–7.4%	7.5%–8.9%	9.0%+
		Alaska	Arizona	Arkansas	Alabama
		Colorado	California	Delaware	Louisiana
		Minnesota	Connecticut	District of Columbia	Mississippi
		Montana	Hawaii	Florida	South Carolina
		Vermont	Idaho	Georgia	West Virginia
			Iowa	Illinois	
			Kansas	Indiana	
			Maine	Kentucky	
			Maryland	Michigan	
			Massachusetts	Missouri	
			Nebraska	New York	
			Nevada	North Carolina	
			New Hampshire	Oklahoma	
			New Jersey	Pennsylvania	
			New Mexico	Tennessee	
			North Dakota	Texas	
			Ohio		
			Oregon		
			Rhode Island		
			South Dakota		
			Utah		
			Virginia		
			Washington		
			Wisconsin		
			Wyoming		

Age-Adjusted Prevalence of Obesity Among US Adults, 2005

Missing Data	<14.0%	14.0%–17.9%	18.0%–21.9%	22.0%–25.9%	26.0%+
		Colorado	Arizona	California	Alabama
			Connecticut	Delaware	Alaska
			Hawaii	District of Columbia	Arkansas
			Massachusetts	Florida	Georgia
			Montana	Idaho	Indiana
			Nevada	Illinois	Kentucky
			New Jersey	Iowa	Louisiana
			New Mexico	Kansas	Michigan
			Rhode Island	Maine	Mississippi
			Utah	Maryland	Missouri
			Vermont	Minnesota	Oklahoma
				Nebraska	South Carolina
				New Hampshire	Tennessee
				New York	Texas
				North Carolina	West Virginia
				North Dakota	
				Ohio	
				Oregon	
				Pennsylvania	
				South Dakota	
				Virginia	
				Washington	
				Wisconsin	
				Wyoming	

Age-Adjusted Prevalence of Obesity and Diagnosed Diabetes Among US Adults

2006



CDC's Division of Diabetes Translation. United States Diabetes Surveillance System available at [http:// www.cdc.gov /diabetes/data](http://www.cdc.gov/diabetes/data)



Age-Adjusted Prevalence of Diagnosed Diabetes Among US Adults, 2006

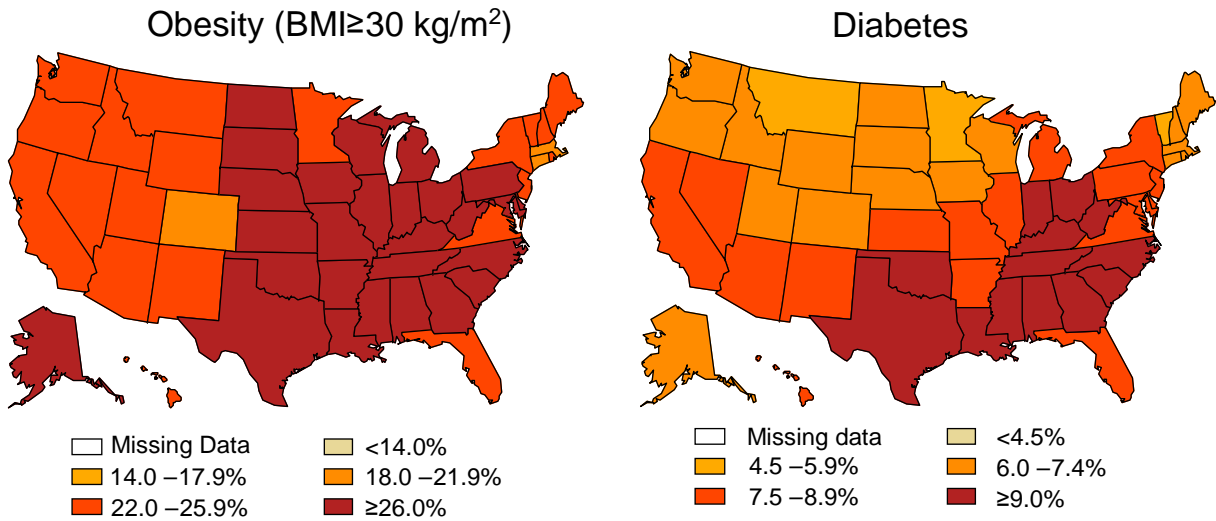
Missing Data	<4.5%	4.5%–5.9%	6.0%–7.4%	7.5%–8.9%	9.0%+
		Colorado	Alaska	Arizona	Alabama
		Minnesota	Connecticut	Arkansas	Georgia
		Montana	Idaho	California	Kentucky
		Vermont	Iowa	Delaware	Louisiana
			Kansas	District of Columbia	Mississippi
			Maine	Florida	North Carolina
			Massachusetts	Hawaii	Oklahoma
			Missouri	Illinois	South Carolina
			Nebraska	Indiana	Tennessee
			New Hampshire	Maryland	West Virginia
			New Jersey	Michigan	
			New Mexico	Nevada	
			New York	Pennsylvania	
			North Dakota	Texas	
			Ohio		
			Oregon		
			Rhode Island		
			South Dakota		
			Utah		
			Virginia		
			Washington		
			Wisconsin		
			Wyoming		

Age-Adjusted Prevalence of Obesity Among US Adults, 2006

Missing Data	<14.0%	14.0%–17.9%	18.0%–21.9%	22.0%–25.9%	26.0%+
			Colorado	Alaska	Alabama
			Connecticut	Arizona	Arkansas
			Hawaii	California	Georgia
			Massachusetts	Delaware	Indiana
			Montana	District of Columbia	Kentucky
			Rhode Island	Florida	Louisiana
			Vermont	Idaho	Michigan
				Illinois	Mississippi
				Iowa	Missouri
				Kansas	Nebraska
				Maine	North Carolina
				Maryland	Ohio
				Minnesota	Oklahoma
				Nevada	South Carolina
				New Hampshire	Tennessee
				New Jersey	West Virginia
				New Mexico	Wisconsin
				New York	
				North Dakota	
				Oregon	
				Pennsylvania	
				South Dakota	
				Texas	
				Utah	
				Virginia	
				Washington	
				Wyoming	

Age-Adjusted Prevalence of Obesity and Diagnosed Diabetes Among US Adults

2008



CDC's Division of Diabetes Translation. United States Diabetes Surveillance System available at [http:// www.cdc.gov /diabetes/data](http://www.cdc.gov/diabetes/data)



Age-Adjusted Prevalence of Diagnosed Diabetes Among US Adults, 2007

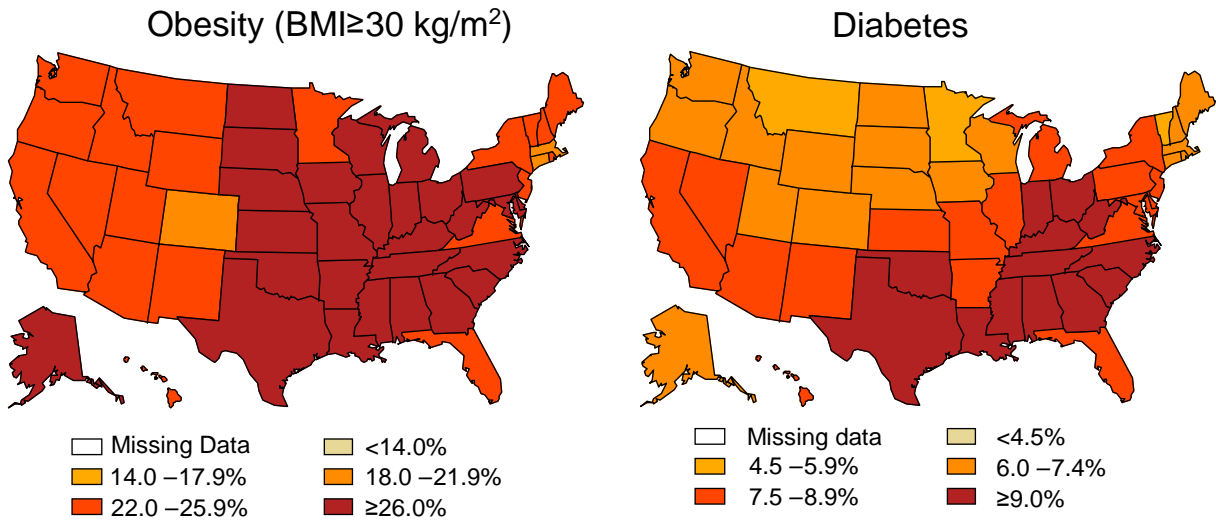
Missing Data	<4.5%	4.5%–5.9%	6.0%–7.4%	7.5%–8.9%	9.0%+
		Colorado	Alaska	Arizona	Alabama
		Minnesota	Connecticut	Arkansas	Georgia
		North Dakota	Hawaii	California	Kentucky
			Iowa	Delaware	Louisiana
			Kansas	District of Columbia	Mississippi
			Maine	Florida	Oklahoma
			Massachusetts	Idaho	South Carolina
			Montana	Illinois	Tennessee
			Nebraska	Indiana	Texas
			New Hampshire	Maryland	West Virginia
			Oregon	Michigan	
			Rhode Island	Missouri	
			South Dakota	Nevada	
			Utah	New Jersey	
			Vermont	New Mexico	
			Washington	New York	
			Wisconsin	North Carolina	
			Wyoming	Ohio	
				Pennsylvania	
				Virginia	

Age-Adjusted Prevalence of Obesity Among US Adults, 2007

Missing Data	<14.0%	14.0%–17.9%	18.0%–21.9%	22.0%–25.9%	26.0%+
			Colorado	California	Alabama
			Connecticut	District of Columbia	Alaska
			Hawaii	Florida	Arizona
			Massachusetts	Idaho	Arkansas
			Rhode Island	Illinois	Delaware
			Vermont	Maine	Georgia
				Minnesota	Indiana
				Montana	Iowa
				Nevada	Kansas
				New Hampshire	Kentucky
				New Jersey	Louisiana
				New Mexico	Maryland
				New York	Michigan
				Utah	Mississippi
				Virginia	Missouri
				Washington	Nebraska
				Wisconsin	North Carolina
				Wyoming	North Dakota
					Ohio
					Oklahoma
					Oregon
					Pennsylvania
					South Carolina
					South Dakota
					Tennessee
					Texas
					West Virginia

Age-Adjusted Prevalence of Obesity and Diagnosed Diabetes Among US Adults

2008



CDC's Division of Diabetes Translation. United States Diabetes Surveillance System available at [http:// www.cdc.gov /diabetes/data](http://www.cdc.gov/diabetes/data)



Age-Adjusted Prevalence of Diagnosed Diabetes Among US Adults, 2008

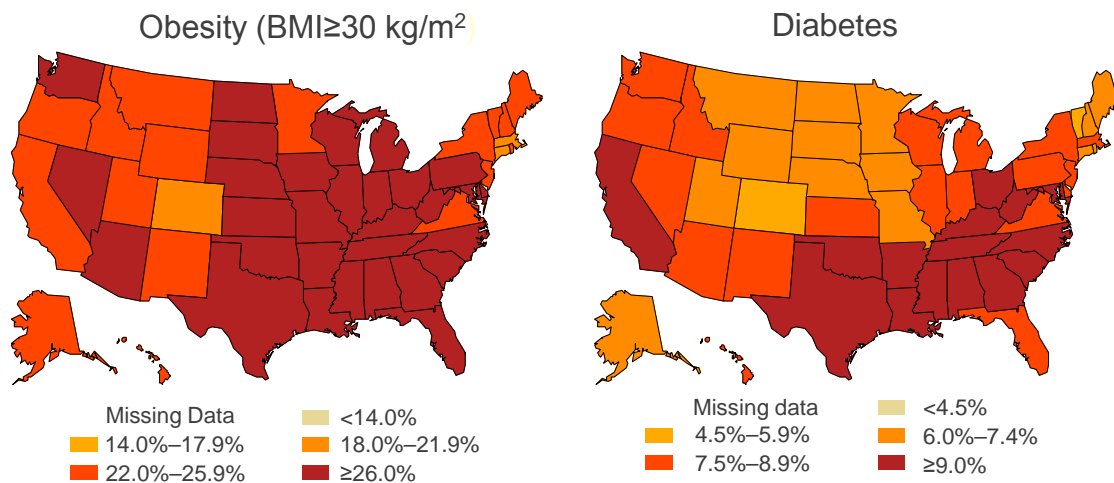
Missing Data	<4.5%	4.5%–5.9%	6.0%–7.4%	7.5%–8.9%	9.0%+
		Minnesota	Alaska	Arizona	Alabama
		Montana	Colorado	Arkansas	Georgia
		Vermont	Connecticut	California	Indiana
			Idaho	Delaware	Kentucky
			Iowa	District of Columbia	Louisiana
			Maine	Florida	Mississippi
			Massachusetts	Hawaii	North Carolina
			Nebraska	Illinois	Ohio
			New Hampshire	Kansas	Oklahoma
			North Dakota	Maryland	South Carolina
			Oregon	Michigan	Tennessee
			Rhode Island	Missouri	Texas
			South Dakota	Nevada	West Virginia
			Utah	New Jersey	
			Washington	New Mexico	
			Wisconsin	New York	
			Wyoming	Pennsylvania	
				Virginia	

Age-Adjusted Prevalence of Obesity Among US Adults, 2008

Missing Data	<14.0%	14.0%–17.9%	18.0%–21.9%	22.0%–25.9%	26.0%+
			Colorado	Arizona	Alabama
			Connecticut	California	Alaska
			Massachusetts	District of Columbia	Arkansas
				Florida	Delaware
				Hawaii	Georgia
				Idaho	Illinois
				Maine	Indiana
				Minnesota	Iowa
				Montana	Kansas
				Nevada	Kentucky
				New Hampshire	Louisiana
				New Jersey	Maryland
				New Mexico	Michigan
				New York	Mississippi
				Oregon	Missouri
				Rhode Island	Nebraska
				Utah	North Carolina
				Vermont	North Dakota
				Virginia	Ohio
				Washington	Oklahoma
				Wyoming	Pennsylvania
					South Carolina
					South Dakota
					Tennessee
					Texas
					West Virginia
					Wisconsin

Age-Adjusted Prevalence of Obesity and Diagnosed Diabetes Among US Adults

2009



CDC's Division of Diabetes Translation. United States Diabetes Surveillance System available at <http://www.cdc.gov/diabetes/data>



Age-Adjusted Prevalence of Diagnosed Diabetes Among US Adults, 2009

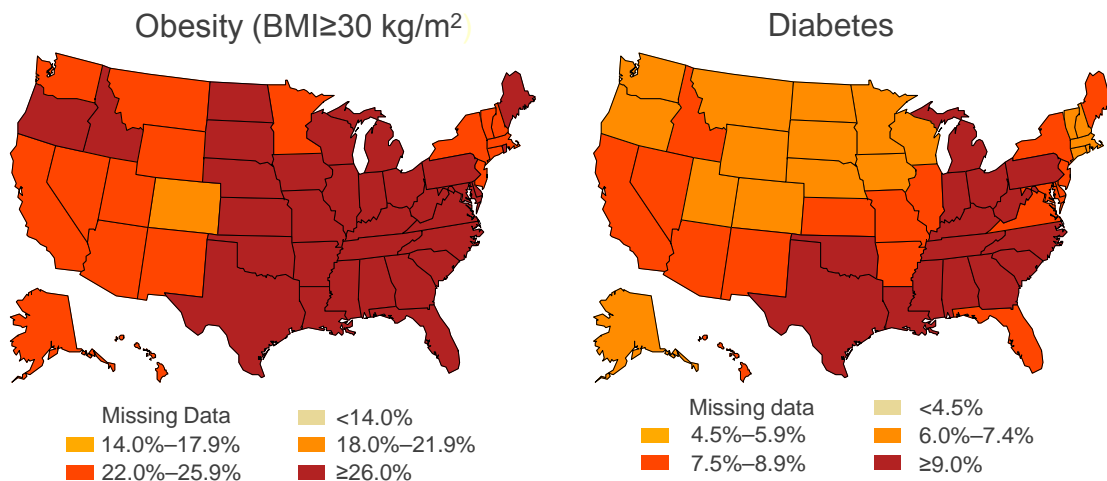
Missing Data	<4.5%	4.5%–5.9%	6.0%–7.4%	7.5%–8.9%	9.0%+
		Colorado	Alaska	Arizona	Alabama
		Vermont	Connecticut	Delaware	Arkansas
			Iowa	District of Columbia	California
			Maine	Florida	Georgia
			Minnesota	Hawaii	Kentucky
			Missouri	Idaho	Louisiana
			Montana	Illinois	Maryland
			Nebraska	Indiana	Mississippi
			New Hampshire	Kansas	North Carolina
			North Dakota	Massachusetts	Ohio
			Rhode Island	Michigan	Oklahoma
			South Dakota	Nevada	South Carolina
			Utah	New Jersey	Tennessee
			Wyoming	New Mexico	Texas
				New York	West Virginia
				Oregon	
				Pennsylvania	
				Virginia	
				Washington	
				Wisconsin	

Age-Adjusted Prevalence of Obesity Among US Adults, 2009

Missing Data	<14.0%	14.0%–17.9%	18.0%–21.9%	22.0%–25.9%	26.0%+
			Colorado	Alaska	Alabama
			Connecticut	California	Arizona
			District of Columbia	Hawaii	Arkansas
			Massachusetts	Idaho	Delaware
				Maine	Florida
				Minnesota	Georgia
				Montana	Illinois
				New Hampshire	Indiana
				New Jersey	Iowa
				New Mexico	Kansas
				New York	Kentucky
				Oregon	Louisiana
				Rhode Island	Maryland
				Utah	Michigan
				Vermont	Mississippi
				Virginia	Missouri
				Wyoming	Nebraska
					Nevada
					North Carolina
					North Dakota
					Ohio
					Oklahoma
					Pennsylvania
					South Carolina
					South Dakota
					Tennessee
					Texas
					Washington
					West Virginia
					Wisconsin

Age-Adjusted Prevalence of Obesity and Diagnosed Diabetes Among US Adults

2010



CDC's Division of Diabetes Translation. United States Diabetes Surveillance System available at <http://www.cdc.gov/diabetes/data>



Age-Adjusted Prevalence of Diagnosed Diabetes Among US Adults, 2010

Missing Data	<4.5%	4.5%–5.9%	6.0%–7.4%	7.5%–8.9%	9.0%+
			Alaska	Arizona	Alabama
			Colorado	Arkansas	Georgia
			Connecticut	California	Indiana
			Iowa	Delaware	Kentucky
			Massachusetts	District of Columbia	Louisiana
			Minnesota	Florida	Michigan
			Montana	Hawaii	Mississippi
			Nebraska	Idaho	North Carolina
			New Hampshire	Illinois	Ohio
			North Dakota	Kansas	Oklahoma
			Oregon	Maine	Pennsylvania
			Rhode Island	Maryland	South Carolina
			South Dakota	Missouri	Tennessee
			Utah	Nevada	Texas
			Vermont	New Jersey	West Virginia
			Washington	New Mexico	
			Wisconsin	New York	
			Wyoming	Virginia	

Age-Adjusted Prevalence of Obesity Among US Adults, 2010

Missing Data	<14.0%	14.0%–17.9%	18.0%–21.9%	22.0%–25.9%	26.0%+
			Colorado	Alaska	Alabama
			District of Columbia	Arizona	Arkansas
				California	Delaware
				Connecticut	Florida
				Hawaii	Georgia
				Massachusetts	Idaho
				Minnesota	Illinois
				Montana	Indiana
				Nevada	Iowa
				New Hampshire	Kansas
				New Jersey	Kentucky
				New Mexico	Louisiana
				New York	Maine
				Utah	Maryland
				Vermont	Michigan
				Washington	Mississippi
				Wyoming	Missouri
					Nebraska
					North Carolina
					North Dakota
					Ohio
					Oklahoma
					Oregon
					Pennsylvania
					Rhode Island
					South Carolina
					South Dakota
					Tennessee
					Texas
					Virginia
					West Virginia
					Wisconsin

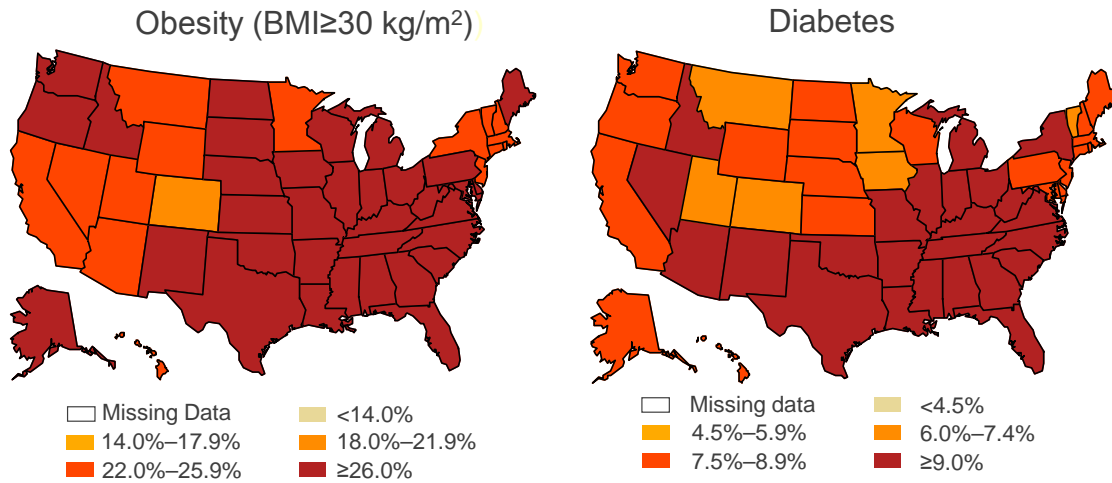
Major changes to the survey method in 2011

more details at

<http://www.cdc.gov/surveillancepractice/reports/brfss/brfss.html>

Age-Adjusted Prevalence of Obesity and Diagnosed Diabetes Among US Adults

2011



CDC's Division of Diabetes Translation. United States Diabetes Surveillance System available at <http://www.cdc.gov/diabetes/data>



Age-Adjusted Prevalence of Diagnosed Diabetes Among US Adults, 2011

Missing Data	<4.5%	4.5%-5.9%	6.0%-7.4%	7.5%-8.9%	9.0%+
			Colorado	Alaska	Alabama
			Iowa	California	Arizona
			Minnesota	Connecticut	Arkansas
			Montana	Delaware	District of Columbia
			Utah	Hawaii	Florida
			Vermont	Kansas	Georgia
				Maine	Idaho
				Maryland	Illinois
				Massachusetts	Indiana
				Nebraska	Kentucky
				New Hampshire	Louisiana
				New Jersey	Michigan
				North Dakota	Mississippi
				Oregon	Missouri
				Pennsylvania	Nevada
				Rhode Island	New Mexico
				South Dakota	New York
				Washington	North Carolina
				Wisconsin	Ohio
				Wyoming	Oklahoma
					South Carolina
					Tennessee
					Texas
					Virginia
					West Virginia

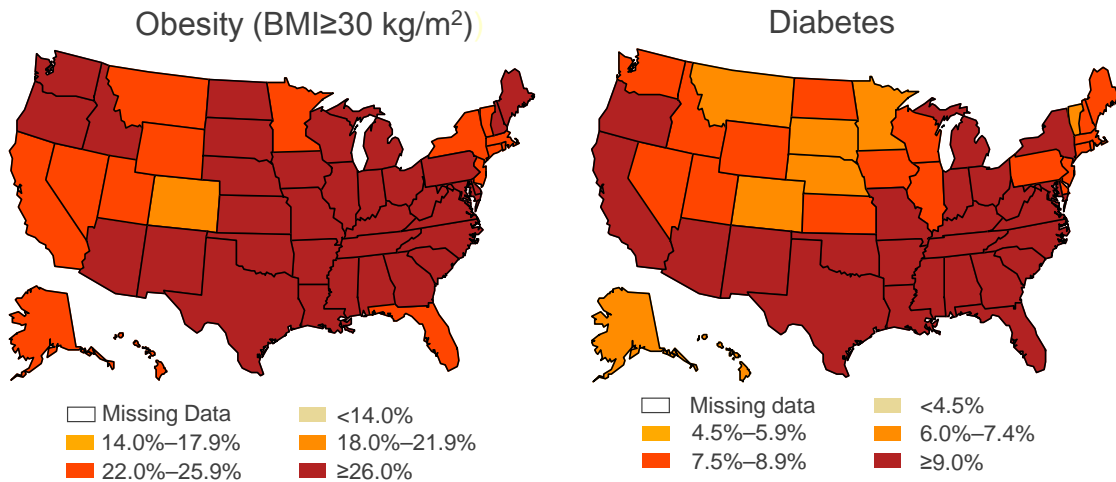
Age-Adjusted Prevalence of Obesity Among US Adults, 2011

Missing Data	<14.0%	14.0%-17.9%	18.0%-21.9%	22.0%-25.9%	26.0%+
			Colorado	Arizona	Alabama
				California	Alaska
				Connecticut	Arkansas
				District of Columbia	Delaware
				Hawaii	Florida
				Massachusetts	Georgia
				Minnesota	Idaho
				Montana	Illinois
				Nevada	Indiana
				New Hampshire	Iowa
				New Jersey	Kansas
				New York	Kentucky
				Rhode Island	Louisiana
				Utah	Maine
				Vermont	Maryland
				Wyoming	Michigan
					Mississippi
					Missouri
					Nebraska
					New Mexico
					North Carolina
					North Dakota
					Ohio
					Oklahoma
					Oregon
					Pennsylvania
					South Carolina
					South Dakota
					Tennessee

Missing Data	<14.0%	14.0%-17.9%	18.0%-21.9%	22.0%-25.9%	26.0%+
					Texas
					Virginia
					Washington
					West Virginia
					Wisconsin

Age-Adjusted Prevalence of Obesity and Diagnosed Diabetes Among US Adults

2012



CDC's Division of Diabetes Translation. United States Diabetes Surveillance System available at <http://www.cdc.gov/diabetes/data>



Age-Adjusted Prevalence of Diagnosed Diabetes Among US Adults, 2012

Missing Data	<4.5%	4.5%-5.9%	6.0%-7.4%	7.5%-8.9%	9.0%+
			Alaska	Connecticut	Alabama
			Colorado	Delaware	Arizona
			Hawaii	Idaho	Arkansas
			Minnesota	Illinois	California
			Montana	Iowa	District of Columbia
			Nebraska	Kansas	Florida
			South Dakota	Maine	Georgia
			Vermont	Massachusetts	Indiana
				Nevada	Kentucky
				New Hampshire	Louisiana
				New Jersey	Maryland
				North Dakota	Michigan
				Pennsylvania	Mississippi
				Rhode Island	Missouri
				Utah	New Mexico
				Washington	New York
				Wisconsin	North Carolina
				Wyoming	Ohio
					Oklahoma
					Oregon
					South Carolina
					Tennessee
					Texas
					Virginia
					West Virginia

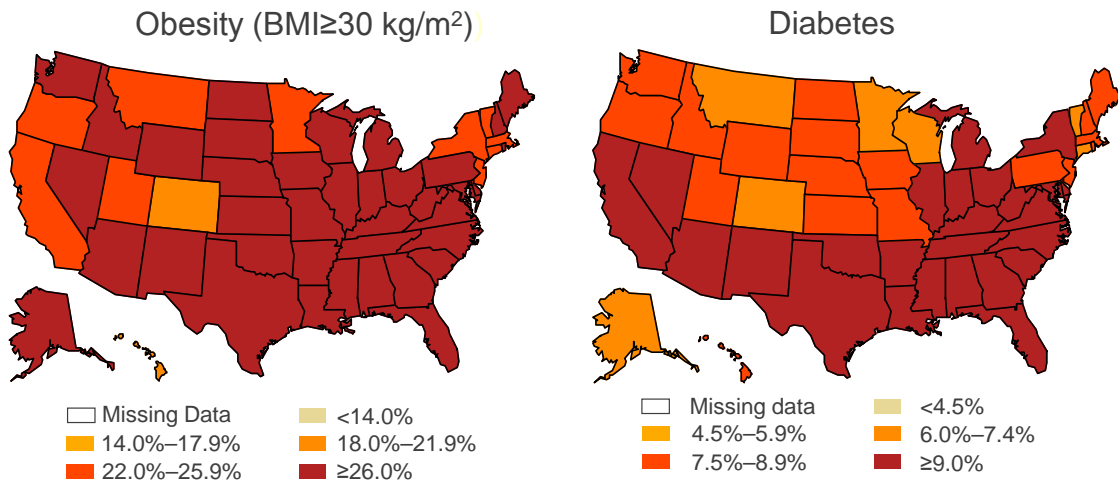
Age-Adjusted Prevalence of Obesity Among US Adults, 2012

Missing Data	<14.0%	14.0%-17.9%	18.0%-21.9%	22.0%-25.9%	26.0%+
			Colorado	Alaska	Alabama
				California	Arizona
				Connecticut	Arkansas
				District of Columbia	Delaware
				Florida	Georgia
				Hawaii	Idaho
				Massachusetts	Illinois
				Minnesota	Indiana
				Montana	Iowa
				Nevada	Kansas
				New Jersey	Kentucky
				New York	Louisiana
				Rhode Island	Maine
				Utah	Maryland
				Vermont	Michigan
				Wyoming	Mississippi
					Missouri
					Nebraska
					New Hampshire
					New Mexico
					North Carolina
					North Dakota
					Ohio
					Oklahoma
					Oregon
					Pennsylvania

Missing Data	<14.0%	14.0%-17.9%	18.0%-21.9%	22.0%-25.9%	26.0%+
					South Carolina
					South Dakota
					Tennessee
					Texas
					Virginia
					Washington
					West Virginia
					Wisconsin

Age-Adjusted Prevalence of Obesity and Diagnosed Diabetes Among US Adults

2013



CDC's Division of Diabetes Translation. United States Diabetes Surveillance System available at <http://www.cdc.gov/diabetes/data>



Age-Adjusted Prevalence of Diagnosed Diabetes Among US Adults, 2013

Missing Data	<4.5%	4.5%-5.9%	6.0%-7.4%	7.5%-8.9%	9.0%+
			Alaska	District of Columbia	Alabama
			Colorado	Hawaii	Arizona
			Connecticut	Idaho	Arkansas
			Minnesota	Iowa	California
			Montana	Kansas	Delaware
			Vermont	Maine	Florida
			Wisconsin	Massachusetts	Georgia
				Missouri	Illinois
				Nebraska	Indiana
				New Hampshire	Kentucky
				New Jersey	Louisiana
				North Dakota	Maryland
				Oregon	Michigan
				Pennsylvania	Mississippi
				Rhode Island	Nevada
				South Dakota	New Mexico
				Utah	New York
				Washington	North Carolina
				Wyoming	Ohio
					Oklahoma
					South Carolina
					Tennessee
					Texas
					Virginia

Missing Data	<4.5%	4.5%-5.9%	6.0%-7.4%	7.5%-8.9%	9.0%+
					West Virginia

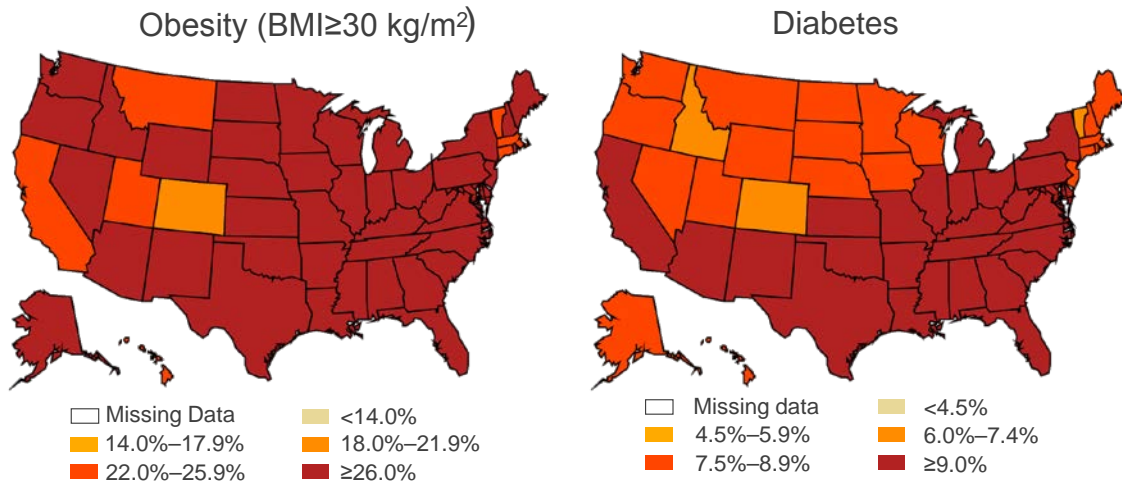
Age-Adjusted Prevalence of Obesity Among US Adults, 2013

Missing Data	<14.0%	14.0%-17.9%	18.0%-21.9%	22.0%-25.9%	26.0%+
			Colorado	California	Alabama
			Hawaii	Connecticut	Alaska
				District of Columbia	Arizona
				Massachusetts	Arkansas
				Minnesota	Delaware
				Montana	Florida
				New Jersey	Georgia
				New York	Idaho
				Oregon	Illinois
				Utah	Indiana
				Vermont	Iowa
					Kansas
					Kentucky
					Louisiana
					Maine
					Maryland
					Michigan
					Mississippi
					Missouri
					Nebraska
					Nevada
					New Hampshire
					New Mexico
					North Carolina
					North Dakota
					Ohio

Missing Data	<14.0%	14.0%-17.9%	18.0%-21.9%	22.0%-25.9%	26.0%+
					Oklahoma
					Pennsylvania
					Rhode Island
					South Carolina
					South Dakota
					Tennessee
					Texas
					Virginia
					Washington
					West Virginia
					Wisconsin
					Wyoming

Age-Adjusted Prevalence of Obesity and Diagnosed Diabetes Among US Adults

2014



CDC's Division of Diabetes Translation. United States Diabetes Surveillance System available at <http://www.cdc.gov/diabetes/data>



Age-Adjusted Prevalence of Diagnosed Diabetes Among US Adults, 2014

Missing Data	<4.5%	4.5%-5.9%	6.0%-7.4%	7.5%-8.9%	9.0%+
			Colorado	Alaska	Alabama
			Idaho	Connecticut	Arizona
			Vermont	Hawaii	Arkansas
				Iowa	California
				Maine	Delaware
				Massachusetts	District of Columbia
				Minnesota	Florida
				Montana	Georgia
				Nebraska	Illinois
				Nevada	Indiana
				New Hampshire	Kansas
				New Jersey	Kentucky
				North Dakota	Louisiana
				Oregon	Maryland
				Rhode Island	Michigan
				South Dakota	Mississippi
				Utah	Missouri
				Washington	New Mexico
				Wisconsin	New York
				Wyoming	North Carolina
					Ohio
					Oklahoma
					Pennsylvania
					South Carolina
					Tennessee
					Texas
					Virginia

Missing Data	<4.5%	4.5%-5.9%	6.0%-7.4%	7.5%-8.9%	9.0%+
					West Virginia

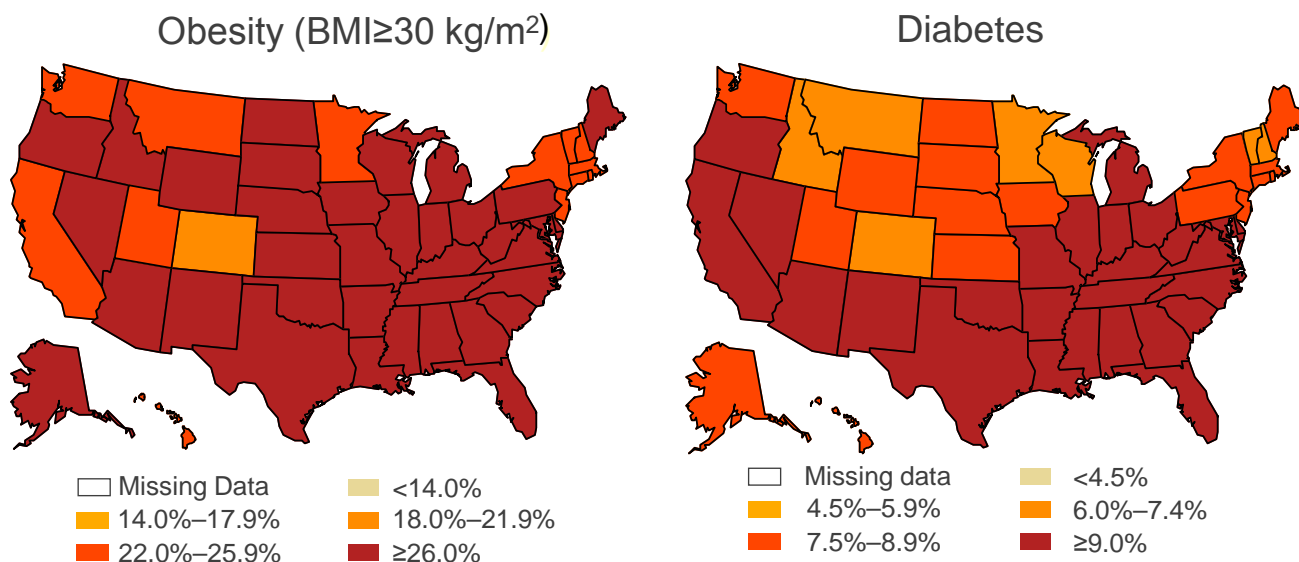
Age-Adjusted Prevalence of Obesity Among US Adults, 2014

Missing Data	<14.0%	14.0%-17.9%	18.0%-21.9%	22.0%-25.9%	26.0%+
			Colorado	California	Alabama
			District of Columbia	Connecticut	Alaska
				Hawaii	Arizona
				Massachusetts	Arkansas
				Montana	Delaware
				Utah	Florida
				Vermont	Georgia
					Idaho
					Illinois
					Indiana
					Iowa
					Kansas
					Kentucky
					Louisiana
					Maine
					Maryland
					Michigan
					Minnesota
					Mississippi
					Missouri
					Nebraska
					Nevada
					New Hampshire
					New Jersey
					New Mexico
					New York

Missing Data	<14.0%	14.0%-17.9%	18.0%-21.9%	22.0%-25.9%	26.0%+
					North Carolina
					North Dakota
					Ohio
					Oklahoma
					Oregon
					Pennsylvania
					Rhode Island
					South Carolina
					South Dakota
					Tennessee
					Texas
					Virginia
					Washington
					West Virginia
					Wisconsin
					Wyoming

Age-adjusted Percentage of U.S. Adults Who Were Obese or Who Had Diagnosed Diabetes

2015



CDC's Division of Diabetes Translation. United States Diabetes Surveillance System available at <http://www.cdc.gov/diabetes/data>



Age-adjusted Percent of U.S. Adults Who Have Diagnosed Diabetes, 2015

Missing Data	<4.5%	4.5%-5.9%	6.0%-7.4%	7.5%-8.9%	9.0%+
			Colorado	Alaska	Alabama
			Idaho	Connecticut	Arizona
			Minnesota	Hawaii	Arkansas
			Montana	Iowa	California
			New Hampshire	Kansas	Delaware
			Vermont	Maine	District of Columbia
			Wisconsin	Massachusetts	Florida
				Nebraska	Georgia
				New Jersey	Illinois
				New York	Indiana
				North Dakota	Kentucky
				Pennsylvania	Louisiana
				Rhode Island	Maryland
				South Dakota	Michigan
				Utah	Mississippi
				Washington	Missouri
				Wyoming	Nevada
					New Mexico
					North Carolina
					Ohio
					Oklahoma
					Oregon
					South Carolina
					Tennessee
					Texas
					Virginia
					West Virginia

Age-adjusted Percent of U.S. Adults Who Are Obese, 2015

Missing Data	<14.0%	14.0%-17.9%	18.0%-21.9%	22.0%-25.9%	26.0%+
			Colorado	California	Alabama
				Connecticut	Alaska
				District of Columbia	Arizona
				Hawaii	Arkansas
				Massachusetts	Delaware
				Minnesota	Florida
				Montana	Georgia
				New Hampshire	Idaho
				New Jersey	Illinois
				New York	Indiana
				Rhode Island	Iowa
				Utah	Kansas
				Vermont	Kentucky
				Washington	Louisiana
					Maine
					Maryland
					Michigan
					Mississippi
					Missouri
					Nebraska
					Nevada
					New Mexico
					North Carolina
					North Dakota
					Ohio
					Oklahoma
					Oregon
					Pennsylvania
					South Carolina
					South Dakota
					Tennessee
					Texas
					Virginia
					West Virginia
					Wisconsin
					Wyoming