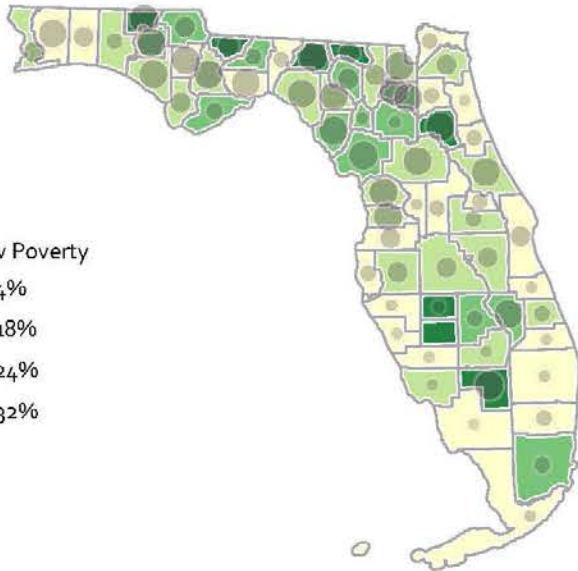


Florida's Social Determinants of Health and Heart Disease Age-Adjusted Death Rates

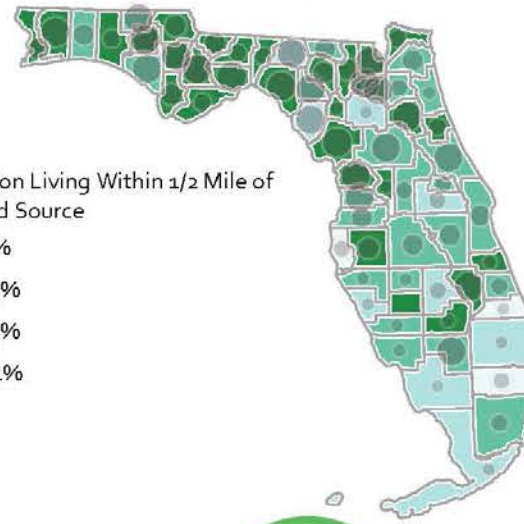
2017
Adults Below Poverty

- 9.1-14%
- 14.1-18%
- 18.1-24%
- 24.1-32%



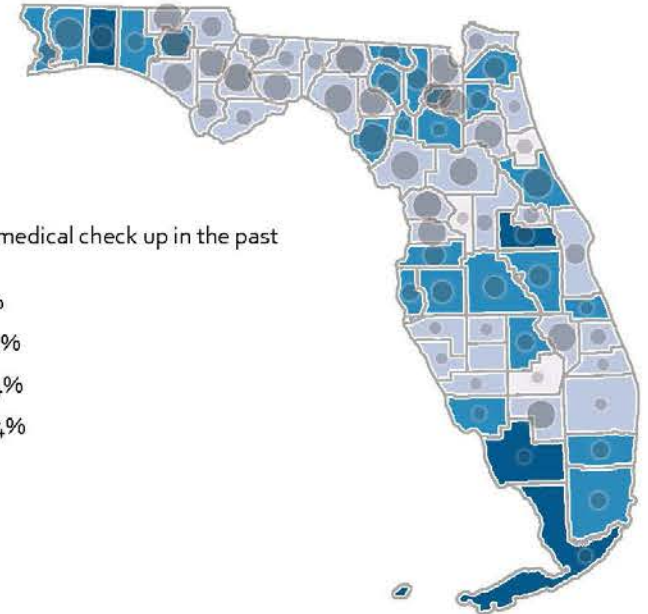
2016
Total Population Living Within 1/2 Mile of a Healthy Food Source

- 0.2-10%
- 10.1-23%
- 23.1-39%
- 39.1-64%



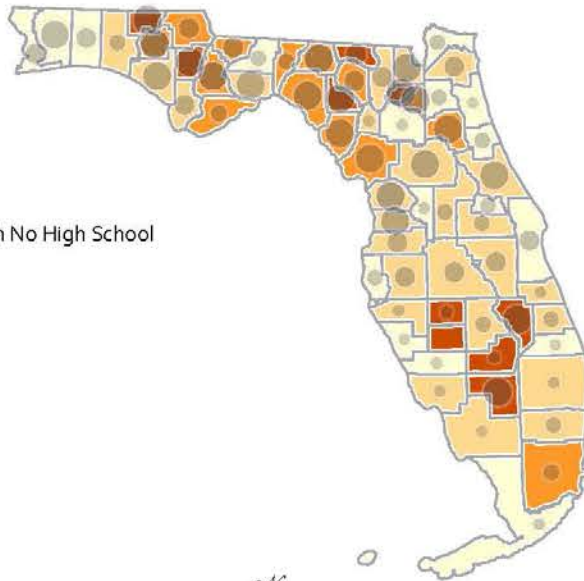
2016
Adults with a medical check up in the past year

- 67-72%
- 72.1-78%
- 78.1-84%
- 84.1-94%



2017
Adults 25 & Older with No High School Diploma

- 5.6-10%
- 10.1-16%
- 16.1-22%
- 22.1-35%

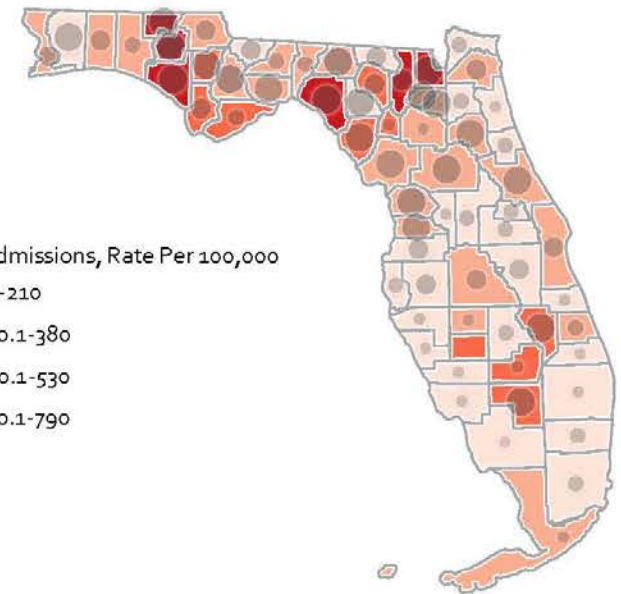


2018
Heart Disease Age-Adjusted Death Rate Per 100,000

- 89-140
- 140.1-160
- 160.1-180
- 180.1-290

2018
Inmate Admissions, Rate Per 100,000

- 50-210
- 210.1-380
- 380.1-530
- 530.1-790



0 70 140 280 Miles

