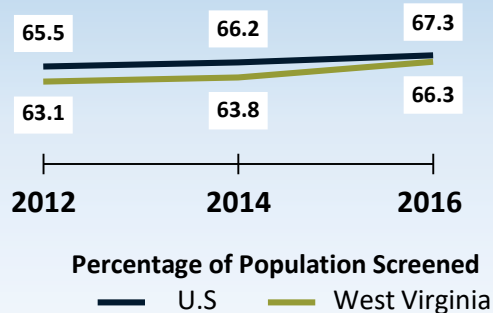


## Quick Facts Colorectal Cancer (CRC) Screening in West Virginia Behavioral Risk Factor Surveillance System - 2016

### CRC screening test use\* in West Virginia has increased since 2012.


In 2016, 66.3% of age-eligible residents had a current CRC screening test. 205,000 residents were not currently screened. While overall screening test increased, whites lagged behind African Americans when it came to having a current screening test. Screening occurred more frequently in women and people aged 65 to 75, who were likely insured by Medicare.



### CRC screening test use, by race/ethnicity:



### CRC screening test use, by sex:



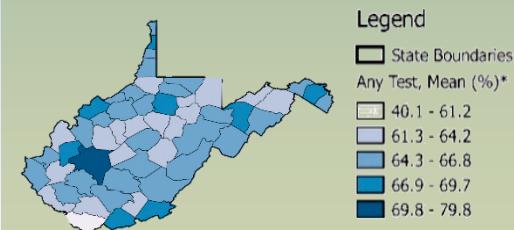
### CRC screening test use, by insurance status:



### CRC screening test use, by age:



### Estimated CRC Screening Test Use by County, 2014



County-level CRC testing prevalence was derived from small-area estimate models (Berkowitz, et al. CEBP 2018)

### Factors that affect CRC screening:

Data on factors—such as poverty, educational level, and insurance status—that affect who gets CRC screening tests are available at [statecancerprofiles.cancer.gov](http://statecancerprofiles.cancer.gov)

CRC Screening Info and Resources:  
[www.cdc.gov/cancer/ncccp](http://www.cdc.gov/cancer/ncccp)  
[www.cdc.gov/cancer/crcp](http://www.cdc.gov/cancer/crcp)

Learn more about CRC incidence and mortality at [CDC's Cancer Data Visualizations Tool](http://cdc.gov/cancer/data).

\*Proportion of people who reported completing a screening test for CRC among all people who could be screened based on age (50 – 75 years). People who were current with CRC screening in 2016 either received a home-based blood stool test within the past year; a colonoscopy within the past 10 years; or sigmoidoscopy within the past 5 years combined with a blood stool test within in the past 3 years (2008 US Preventive Services Task Force Recommendations).

#### Footnotes:

Prevalence of screening test use account for the differences in age among states; estimates based on small numbers not shown. The U.S. CRC screening test use prevalence estimate excludes Puerto Rico.

Self-reported screening test use comes from CDC's [Behavioral Risk Factor Surveillance System](http://www.cdc.gov/brfss), 2016.

Population estimates for states and D.C. are from CDC's National Center for Health Statistics (released 6/26/2017).

Available on [CDC WONDER](http://www.cdc.gov/wonder)

Population estimates for Puerto Rico are from the [U.S. Census Bureau](http://www.census.gov), Annual Estimates of the Resident Population: April 1, 2010 to July 1, 2016 (Release Date: June 2017).



Collaborating to Conquer Cancer



Centers for Disease Control and Prevention  
National Center for Chronic Disease Prevention and Health Promotion