


CRC screening test use* in New Mexico has increased slightly since 2012.

In 2016, 58.5% of age-eligible residents had a current CRC screening test. 259,000 residents were not currently screened. Hispanic/Latinos lagged behind whites when it came to having a current screening test. Screening occurred more frequently in women and people aged 65 to 75, who were likely insured by Medicare.

CRC screening test use, by race/ethnicity:



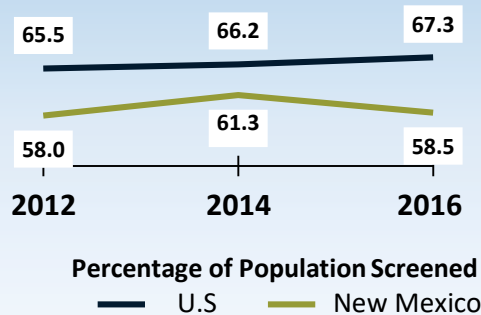
CRC screening test use, by insurance status:




*Proportion of people who reported completing a screening test for CRC among all people who could be screened based on age (50 – 75 years). People who were current with CRC screening in 2016 either received a home-based blood stool test within the past year; a colonoscopy within the past 10 years; or sigmoidoscopy within the past 5 years combined with a blood stool test within in the past 3 years (2008 US Preventive Services Task Force Recommendations).

Footnotes:

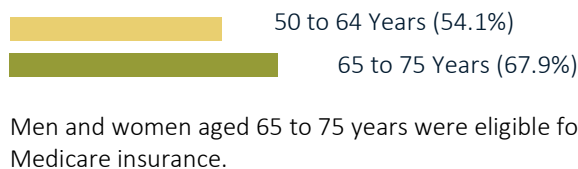
Prevalence of screening test use account for the differences in age among states; estimates based on small numbers not shown. The U.S. CRC screening test use prevalence estimate excludes Puerto Rico. Self-reported screening test use comes from CDC’s Behavioral Risk Factor Surveillance System, 2016. Population estimates for states and D.C. are from CDC’s National Center for Health Statistics (released 6/26/2017). Available on [CDC WONDER](#). Population estimates for Puerto Rico are from the [U.S. Census Bureau](#), Annual Estimates of the Resident Population: April 1, 2010 to July 1, 2016 (Release Date: June 2017).



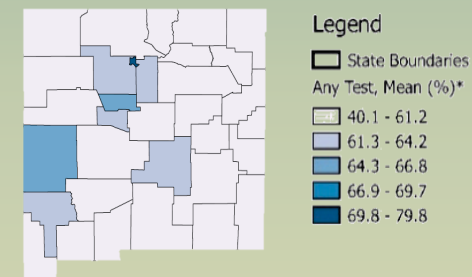
CRC screening test use, by sex:



CRC screening test use, by age:



Estimated CRC Screening Test Use by County, 2014



County-level CRC testing prevalence was derived from small-area estimate models (Berkowitz, et al. CEBP 2018)

Factors that affect CRC screening:

Data on factors—such as poverty, educational level, and insurance status—that affect who gets CRC screening tests are available at statecancerprofiles.cancer.gov

CRC Screening Info and Resources:
[NM Comprehensive Cancer Control Program](http://www.cdc.gov/cancer/ncccp)
www.cdc.gov/cancer/ncccp

Learn more about CRC incidence and mortality at [CDC’s Cancer Data Visualizations Tool](#).



Collaborating to Conquer Cancer



Centers for Disease Control and Prevention
National Center for Chronic Disease Prevention and Health Promotion