

## Changes in maternity care improve breastfeeding outcomes.

CDC's mPINC Reports have what you need to understand and improve care across Oklahoma:

- 2015 survey scores and ranks
- Action ideas to improve outcomes
- Trends across all mPINC surveys:

**New!** — **TOTAL SCORES** averaging all hospitals' scores

- **POLICIES** for staff training and infant feeding care
- **PRACTICES** in supplementing breastfed infants
- **PROTOCOLS** for support after discharge to home

### What is mPINC?

mPINC is CDC's national survey of maternity practices in infant nutrition and care.

### What does mPINC measure?

Survey questions measure infant feeding care practices, policies, and staffing expectations in place at hospitals that provide maternity services.

### Who is included in mPINC surveys?

Every other year, CDC invites all maternity hospitals\* nationwide to participate in mPINC.

In 2015, **80%** of eligible Oklahoma hospitals took part. (n=43)

\* In states with free-standing birth centers, this includes hospitals and birth centers.

Compare **TOTAL SCORES** from 2007 through 2015:

57

2007 survey

55

2009 survey

62

2011 survey

71

2013 survey

78


2015 survey

Examine **IDEAL RESPONSES TO SELECTED ITEMS** in Oklahoma hospitals for 2007–2015:

Percentage of Oklahoma hospitals with ideal responses (2007–2015 surveys)


### Complete Hospital Policies:

Hospital breastfeeding policy includes all 10 model policy elements. (in *Structural & Organizational Aspects of Care Delivery*)




### Appropriate Feeding Practices:

Supplemental feedings to breastfeeding infants are rare. (in *Feeding of Breastfed Infants*)



### Adequate Discharge Protocols:

Hospital provides appropriate discharge planning (referrals & other multi-modal support). (in *Hospital Discharge Care*)



**Make mPINC work for you.**

Use your mPINC data to bring together partners, identify gaps, celebrate achievements, and prioritize next steps.

Total **SCORE\*** **78**  
(out of 100)

Overall **RANK\*\*** **28th**  
(out of 53)

**USE THESE RESULTS.**

**Action ideas:**

Use your mPINC summary data to:

→ **Help** hospitals meet Joint Commission Perinatal Care Core Measure breastfeeding requirements.

→ **Ensure** hospital staff across Oklahoma are trained in infant feeding care.

→ **Celebrate** the 5 Baby-Friendly hospitals in Oklahoma and show how to use mPINC to work toward Baby-Friendly designation.

**Learn how mPINC works.**

See questionnaires, past survey results, and read about mPINC.

→ Go to [www.cdc.gov/mpinc](http://www.cdc.gov/mpinc) or

→ Scan this code:



**mPINC Care Dimensions**

Ideal response to each care dimension item

Percentage of hospitals with ideal response **Care Dimension SUBSCORES**

**Labor and Delivery Care** **85**

Initial skin-to-skin contact is at least 30 min w/in 1 hour (vaginal births)	86%
Initial skin-to-skin contact is at least 30 min w/in 2 hours (cesarean births)	77%
Initial breastfeeding opportunity is w/in 1 hour (vaginal births)	61%
Initial breastfeeding opportunity is w/in 2 hours (cesarean births)	72%
Routine procedures are performed skin-to-skin	33%

**Feeding of Breastfed Infants** **87**

Initial feeding is breast milk (vaginal births)	77%
Initial feeding is breast milk (cesarean births)	74%
Supplemental feedings to breastfeeding infants are rare†	23%
Water and glucose water are not used	91%

**Breastfeeding Assistance** **91**

Infant feeding decision is documented in the patient chart	100%
Staff provide breastfeeding advice & instructions to patients	95%
Staff teach breastfeeding cues to patients	86%
Staff teach patients not to limit suckling time	60%
Staff directly observe & assess breastfeeding	88%
Staff use a standard feeding assessment tool	91%
Staff rarely provide pacifiers to breastfeeding infants	56%

**Contact Between Mother and Infant** **86**

Mother-infant pairs are not separated for postpartum transition	86%
Mother-infant pairs room-in at night	79%
Mother-infant pairs are not separated during the hospital stay	54%
Infant procedures, assessment, & care are in the patient room	22%
Non-rooming-in infants are brought to mothers at night for feeding	97%

**Hospital Discharge Care** **62**

Staff provide appropriate discharge planning† (referrals & other multi-modal support)	23%
Discharge packs containing infant formula samples and marketing products are not given to breastfeeding patients	74%

**Staff Training** **68**

New staff receive appropriate breastfeeding education	32%
Current staff receive appropriate breastfeeding education	39%
Staff received breastfeeding education in the past year	62%
Competency assessment in bf management & support is at least annual	70%

**Structural & Organizational Aspects of Care Delivery** **70**

Breastfeeding policy includes all 10 model policy elements†	31%
Breastfeeding policy is effectively communicated	78%
Facility documents infant feeding rates in patient population	67%
Facility provides breastfeeding support to employees	81%
Facility does not receive infant formula free of charge	26%
Breastfeeding is included in prenatal patient education	91%
Facility has a designated staff member who coordinates lactation care	61%

\* Scores range from 0 to 100 for each item, dimension of care, facility, and state. The highest, best possible score for each is 100. Each facility and state's "Total Score" is made up of subscores for practices in each of 7 dimensions of care.

\*\*Ranks range from 1 to 53; 1 is the highest rank. In case of a tie, both are given the same rank.

† Key items highlighted on page 1.

**Suggested Citation:**

Centers for Disease Control and Prevention. Oklahoma 2015 Report, CDC Survey of Maternity Practices in Infant Nutrition and Care. Atlanta, GA. September 2016.