

2023 National Immunization Survey-Teen (NIS-Teen) Data Summary

Cassandra (Sandy) Pingali, MPH, MS

Epidemiologist

Surveillance and Epidemiology Branch (SEB)

Immunization Services Division (ISD)

NCIRD

ACIP Meeting

April 15th, 2025



National Immunization Survey-Teen Methodology

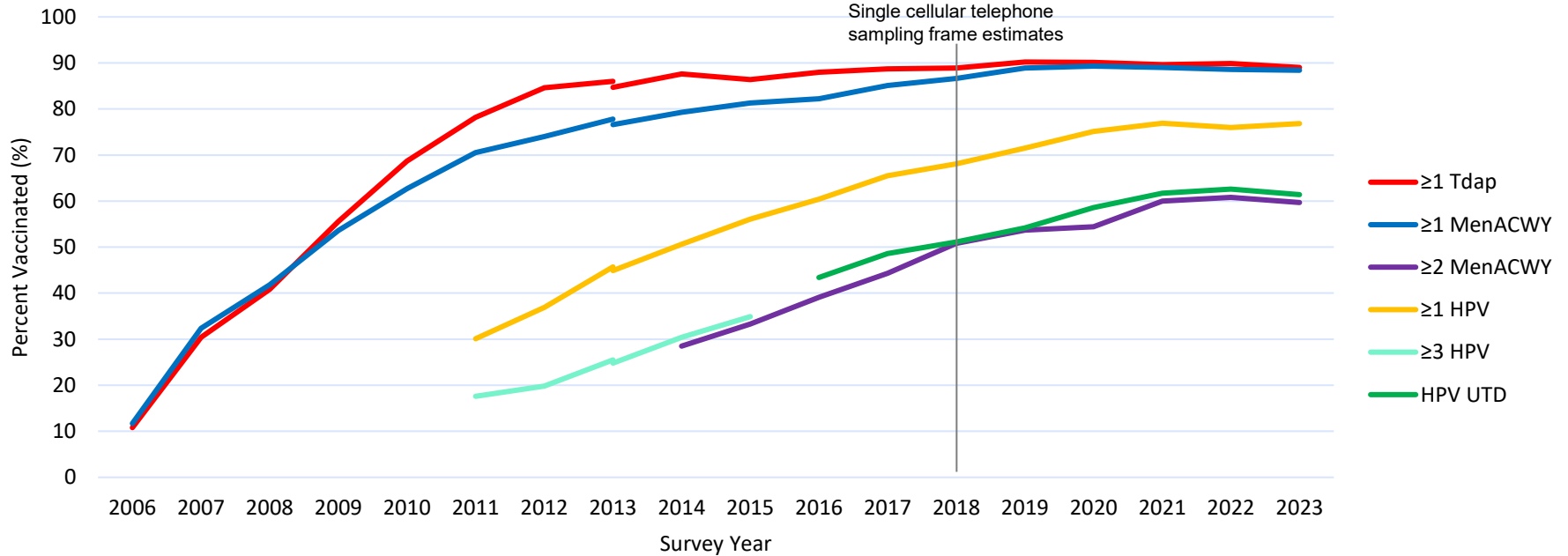
- **Two phase survey**
 - 1st phase: random digit dialed cell phone survey of parents in households with teens age 13-17 years
 - 2nd phase: mailed survey of vaccination providers
- **Household survey collects socio-demographics, health insurance status, and consent for provider survey.**
- **Provider survey collects the types of vaccinations, number of doses, dates of administration, and other administrative data about the health care facility.**
 - Teens are classified as being up to date based on the ACIP-recommended numbers of doses for each vaccine.
- **Sample size of 2023 NIS-Teen survey included data collected from parents/guardians of 16,568 adolescents.**
 - Born January 2005-December 2010



Coverage with Routine Vaccines Recommended for Adolescents

2023 National Immunization Survey-Teen

Estimated vaccination coverage with selected vaccines and doses among adolescents aged 13-17 years, by survey year—National Immunization Survey-Teen, United States, 2006-2023



Coverage with ≥1 Tdap and ≥1 MenACWY has been high and stable since 2018. However, coverage with ≥1 HPV vaccine and proportion HPV up to date is lower compared to other routine vaccines.

Estimated vaccination coverage with selected vaccines and doses among adolescents aged 13-17 years, by survey year—
National Immunization Survey-Teen, United States, 2022 and 2023

VACCINE	2023 (n=16,568)	2022 (n=16,043)	SIGNIFICANT Increase or Decrease?	PERCENTAGE POINT DIFFERENCE COMPARED TO 2022
	% (95% CI)	% (95% CI)		
≥1 Tdap	89.0 (87.9-90.0)	89.9 (88.9-90.9)	-	-0.9
≥1 MenACWY	88.4 (87.3-89.4)	88.6 (87.6-89.6)	-	-0.2
≥2 MenACWY*	59.7 (56.2-63.2)	60.8 (57.5-63.9)	-	-1.1
<i>HPV Females and Males Combined</i>				
≥1 HPV	76.8 (75.4-78.1)	76.0 (74.7-77.3)	-	0.8
HPV UTD	61.4 (59.9-63.0)	62.6 (61.1-64.0)	-	-1.1
<i>HPV Females Only</i>				
≥1 HPV	78.5 (76.7-80.2)	77.8 (75.8-79.6)	-	0.8
HPV UTD	64.0 (61.9-66.1)	64.6 (62.5-66.6)	-	-0.6
<i>HPV Males Only</i>				
≥1 HPV	75.1 (73.0-77.1)	74.4 (72.5-76.1)	-	0.8
HPV UTD	59.0 (56.7-61.2)	60.6 (58.6-62.6)	-	-1.6

*Assessed among adolescents aged 17 years; MenACWY estimate does not include the 17-year-old adolescents who received their first MenACWY dose at ≥16 years and do not need a second vaccine dose.

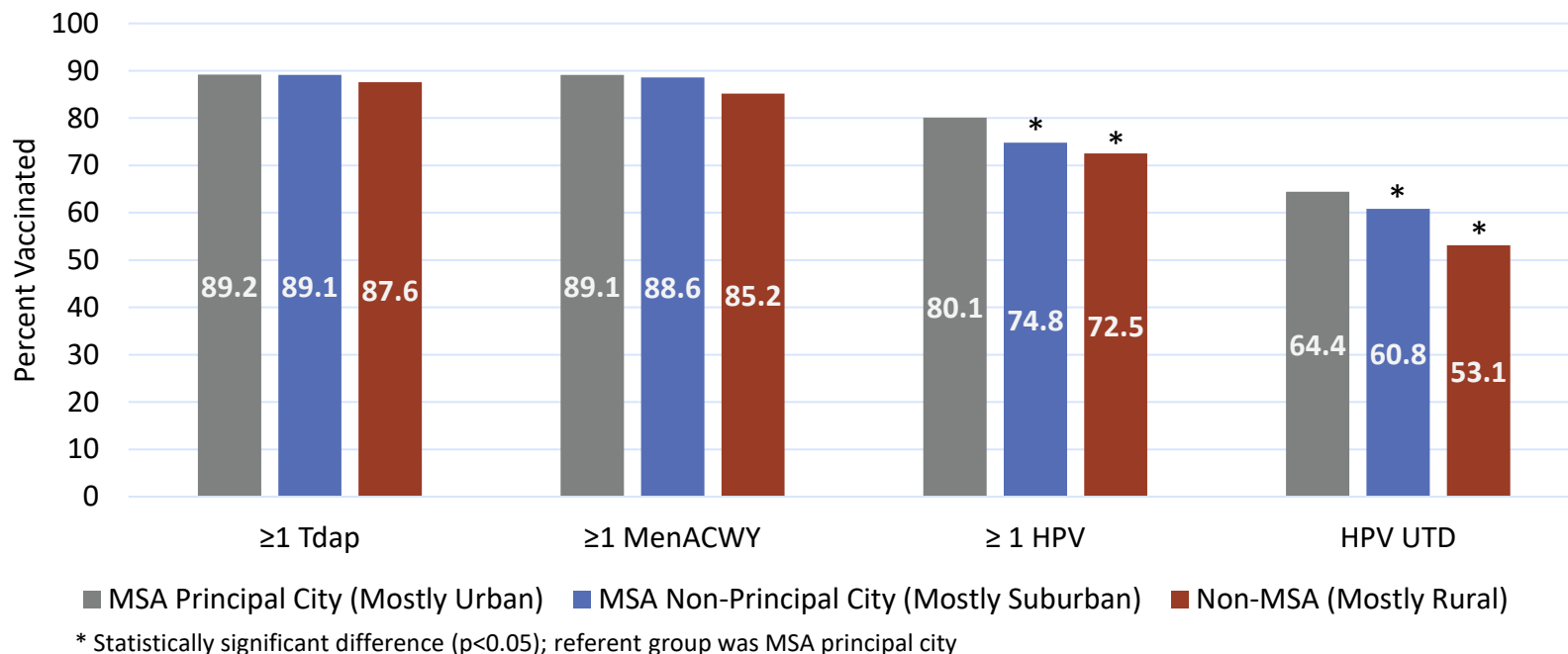
Simultaneous administration of HPV vaccine with other recommended vaccines among adolescents aged 13–17 years who initiated HPV vaccine, by age at interview — National Immunization Survey–Teen (NIS-Teen), United States, 2023

Vaccinations	Adolescents who received ≥ 1 HPV vaccine	
	(N = 12,995)	Weighted % (95% C.I.)
Received 1+ HPV vaccine	12,995	-
Received HPV vaccine only in a single visit	3,874	30.5 (29.0-32.1)
Received HPV vaccine and one or more vaccine(s) in a single visit (Tdap, MenACWY, and/or flu vaccine)	9,121	69.5 (67.9-71.0)
Received Tdap and MenACWY and HPV vaccines in a single visit	6,579	47.8 (46.0-49.5)

Coverage with Routine Vaccines Recommended for Adolescents by Sociodemographic Factors and Access to Healthcare

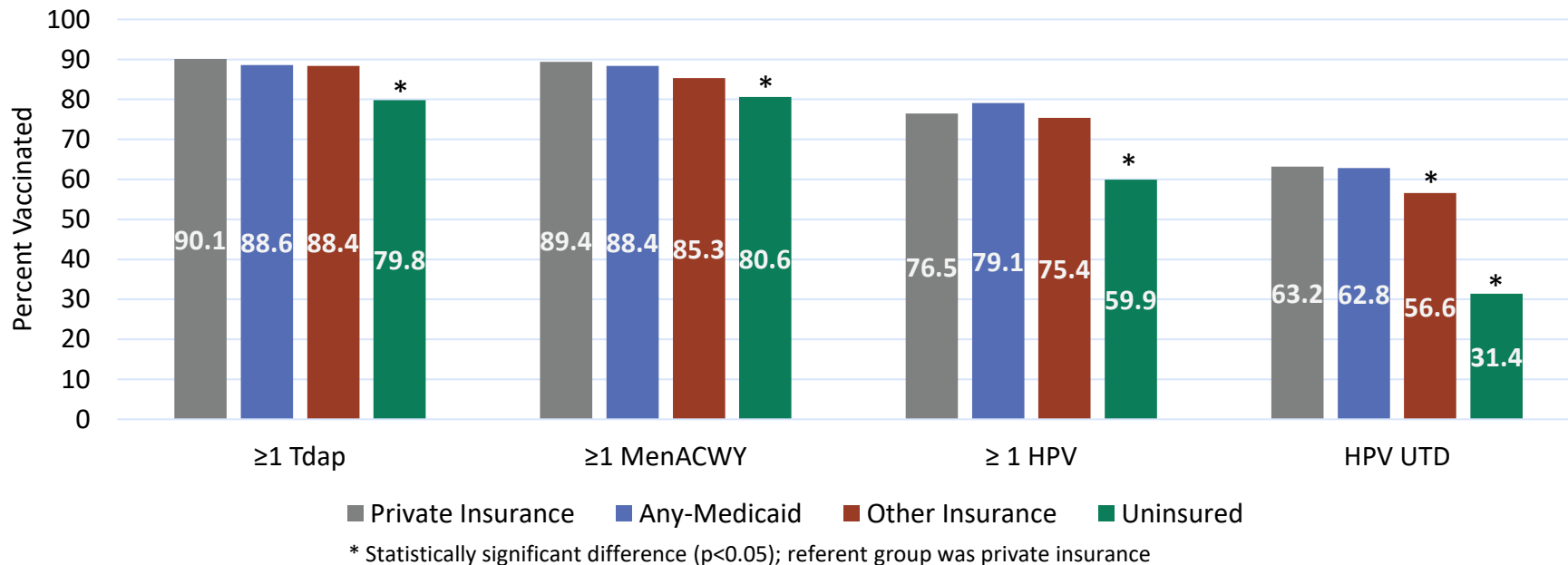
2023 National Immunization Survey-Teen

Estimated vaccination coverage with selected vaccines among adolescents aged 13-17 years, by metropolitan statistical area (MSA status) – National Immunization Survey-Teen (NIS-Teen), United States, 2023



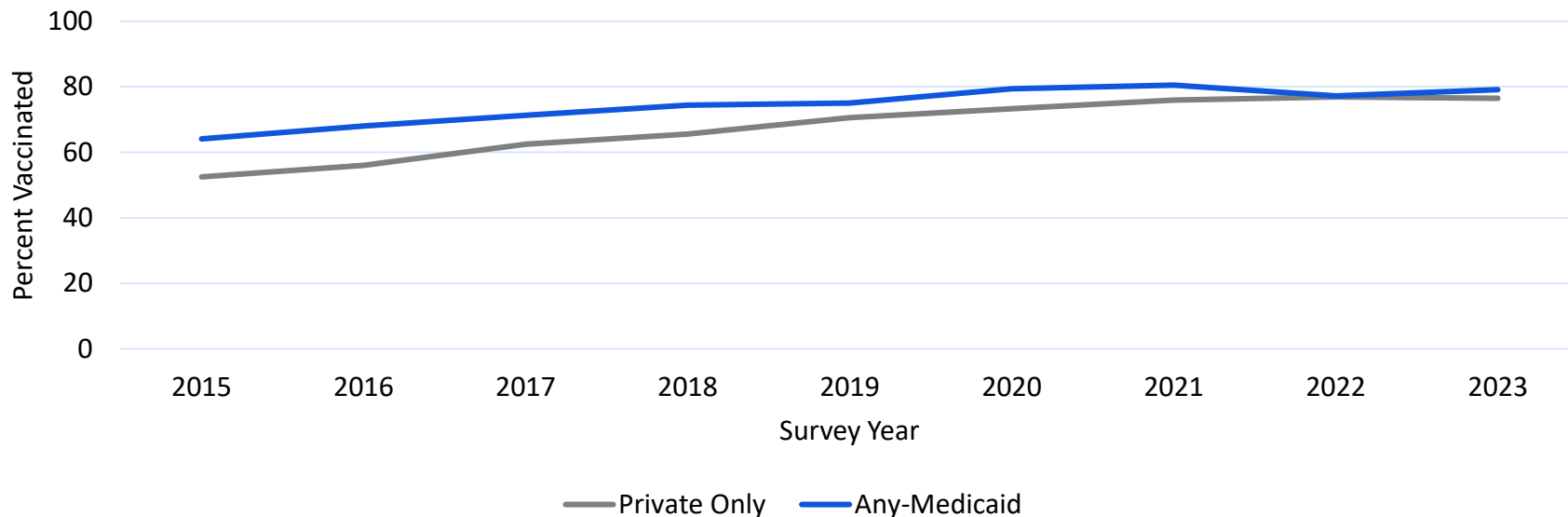
Coverage with ≥1 HPV vaccine and proportion HPV UTD is **lower** in mostly suburban and mostly rural areas compared to mostly urban areas.

Estimated vaccination coverage with selected vaccines among adolescents aged 13-17 years, by health insurance status—
National Immunization Survey-Teen (NIS-Teen), United States, 2023



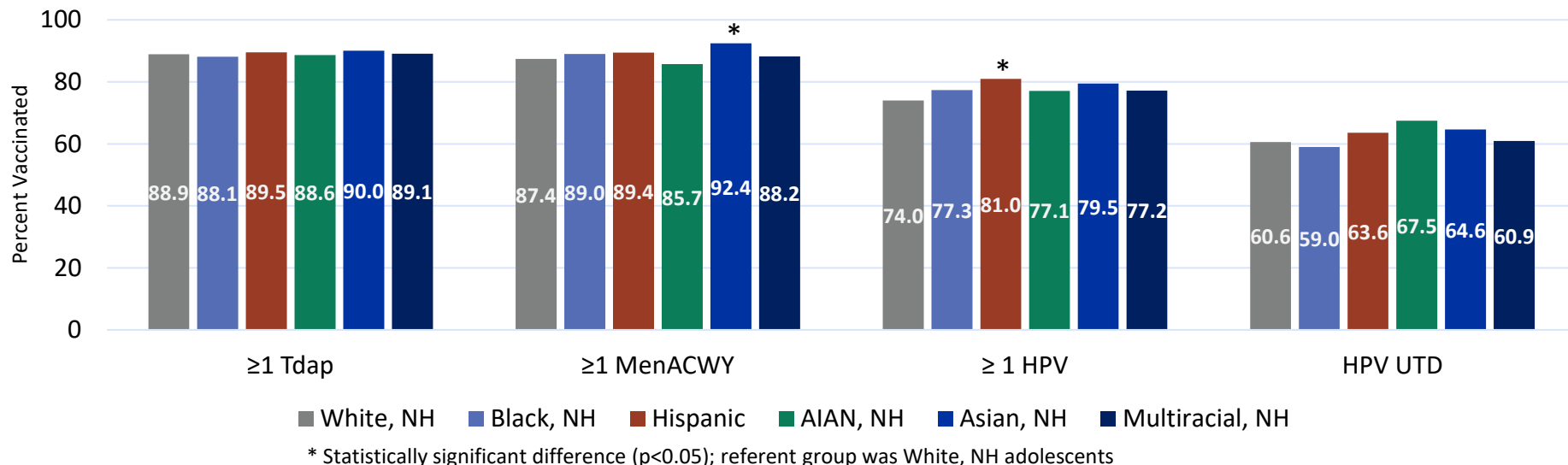
- Overall, vaccination coverage was **lower** among uninsured adolescents than privately insured adolescents for all vaccines.
- Those with “other” insurance had a **lower** percentage HPV UTD than privately insured adolescents.
- Adolescents with private and any Medicaid insurance had similar vaccination coverage, including coverage with the HPV vaccine.

Estimated vaccination coverage with ≥ 1 human papillomavirus (HPV) vaccine among adolescents 13-17 years, by Health Insurance Status— National Immunization Survey–Teen (NIS-Teen), United States, 2015-2023.



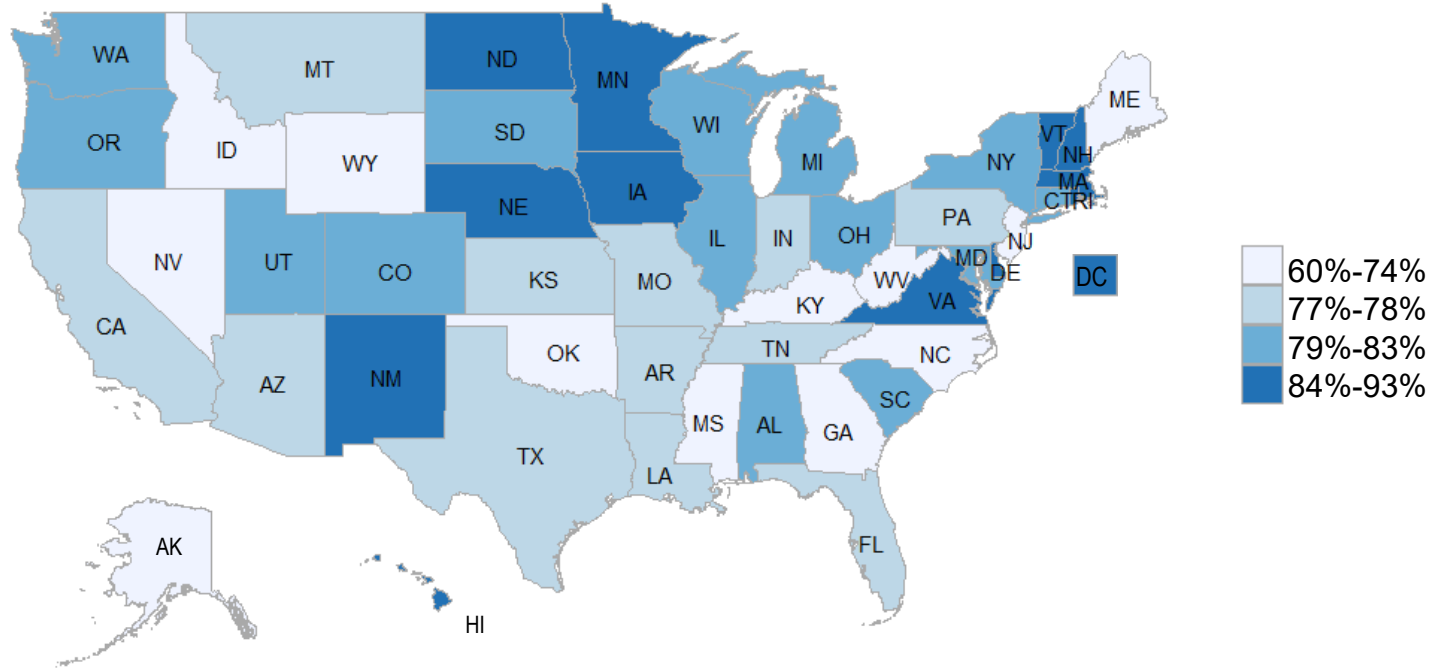
Historically, adolescents insured by Medicaid had **higher** coverage with ≥ 1 HPV vaccine compared to privately insured adolescents. However, in 2022 and 2023, adolescents with private and any Medicaid insurance had similar ≥ 1 HPV vaccine coverage.

Estimated vaccination coverage with selected vaccines among adolescents aged 13-17 years, by race and ethnicity– National Immunization Survey-Teen (NIS-Teen), United States, 2023



- Although historically, Black and Hispanic adolescents have had **higher** coverage with ≥1 HPV vaccine than White adolescents, in 2023, only Hispanic adolescents had higher coverage.
- In 2023, coverage with ≥1 MenACWY was **higher** among Asian adolescents compared to White adolescents.

Estimated vaccination coverage with ≥ 1 dose of HPV vaccine among adolescents aged 13–17 years, National Immunization Survey–Teen (NIS-Teen), United States, 2023

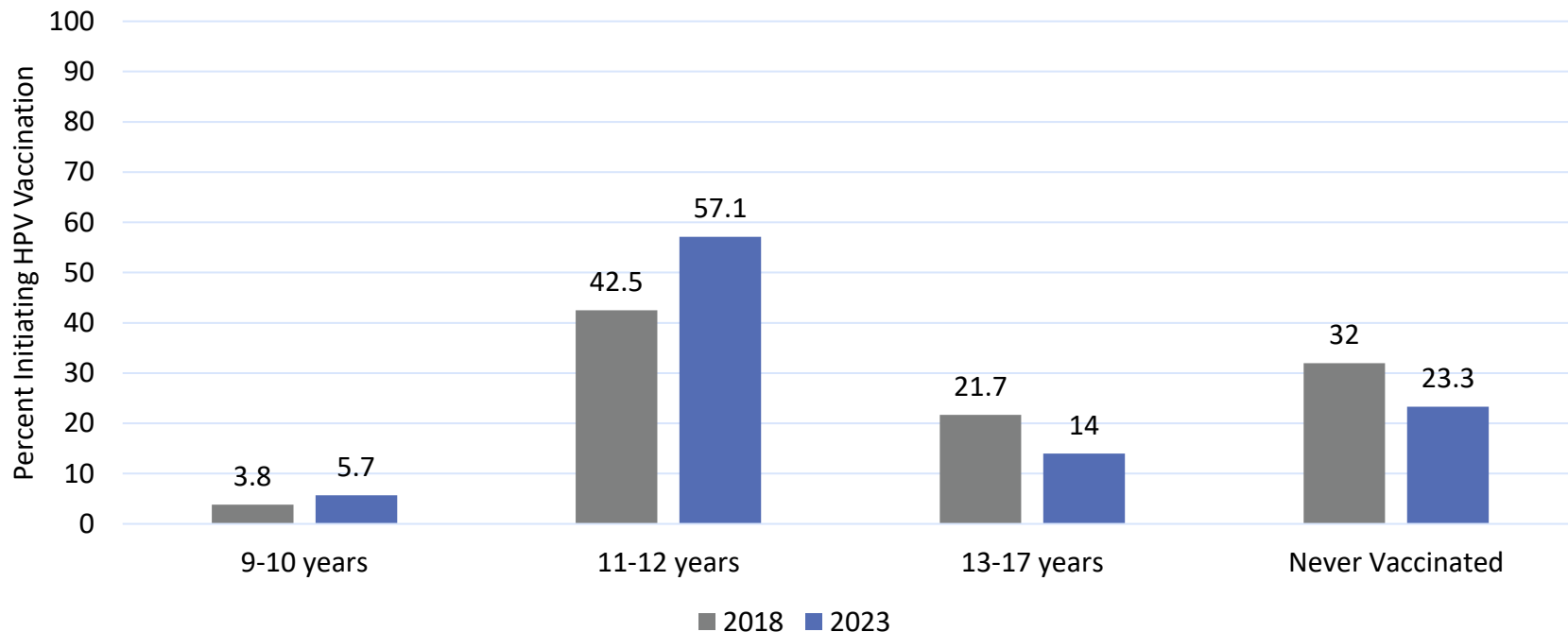


U.S coverage with ≥ 1 dose HPV vaccine was 77%.

Mississippi had the **lowest** coverage (60%), and Rhode Island had the **highest** coverage with ≥ 1 HPV vaccine (93%).

Initiation of HPV Vaccine by Age

Age at Initiation of HPV Vaccine— National Immunization Survey–Teen (NIS-Teen), United States, 2018 and 2023.



- HPV vaccine initiation at ages 9-10 years and 11-12 years has increased from 2018 to 2023.
- HPV vaccine initiation at age 13-17 years has decreased from 2018 to 2023.

Overall Summary

2023 NIS-Teen HPV Coverage Data Summary

- In 2023, 76.8% of adolescents aged 13-17 years had initiated the HPV vaccine and 61.4% were HPV UTD.
- This is the **second** consecutive year that HPV vaccination coverage did not increase among adolescents aged 13-17 years.
- HPV vaccination coverage **remains lower** than coverage for Tdap and MenACWY vaccines.
- In 2023, 5.7% of adolescents initiated the HPV vaccine at ages 9-10 years and 57.1% of adolescents initiated the HPV vaccine at ages 11-12 years.
- The HPV vaccine is commonly given with other vaccines with 48% receiving the HPV vaccine, and Tdap vaccine, and MenACWY vaccine in a single visit. Only 31% of adolescents received an HPV vaccine without any other vaccine.
- HPV vaccination coverage varies by sociodemographic factors, access to healthcare, and by state.

Thank you!

- David Yankey
- Michael Chen
- Madeleine Valier
- Laurie Elam-Evans
- Jim Singleton
- Shannon Stokley
- Lauri Markowitz
- Carla DeSisto
- Sarah Schillie
- Michelle Hughes

For more information, contact CDC
1-800-CDC-INFO (232-4636)
TTY: 1-888-232-6348 www.cdc.gov

The findings and conclusions in this report are those of the authors and do not necessarily represent the official position of the Centers for Disease Control and Prevention.

