

Summary of three economic analyses on the use of 21-valent pneumococcal conjugate vaccine (PCV21) among adults in the United States

Andrew J. Leidner, PhD

Applied Research, Implementation Science and Evaluation (ARISE) Branch
Immunization Services Division (ISD)
NCIRD

ACIP Meeting

June 27, 2024

The findings and conclusions in this report are those of the author and do not necessarily represent the views of the Centers for Disease Control and Prevention.

Acknowledgements

- This presentation summarizes work conducted by three modeling teams
 - **Tulane-CDC team**
 - Charles Stoecker (Tulane University), Yin Wang (Tulane University), Miwako Kobayashi (CDC), Andrew Leidner (CDC), Bo-Hyun Cho (CDC), Cheryl Ward (CDC)
 - **Merck team**
 - Kwame Owusu-Edusei, Zinan Yi, Elamin Elbasha, Elmira Flem, Thomas Weiss, Heather Platt, Kristen Feemster, Kelly Johnson, Ulrike Buchwald, Craig Roberts, Don Yin
 - **Pittsburgh team**
 - Shoroq Altawalbeh, Angela Wateska, Mary Patricia Nowalk, Chyongchiou Lin, Lee Harrison, William Shaffner, Richard Zimmerman, Kenneth Smith

Disclaimer: Views and opinions expressed in this presentation are the authors and do not necessarily represent the views and opinions of the Centers for Disease Control and Prevention.

Conflicts of interest statement

- **Andrew Leidner: None**
- **Tulane-CDC team: None**
- **Merck team:**
 - Merck manufactures the PCV21, PCV15 and PPSV23 vaccines
- **Pittsburgh team:**
 - From the competing interest section of their article^a: Dr. Wateska has had a research grant from NIAID in the past 3 years. Dr. Nowalk has had research grants from Merck & Co., Inc. and Sanofi Pasteur in the past 3 years. Dr. Schaffner has had a research grant from CDC in the past 3 years. Dr. Zimmerman has had research grants from NIH and Sanofi Pasteur in 3 years. Dr. Smith has had research grants from NIAID and Sanofi Pasteur in the past 3 years.

^a· Altawalbeh, Shoroq M., et al. "Cost-effectiveness of an in-development adult-formulated 21-valent pneumococcal conjugate vaccine in US adults aged 50 years or older." *Vaccine* 42.12 (2024): 3024-3032. [Link](#).

Terminology

Abbreviation	Full term/Meaning
CER	Cost-effectiveness ratio
CFR	Case-fatality rate
CMC	Chronic medical conditions but not immunocompromised
IC	Immunocompromising conditions
ICER	Incremental cost-effectiveness ratio
IPD	Invasive pneumococcal disease
NBP	Non-bacteremic pneumonia
PCV15	15-valent pneumococcal conjugate vaccine
PCV20	20-valent pneumococcal conjugate vaccine
PCV21	21-valent pneumococcal conjugate vaccine
PPSV23	23-valent pneumococcal polysaccharide vaccine
QALYs	Quality-adjusted life-years

Outline

- **Background on cost-effectiveness analysis**
- **Model overview**
- **Main results**
- **Model comparison**
- **Summary**

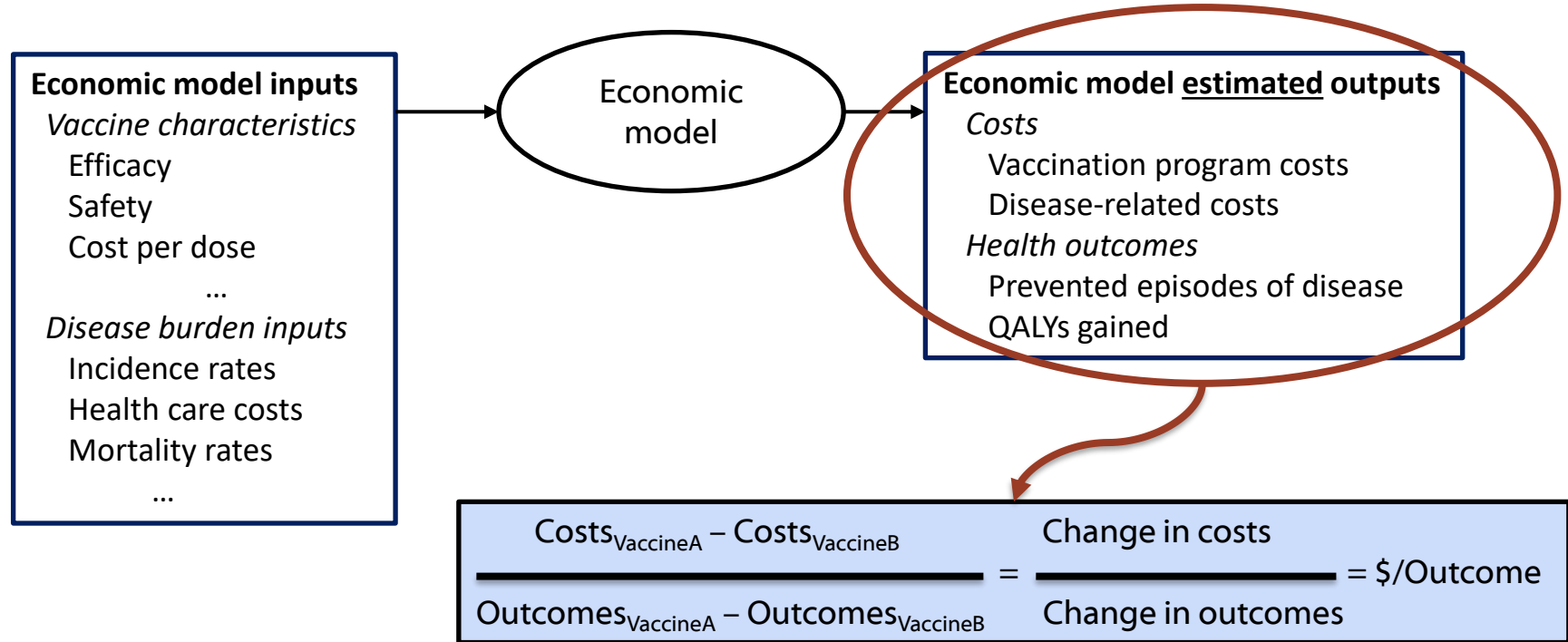
What is cost-effectiveness analysis (CEA)?

- **CEAs compare the costs and outcomes of two or more strategies by estimating a cost-effectiveness ratio (CER)**
 - CER is an estimated cost per unit of health outcome gained
 - Outcomes: averted cases, averted hospitalizations, quality-adjusted life years (QALYs)
 - Cost per QALY gained (\$/QALY)

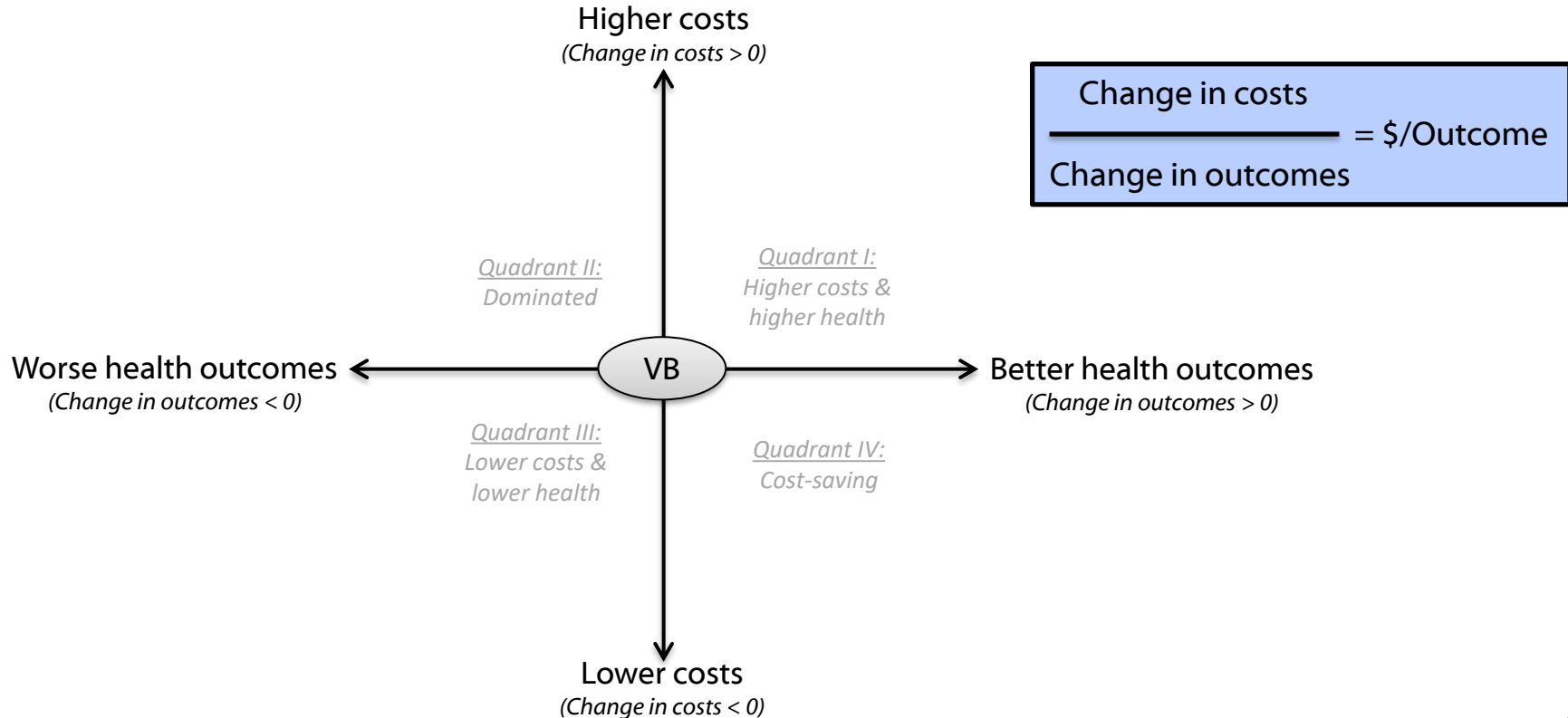
$$\frac{\text{Costs}_{\text{VaccineA}} - \text{Costs}_{\text{VaccineB}}}{\text{Outcomes}_{\text{VaccineA}} - \text{Outcomes}_{\text{VaccineB}}} = \frac{\text{Change in costs}}{\text{Change in outcomes}} = \$/\text{Outcome}$$

- CERs always compare 2 potential strategies
 - E.g., vaccination vs. no vaccination, vaccine schedule A vs. vaccine schedule B, new vaccination vs. status quo

What is cost-effectiveness analysis (CEA)?



Interpreting a cost-effectiveness ratio



Outline

- Background on cost-effectiveness analysis
- Model overview
- Main results
- Model comparison
- Summary

Model overview

Model characteristics	Tulane-CDC	Merck	Pittsburgh
Cohort type	Single cohort	Multi-cohort	Single cohort
Analytic model time frame	Lifetime	Lifetime	Lifetime
Base case perspective	Limited societal	Societal	Societal & healthcare sector
Currency year	2023 \$ US	2023 \$ US	2019 \$ US ^a
Vaccine cost	PCV20: \$289 PCV21: \$319	PCV20: \$261 PCV21: \$287	PCV20: \$249 PCV21: \$333
Other vaccine costs per dose	Admin: \$30; travel: \$36	Admin: \$19	Admin: \$24; adverse events: \$0.76
How many years following a PCV dose until protections wanes to 0%	15 years	15 years	15 years for NBP 20 years for IPD
Circulating serotype protection ratio: PCV21:PCV20	2.7 to 9.5 (vaccine-unique types)	2.9 to 6.3 (vaccine-unique types)	1.5 to 1.6 (all types)

^aIn this presentation, all cost-effectiveness ratios that were reported in the Pittsburgh model have been adjusted to US\$2023 (from US\$2019) for consistency with the other models.

Model overview, cont.

Model characteristics	Tulane-CDC	Merck	Pittsburgh
Include indirect effects from pediatric PCV20 use	Yes	In sensitivity analyses	In sensitivity analyses
Indirect effects magnitude, when included	84% reduction by year 6	33% reduction by year 5	50% reduction by year 1
Separately models disability sequelae, post-IPD	No ^a	Yes	Yes
Separately models disability sequelae, post-NBP	No ^a	No	Yes
Include age-adjusted incidence	Yes	Yes	Yes
Include risk-stratified incidence groups	General/CMC/IC	General/CMC/IC	Black/Non-black & General/Smoking/CMC/IC
Case-fatality-rates (CFRs), inpatient pneumonia (NBP) (% among 50-64 year olds)	3 to 4 ^b	3 ^b	4 to 6 ^b
Productivity loss for disease-related deaths adjusted by employment status, varies by age	Yes	No	No

^aIn the Tulane-CDC model, inpatient disease burden assumptions includes a portion of the disease burden from disability sequelae, up to 1 year for QALY loss and up to 6 months for costs.

^bFor the Tulane-CDC and Merck model, NBP CFRs were based on National Inpatient Sample (i.e., hospital discharge) data, and in the Pittsburgh model NBP CFRs were assumed to be 50% of the rate of IPD CFRs.

Policy question 1: Currently recommended adults

Base case estimates (\$/QALY)

Intervention	Comparator	Tulane-CDC	Merck	Pittsburgh
Age-based vaccination at 65 with PCV21	Age-based vaccination at 65 with PCV20	4,309 (Cost-saving to \$18,599) ^a	5,090	Cost-saving to 58,116 ^{b,c}
Risk-based vaccination with PCV21	Risk-based vaccination with PCV20	Cost-Saving (Range was cost-saving) ^a	Cost-saving	

- **PCV21 protection against circulating serotypes is greater, and PCV21 is modestly more expensive than PCV20**

^aThis range was estimated using probabilistic sensitivity analyses, where all inputs were varied.

^bThe Pittsburgh model assessed age-based and risk-based use in the same analysis, so strategies with age-based use at age 65 also included risk-based use from age 50 to 64.

^cThese ICER values were calculated by the CDC ACIP economic review team from costs and effectiveness values reported in the Pittsburgh model. High range value comes from healthcare sector perspective; low range value comes from societal perspective.

Policy question 2: Age 50-64

Base case estimates (\$/QALY)

Intervention	Comparator	Tulane-CDC	Merck	Pittsburgh
Age-based vaccination at 50 and 65 with PCV21	Age-based vaccination at 65 with PCV21 ^b	269,643 (\$198,098 to \$701,066) ^a	105,303 to 256,318 ^b	2,713 to 114,645 ^c
Age-based vaccination at 50 and 65 with PCV20	Age-based vaccination at 65 and risk-based vaccination at 50-64 with PCV20	628,473	NA ^d	36,854 to 149,269 ^c

- Higher ICERs than for the currently recommended group because younger ages have lower disease burden
- PCV21 protection against circulating serotypes is greater
- PCV20 preventable disease burden is impacted by indirect effects
- Substantial variation in estimates within models, across models and across vaccines

^aThis range was estimated using probabilistic sensitivity analyses, where all inputs were varied.

^bThe Merck model assessed PCV21 use at age 50 and 65 vs PCV21 use at age 65 among general risk (i.e., not CMC or IC) populations and PCV20 use among CMC/IC populations. High range value comes from a scenario with indirect effects and without productivity loss from disease-induced death; low range value comes from a scenario without indirect effects and with productivity loss from disease-induced death.

^cThese ICER values were calculated by the CDC ACIP economic review team from costs and effectiveness values reported in the Pittsburgh model. High range value comes from healthcare sector perspective; low range value comes from societal perspective.

^dThe Merck model did not assess lowering the age-based recommendation to 50 for the use of PCV20.

Policy question 3: Age 19-49

Base case estimates (\$/QALY)

Intervention	Comparator	Tulane-CDC	Merck
Age-based vaccination at 19 with PCV21 (Tulane-CDC); or at 19 and 65 with PCV21 (Merck) ^b	Age-based vaccination at 50 with PCV21 (Tulane-CDC); or at 65 with PCV20 (Merck) ^b	Dominated (Range was dominated) ^a	647,569 ^b

- Higher ICERs (or “dominated” interventions) than for currently recommended adult or age 50 strategies because younger ages have lower disease burden

Notes: The Pittsburgh model did not assess strategies for individuals younger than 50 years. Across all models, the use of PCV20 was not directly assessed for 19-50-year-olds.

^aThis range was estimated using probabilistic sensitivity analyses, where all inputs were varied.

^bThe Merck model intervention strategy was PCV21 at age 19 and 65 and the comparator was PCV20 at age 65.

Supplemental dose

Base case estimates (\$/QALY)

Intervention	Comparator	Tulane-CDC	Merck
Supplemental dose with PCV21 among individuals who have received PCV20	No supplemental dose with PCV21	206,191 to 442,010 ^a	274,844 to 512,266 ^b

- **Higher ICERs than for the currently recommended adult strategies because individuals previously vaccinated with PCV20 have lower disease burden due to PCV20 vaccine protection**
- **Variation in estimates due to duration between supplemental PCV21 dose and the previous dose of PCV20, and due to differences in disease burden by age and risk group**

Note: The Pittsburgh model did not assess supplemental PCV21 dose.

^aRange depends on whether a person received PCV20 because of age-based or risk-based recommendation and the time since PCV20, where risk-based vaccinees with a longer duration since PCV20 had lower costs.

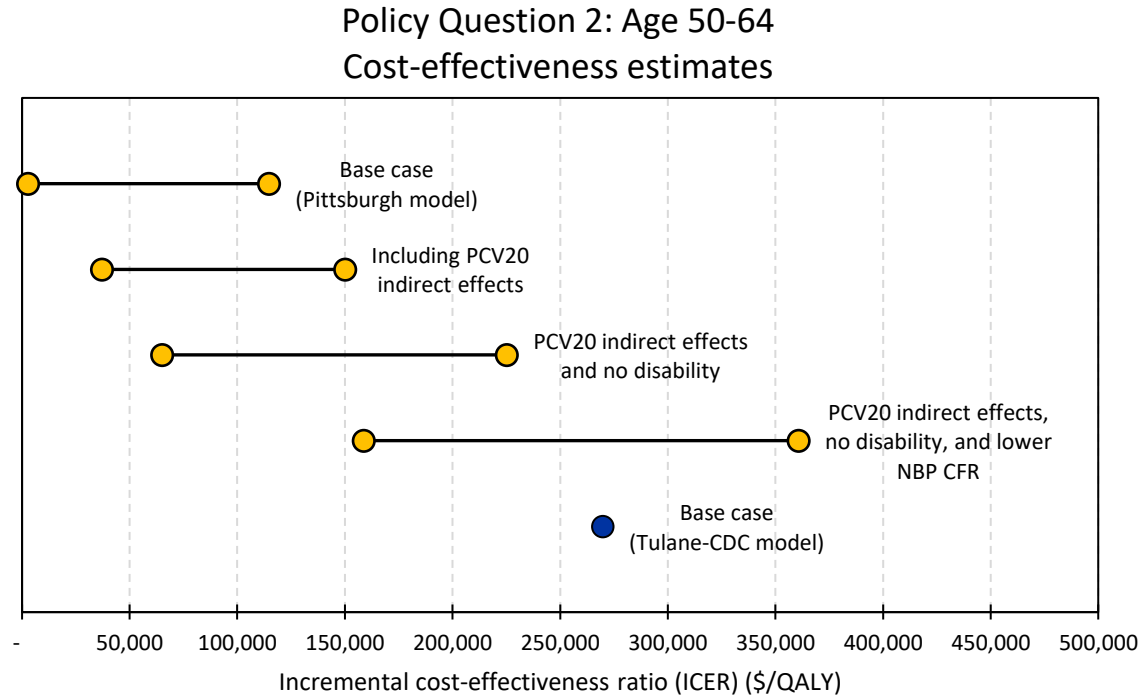
^bRange depends on age and time since PCV20; high value assumed age 65 general population (i.e., no CMC or IC) and older and 2 years since PCV20; low value assumed age 50-64 CMC/IC population and 5 years since PCV20.

Outline

- Background on cost-effectiveness analysis
- Model overview
- Main results
- Model comparison
- Summary

Sensitivity/scenario analyses

What if selected Pittsburgh model assumptions were more similar to the Tulane-CDC model?



Policy question 2: Age 50-64

Base case estimates (\$/QALY)

Intervention	Comparator	Tulane-CDC	Merck	Pittsburgh
Age-based vaccination at 50 and 65 with PCV21	Age-based vaccination at 65 with PCV21 ^b	269,643 (\$198,098 to \$701,066) ^a	105,303 to 256,318 ^b	2,713 to 114,645 ^c
Age-based vaccination at 50 and 65 with PCV20	Age-based vaccination at 65 and risk-based vaccination at 50-64 with PCV20	628,473	NA ^d	36,854 to 149,269 ^c

- **Comparison summary Tulane-CDC vs. Pittsburgh**

- Not including PCV20 indirect effects, including long-term disability disease states, and higher pneumonia CFR assumptions yield more favorable (i.e., lower) CERs
- Other factors include the magnitudes of indirect effect assumptions and productivity losses

^aThis range was estimated using probabilistic sensitivity analyses, where all inputs were varied.

^bThe Merck model assessed PCV21 use at age 50 and 65 vs PCV21 use at age 65 among general risk (i.e., no CMC or IC) populations and PCV20 use among CMC/IC populations. High range value comes from a scenario with indirect effects and without productivity loss from disease-induced death; low range value comes from a scenario without indirect effects and with productivity loss from disease-induced death.

^cThese ICER values were calculated by the CDC ACIP economic review team from costs and effectiveness values reported in the Pittsburgh model. High range value comes from healthcare sector perspective; low range value comes from societal perspective.

^dThe Merck model did not assess lowering the age-based recommendation to 50 for the use of PCV20.

Limitations

- **Limited data available on vaccine efficacy and duration of protection**
- **Uncertainties about several model inputs and assumptions**
 - Future epidemiology of pneumococcal serotypes that are not included in PCV21 (e.g., serotype 4, 19F)
 - Indirect effects from pediatric PCV20 use
 - Prevalence and severity of disability sequelae
 - Vaccine price
 - Merck model base case input for PCV21 cost per dose was \$287, which has also been announced publicly as the list price^a
- **Potential challenges to vaccination implementation due to changing the pneumococcal vaccine schedule were not included**

^a. [US FDA approves Merck's pneumococcal vaccine for adults | Reuters](#)

Summary of model findings

Policy question populations	Strategy details	Summary across available models
1. Currently recommended adults	Age-based PCV21	Cost-saving to \$58,000 per QALY gained
	Risk-based PCV21	Cost-saving in all three models
2. Ages 50-64	PCV21	\$3,000 to \$270,000 per QALY gained
	PCV20	\$37,000 to \$630,000 per QALY gained
3. Ages 19-49	PCV21	\$650,000 per QALY gained to “Dominated”
Supplemental dose	Supplemental dose with PCV21	\$210,000 to \$510,000 per QALY gained

- **As modeled, most strategies improved health**
 - Age-based vaccination at 19 years instead of 50 years in the Tulane-CDC model did not improve health
- **Several strategies were cost-saving**
- **Variability in estimates across models for age 50 and supplemental dose strategies**

Thank you for your attention and thank you to those that contributed to this presentation

Tulane-CDC team

Charles Stoecker (Tulane University)
Yin Wang (Tulane University)
Miwako Kobayashi (CDC)
Andrew Leidner (CDC)
Bo-Hyun Cho (CDC)
Cheryl Ward (CDC)

Merck team

Kwame Owusu-Edusei
Zinan Yi
Elamin Elbasha
Elmira Flem
Thomas Weiss
Heather Platt
Kristen Feemster
Kelly Johnson
Ulrike Buchwald
Craig Roberts
Don Yin

Pittsburgh team

Shoroq Altawalbeh
Angela Wateska
Mary Patricia Nowalk
Chyongchiou Lin
Lee Harrison
William Shaffner
Richard Zimmerman
Kenneth Smith

ACIP economics review team

Austin Williams
Fangjun Zhou
Bo-Hyun Cho
Jamie Pike
Reni Kaul
Xiaoyu Dong

For more information, contact CDC
1-800-CDC-INFO (232-4636)
TTY: 1-888-232-6348 www.cdc.gov

The findings and conclusions in this report are those of the authors and do not necessarily represent the official position of the Centers for Disease Control and Prevention.

