

Home Health Care Patients and Hospice Care Discharges

2007 National Home and Hospice Care Survey

Fact Sheet

This fact sheet provides selected data highlights from the 2007 National Home and Hospice Care Survey (NHHCS), one in a continuing series of nationally representative sample surveys of U.S. home health and hospice care agencies and their patients.

In 2007, data were obtained for 4,683 current home health care patients and 4,733 hospice care discharges. Eligible agencies were either certified by Medicare or Medicaid or were licensed by a state to provide services to home health care or hospice care patients, currently served home health care patients, or currently or recently served hospice care patients. Agencies were excluded from the survey if they provided only homemaker services or housekeeping services, assistance with instrumental activities of daily living, or durable medical equipment and supplies. Data were collected through in-person interviews with agency directors and their designated staffs. Public-use data files and documentation may be viewed and downloaded from the NHHCS website: <http://www.cdc.gov/nchs/nhhcs.htm>.

Selected Data Highlights

Current home health care patients

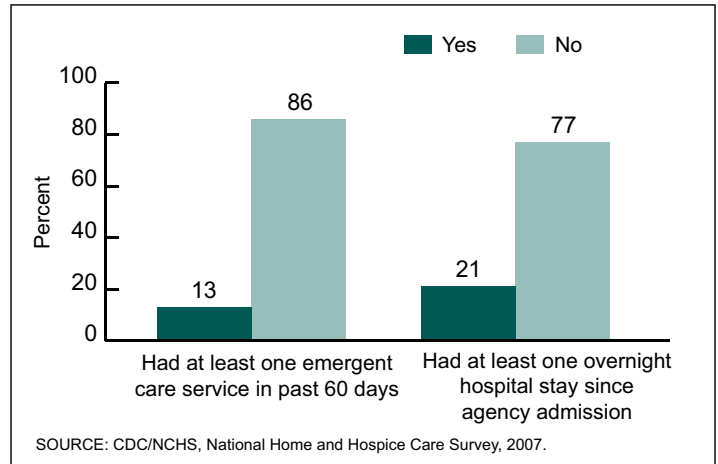
Demographic characteristics

- On any given day in 2007, there were 1.46 million current home health care patients in the United States.
- Home health care patients tended to be aged 65 and over (69%), female (64%), and white (82%).

Emergent and hospital care use

- More than one-tenth (13%) of current home health care patients had used emergent care in the 60 days before the agency interview (Figure 1).
- More than one-fifth (21%) of current home health care patients had at least one overnight hospital stay since admission to the home health care agency.

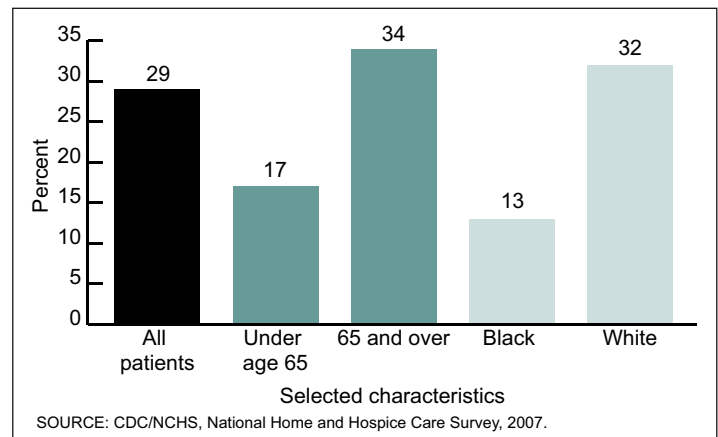
Figure 1. Use of emergent care services and overnight hospital stays of current home health care patients: United States, 2007



Advance directives

- In 2007, 29% of current home health care patients had at least one advance directive (Figure 2).
- Home health care patients who were aged 65 and over were twice as likely as younger patients to have an advance directive (34% and 17%).
- White home health care patients were more than twice as likely as black patients to have an advance directive (32% and 13%).

Figure 2. Current home health care patients with at least one advance directive on record: United States, 2007



Hospice care discharges

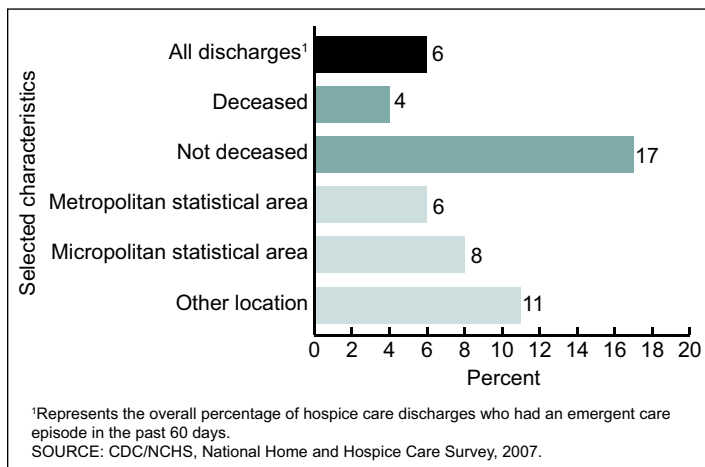
Demographic characteristics

- In 2007, there were 1.05 million hospice care discharges in the United States.
- Hospice care discharges tended to be aged 65 and over (83%), female (55%), and white (91%).

Emergent and hospital care use

- Those discharged alive from hospice care were four times as likely as those discharged deceased to have used emergent care while in hospice (17% and 4%) (Figure 3).
- Hospice care discharges in more rural areas were almost twice as likely as discharges in metropolitan areas to use emergent care (11% and 6%).

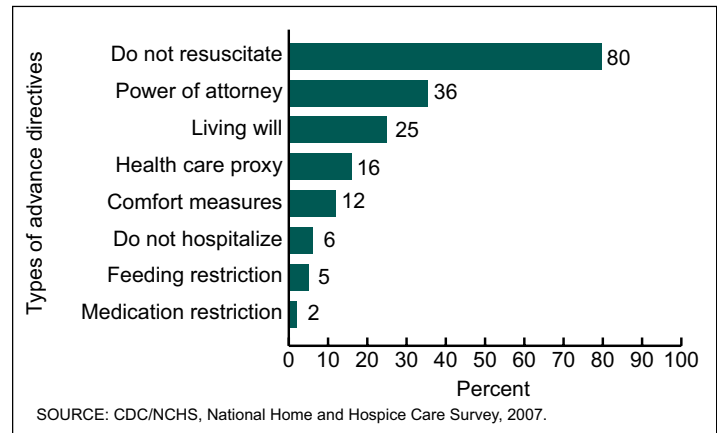
Figure 3. Hospice care discharges according to use of emergent care: United States, 2007



Advance directives

- In 2007, 12% of hospice care discharges did not have an advance directive.
- The most common type of advance directive among hospice care discharges was a do-not-resuscitate order (80%) (Figure 4).
- Durable power of attorney (36%) and a living will (25%) were the second and third most common advance directives among hospice care discharges.

Figure 4. Hospice care discharges according to type of advance directive on record: United States, 2007



Data Methods

Percentages may not add to totals because of rounding, and because percent distribution includes a category of unknowns not reported in figures.

Differences reported in the text are based on results of chi-square tests performed to evaluate differences among patient types. All tests of statistical significance were two-sided using $p < 0.05$.

Definitions

Emergent care—Refers to any urgent, unplanned medical care. This includes services at a hospital emergency room (including 23-hour holding), an outpatient department or clinic, including urgent care sites and a doctor's office emergency visit or house call.

Metropolitan statistical area—Refers to a county or group of contiguous counties that contain at least one urbanized area of 50,000 or more population. A metropolitan statistical area may contain other counties that are economically and socially integrated with the central county, as measured by commuting.

Micropolitan statistical area—Refers to a nonmetropolitan county or group of contiguous nonmetropolitan counties that contains an urban cluster of 10,000–49,999 persons. Surrounding counties with strong economic ties, measured by commuting patterns, may also be included.

Other location—Refers to a location that is neither a metropolitan statistical area nor a micropolitan statistical area.