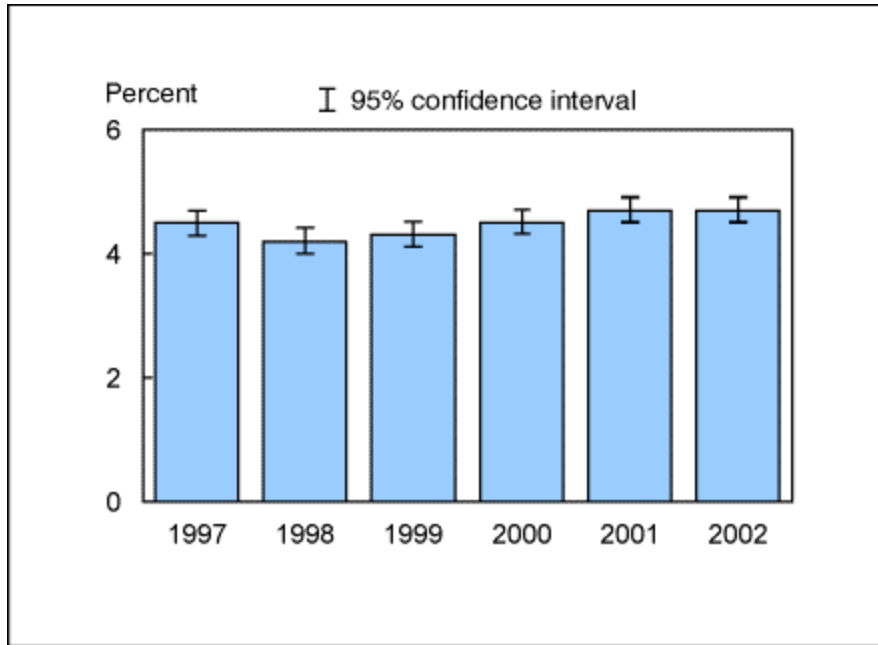




**Figure 3.1. Percent of persons of all ages who failed to obtain needed medical care at some time during the past 12 months due to financial barriers: United States, 1997-2002**



NOTES: The analysis excluded persons with unknown success in obtaining needed medical care (about 0.5% of respondents each year). CI is confidence interval.

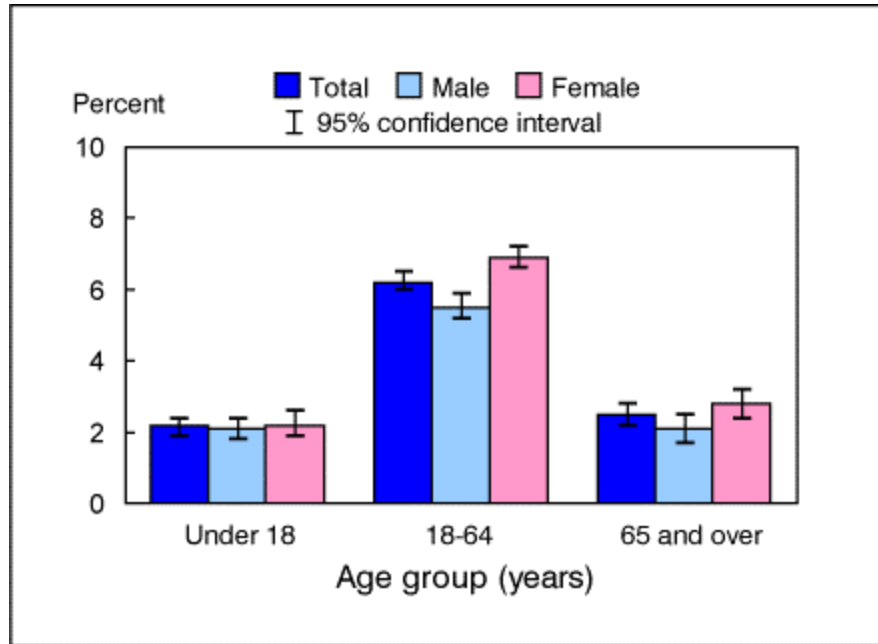
DATA SOURCE: Family Core component of the 1997-2002 National Health Interview Surveys.

■ In 2002, 4.7% (95% CI = 4.5% - 4.9%) of the population was unable to obtain needed medical care at some time during the year preceding the interview due to financial barriers.

■ From 1998 through 2001, an increasing trend has occurred in the annual percent of persons who experienced this lack of access to medical care (4.2% in 1998, 4.3% in 1999, 4.5% in 2000, 4.7% in 2001, and 4.7% in 2002).



**Figure 3.2. Percent of persons of all ages who failed to obtain needed medical care at some time during the past 12 months due to financial barriers, by age group and sex: United States, 2002**



NOTES: The analysis excluded 466 (0.5%) persons with unknown success in obtaining needed medical care.

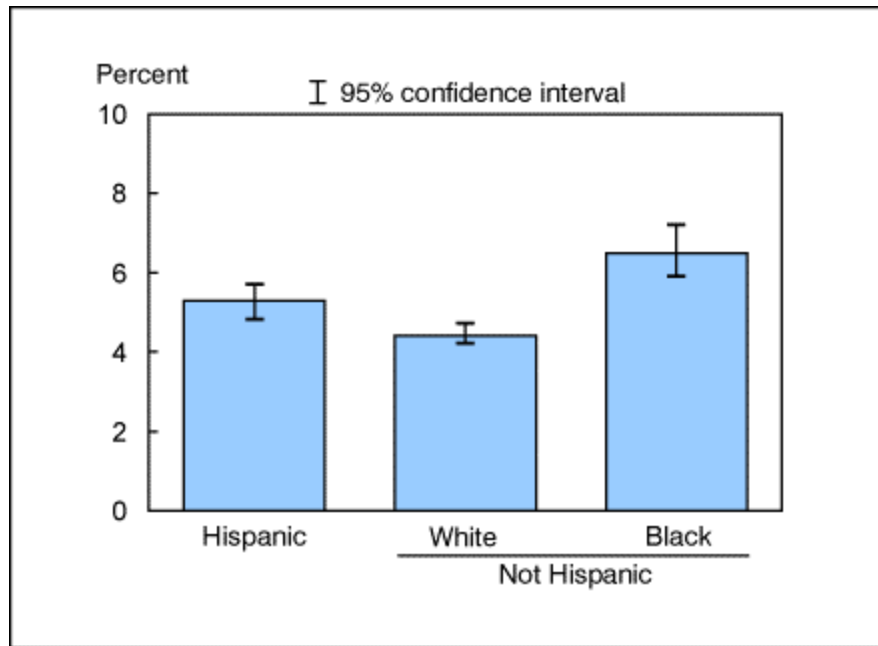
DATA SOURCE: Family Core component of the 2002 National Health Interview Survey.

■ For both sexes combined, the percent of persons who were unable to obtain needed medical care at some time during the past 12 months was 2.2% for those aged under 18 years, 6.2% for those aged 18-64 years, and 2.5% for those aged 65 years and over.

■ For age groups 18-64 years and 65 years and over, women were more likely than men to have experienced this lack of access to medical care during the past 12 months.



**Figure 3.3. Age-sex-adjusted percent of persons of all ages who failed to obtain needed medical care at some time during the past 12 months due to financial barriers, by race/ethnicity: United States, 2002**



NOTES: The analysis excluded 466 (0.5%) persons with unknown success in obtaining needed medical care. Estimates are age-sex-adjusted to the year 2000 projected U.S. standard population using three age groups: under 18 years, 18-64 years, and 65 years and over.

DATA SOURCE: Family Core component of the 2002 National Health Interview Survey.

- After adjusting for age and sex, 5.3% of Hispanic persons, 4.4% of non-Hispanic white persons, and 6.5% of non-Hispanic black persons were unable to obtain needed medical care at some time during the year preceding the interview due to financial barriers.
- Hispanic persons and non-Hispanic black persons were more likely than non-Hispanic white persons to experience this lack of access to medical care.



## Data tables for figures 3.1-3.3:

**Data table for figure 3.1. Percent of persons of all ages who failed to obtain needed medical care at some time during the past 12 months due to financial barriers: United States, 1997–2002**

Year	Percent	95% confidence interval
1997	4.5	4.3-4.7
1998	4.2	4.0-4.4
1999	4.3	4.1-4.5
2000	4.5	4.3-4.7
2001	4.7	4.5-4.9
2002	4.7	4.5-4.9

**Data table for figure 3.2. Percent of persons of all ages who failed to obtain needed medical care at some time during the past 12 months due to financial barriers, by age group and sex, United States, 2002**

Age and sex	Percent	95% confidence interval
<b>Under 18 years</b>		
Total	2.2	1.9-2.4
Male	2.1	1.8-2.4
Female	2.2	1.9-2.6
<b>18-64 years</b>		
Total	6.2	6.0-6.5
Male	5.5	5.2-5.9
Female	6.9	6.6-7.2
<b>65 years and over</b>		
Total	2.5	2.2-2.8
Male	2.1	1.7-2.5
Female	2.8	2.4-3.2

**Data table for figure 3.3. Age-sex-adjusted percent of persons of all ages who failed to obtain needed medical care at some time during the past 12 months due to financial barriers, by race/ethnicity, United States, 2002**

Race/ethnicity	Percent <sup>1</sup>	95% confidence interval
Hispanic or Latino	5.3	4.8-5.7
White, not Hispanic	4.4	4.2-4.7
Black or African American, not Hispanic	6.5	5.9-7.2

<sup>1</sup>Estimates are age-sex-adjusted to the year 2000 projected U.S. standard population using three age groups: under 18 years, 18-64 years, and 65 years and over.