

Integrating health & safety: what might be ASSE's role?

Jim Ramsay, Ph.D., MA
University of Wisconsin –
Stevens Point



The NIOSH STEPS Symposium

Session A-1

Washington, DC

October, 2004



Overview

- Why are we here?
- What is ASSE?
- What I've been doing with ASSE, implications of integration & the role ASSE can play.

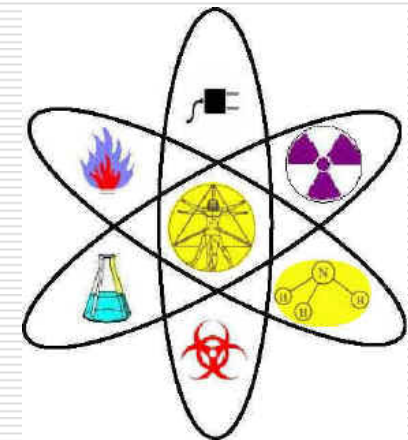




Worksite health promotion (WHP)

- **Worksite health promotion** => an orchestrated series of activities designed to facilitate behavior change and lifestyle choices in order to optimize health.
- ✓ **Application** => individually, organization-wide, in the community, or at home & with family members.

Worksite wellness

S - Social
P - Physical
E - Emotional
C - Career
I - Intellectual
E - Environmental
S - Spiritual



Healthy People 2010 & LHIs

- 1) Physical activity
- 2) Overweight and obesity
- 3) Tobacco use
- 4) Substance abuse
- 5) Responsible sexual behavior
- 6) Mental health
- 7) Injury and violence
- 8) Environmental quality
- 9) Immunization
- 10) Access to healthcare



Origins of Safety, Health & Environmental (SH&E) priorities

- **SH&E** => at a minimum, SH&E involves processes designed to maintain state/federal compliance to mandated programs & standards concerning work practices.
- ✓ **Application** => involves industrial hygiene, safety, environmental or occupational health specialists on an individual and/or organization-wide basis.

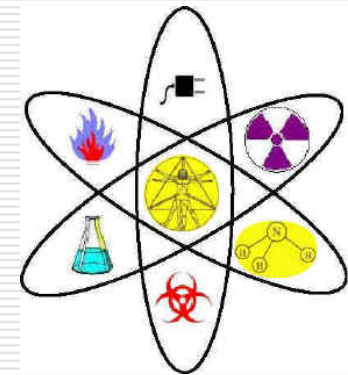
Today, its more than compliance

- SH+E professionals are working far above this “minimum”.
- SH&E practitioners are concerned about:
 - ✓ The relationship b/t health & production.
 - ✓ Reductions in WC and improvements in overall ee health.
 - ✓ Meeting the challenges of an aging population.
 - ✓ Building better attitudes, improving morale, enhancing job satisfaction.



Integrating SH&E & WHP

- Better integration of SH&E & WHP is warranted, logical and efficient.
- Consider SH&E & WHP:
 - ✓ Have the same mission.
 - ✓ Have the same clientele.
 - ✓ Have similar challenges & goals.
 - ✓ Have similar professional training.



☹️ Compete for the same dollars.

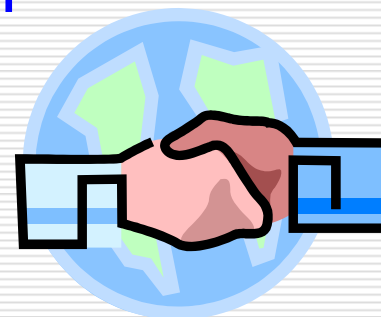
Is this a
disconnect?

Integrating SH&E & WHP

- Both WHP and SH&E have traditionally had too narrow a focus.
 - ✓ For ex., smoking cessation courses are tough to sell to workers who breathe metal fumes while at work!
 - ✓ Recall the LHIs slide? 5 of the 10 are pretty directly connected to safe working environments..... ergo, health needs safety to be in place and vice verse!

Integrating SH&E & WHP

- Working separately, WHP and SH&E under-operationalizes worker health.
- Working together, SH&E & WHP can better identify & mitigate both modifiable **life risks** & **occupational risks**.



ASSE (<http://www.asse.org/>)

- ASSE was formed in 1911 & is a non profit professional safety & health association.
- ASSE has 30,000 members world-wide.
- ASSE is organized into 8 US regions, 151 chapters, 30 sections, and 52 student sections, & exists in 64 countries.





ASSE organization

- ASSE is organized into “practice specialties”.

Academics	Construction
Environmental	Healthcare
Consulting	Engineering
Risk Mgt/Insurance	Public sector
Mining	International
Industrial hygiene	Management



ASSE resources

- ASSE holds an annual education and training conference (called the PDC) along with several symposia, seminars, training programs, professional credentialing workshops and other study programs.
- ASSE publishes 2 peer reviewed journals (Professional Safety, and the Journal of Safety, Health & Environmental Research, JSHER).




A bit more on the PDC


- Wellness and health promotion concepts have been presented at the annual PDC since at least 2000.
- In addition, ASSE is currently planning seminars and workshops on the worksite wellness issue.



Ex ASSE publications



&





Me & ASSE

- ASSE allowed several SH&E educators to start the *academics practice specialty* (APS) 3 years ago.
- The APS includes ~ 200 SH&E educators from university programs across the US.
- The APS holds an annual forum for the “best in safety education” each year at the PDC.
- The APS produces the JSHER.



The synergy of integration

- ASSE is perfectly placed to connect current safety practitioners to current WHP practitioners.
 - ✓ Note the “death” of AWHP in 10/2001.
- ASSE already has practice specialties in both **healthcare** and **environmental** health that are nicely placed to work with SH&E **academics** in the APS.



Implications of integration

- A major consequence of true integration has to be the **academic preparation** of the next generation of SH&E practitioner.
 - ✓ What might an “integrated” SH&E curriculum look like?
 - ✓ How will integration affect SH&E credentialing or SH&E program accreditation?





Implications of integration

- What about the next generation of SH&E academic?
 - ✓ There is a need for a Ph.D. in SH&E.
 - ✓ The current set of SH&E academics is grey and getting greyer....





+



Last thoughts

- Integration is both logical and essential for better optimization of worker health & safety.
- Integration requires a joint effort b/t the federal government, business leaders, professional associations (including credentialing/accreditation bodies) & academia.
- Who'll produce the professionals that can work within an "integrated" setting?

A couple of requests...

- The STEPS Symposium is an essential and critical first step.
- NIOSH should consider supporting:
 - ✓ Annual STEPS Symposia.
 - ✓ Continued policy development.
 - ✓ Research initiatives focused on developing partnerships between the government, business and academia.
 - ✓ Academic development of new “integrated” curricula (BS, MS) and Ph.D.’s in SH&E.

Thanks!

