

August 31, 2006

## 2003 Surveillance Slides

This is an archived document. The links are no longer being updated.

[Return to Surveillance Slide Set Main Menu](#)

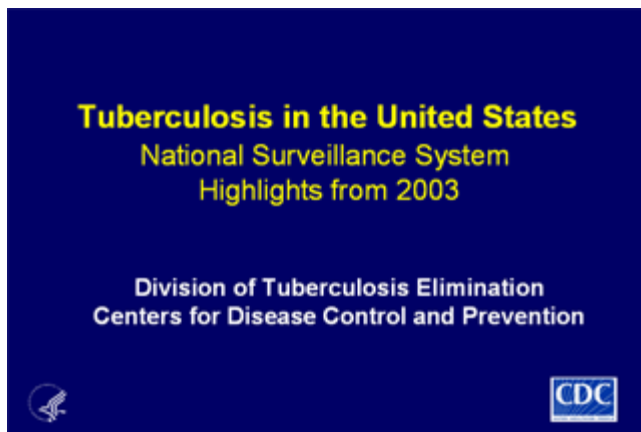
This slide series was developed as an accompaniment to the document [Reported Tuberculosis in the United States, 2003](#)

[Download complete set \(26 slides\) in PowerPoint format](#) - (620 KB)

[Slide Set Narrative](#) (PDF)

NOTE: To download files to your local drive, right click on the link with your mouse, and then choose "Save As." In the pop up menu that follows, navigate to a location where you would like to place the file, and click "Save."

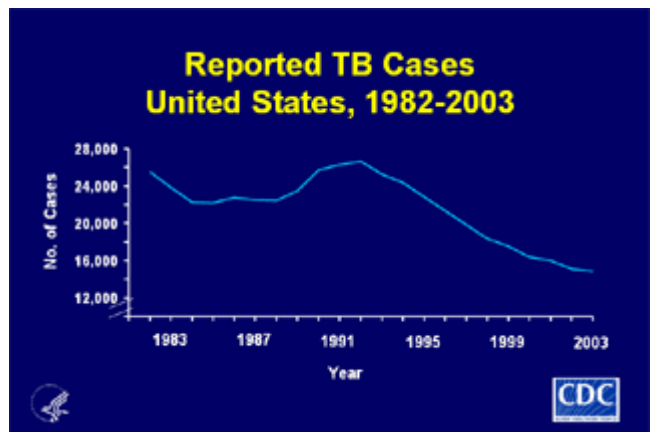
To see the narrative for a slide, to enlarge an image, or to navigate the presentation on the web, click on any image.



### Slide #1

Tuberculosis in the United States:  
National Surveillance System, Highlights from  
2003

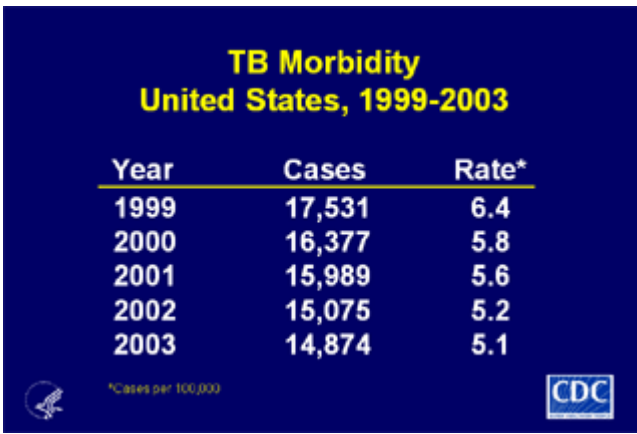
[Download Slide #1 .gif](#)



### Slide #2

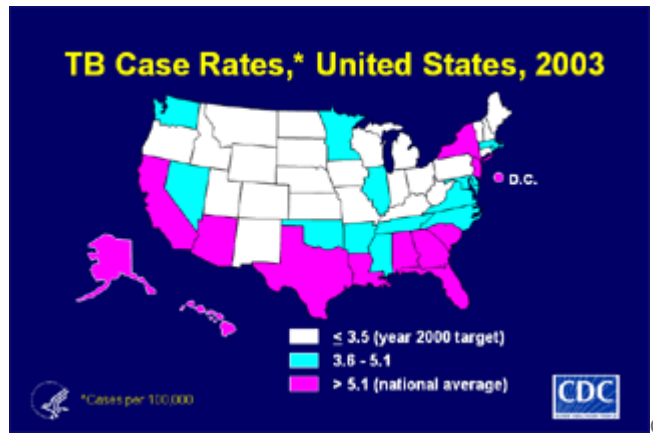
Reported TB Cases  
United States, 1982 - 2003

[Download Slide #2 .gif](#)



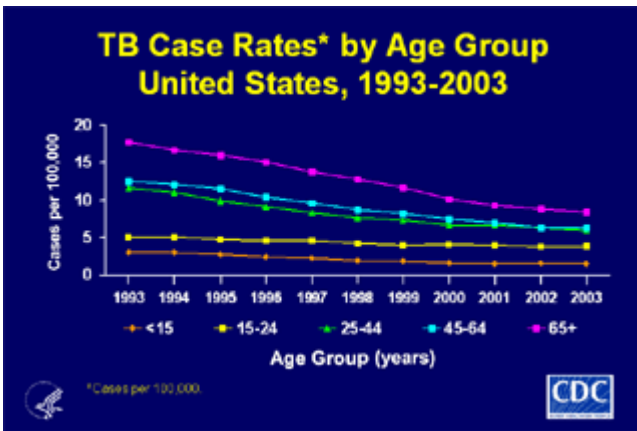
**Slide #3**  
TB Morbidity  
United States, 1999 - 2003

[Download Slide #3 .gif](#)



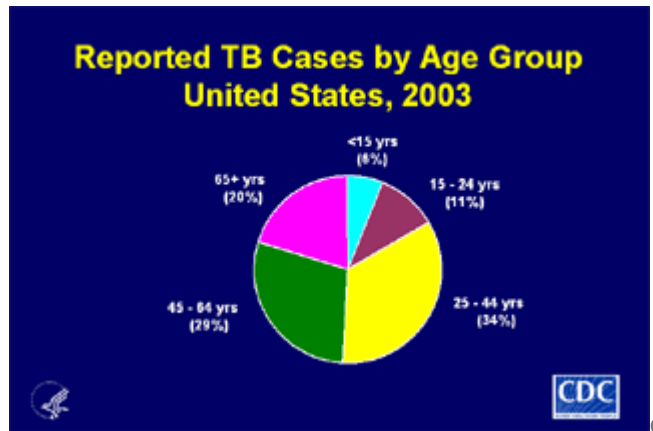
**Slide #4**  
TB Case Rates, United States, 2003

[Download Slide #4 .gif](#)



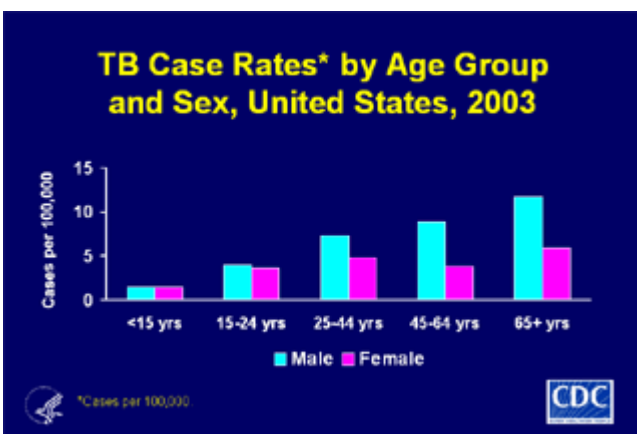
**Slide #5**  
TB Case Rates by Age Group  
United States, 1993-2003

[Download Slide #5 .gif](#)

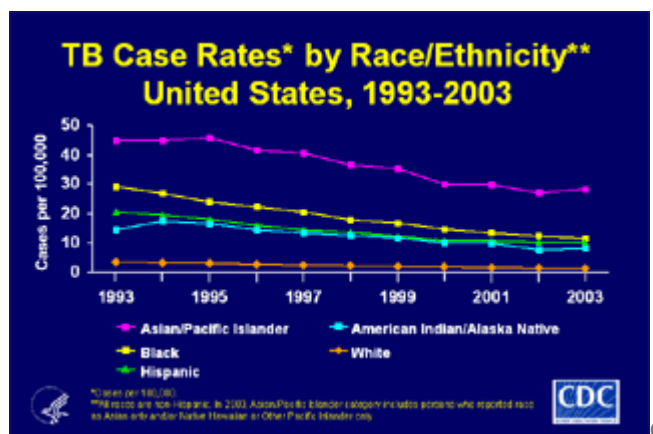


**Slide #6**  
Reported TB Cases by Age Group  
United States, 2003

[Download Slide #6 .gif](#)



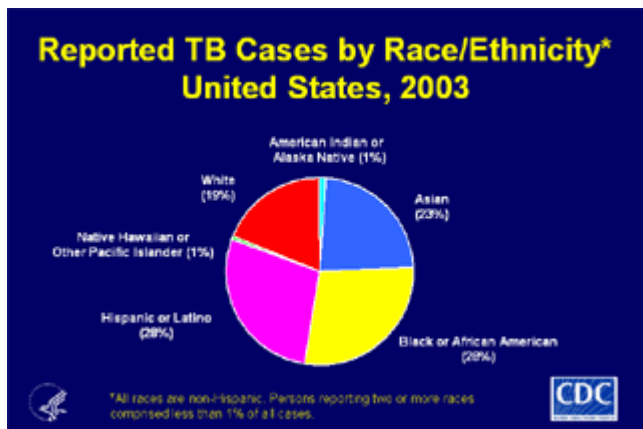
**Slide #7**  
TB Case Rates by Age Group and Sex,  
United States, 2003



**Slide #8**  
TB Case Rates by Race/Ethnicity  
United States, 1993-2003

[Download Slide #7 .gif](#)

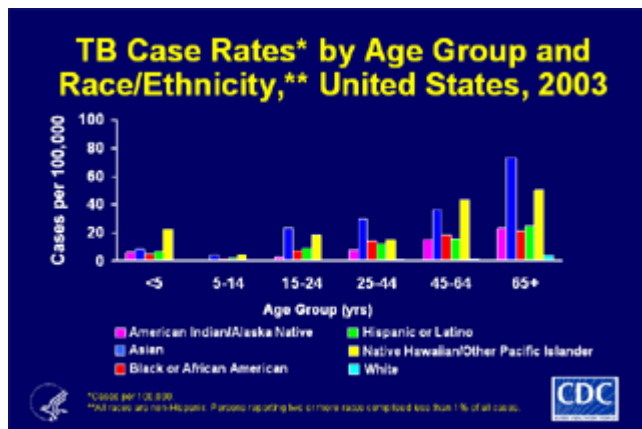
[Download Slide #8 .gif](#)



**Slide #9**

Reported TB Cases by Race/Ethnicity United States, 2003


[Download Slide #9 .gif](#)



**Slide #10**

TB Case Rates by Age Group and Race/Ethnicity, United States, 2003

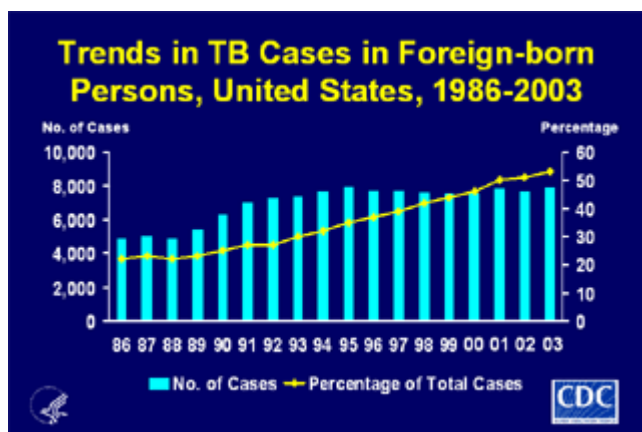
[Download Slide #10 .gif](#)



**Slide #11**

Number of TB Cases in U.S.-born vs. Foreign-born Persons United States, 1993-2003

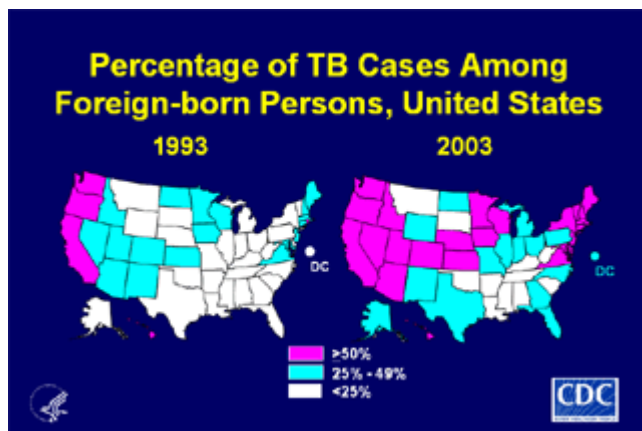

[Download Slide #11 .gif](#)



**Slide #12**

Trends in TB Cases in Foreign-born Persons, United States, 1986-2003

[Download Slide #12 .gif](#)



**Slide #13**

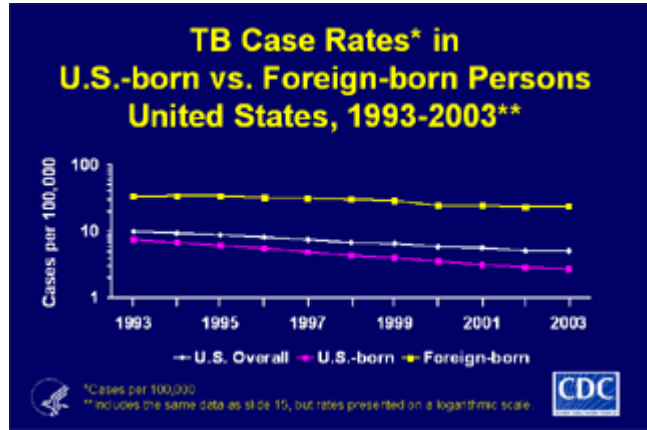
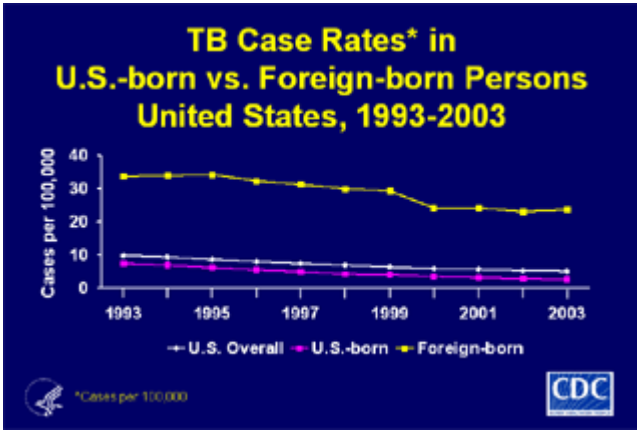
Reported TB Cases by Origin and Race/Ethnicity United States, 2003

[Download Slide #13 .gif](#)

**Slide #14**

Percentage of TB Cases Among Foreign-born Persons, United States, 1993-2003

[Download Slide #14 .gif](#)



**Slide #15**


TB Case Rates in U.S.-born vs. Foreign-born Persons, United States, 1993-2003

[Download Slide #15 .gif](#)

**Slide #16**

TB Case Rates in U.S.-born vs. Foreign-born Persons United States, 1993-2003

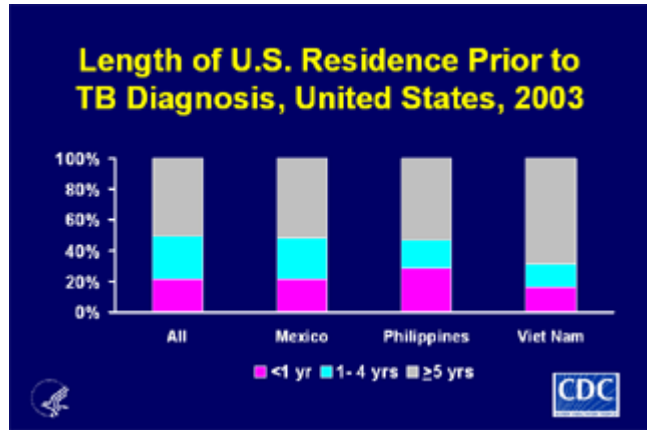
[Download Slide #16 .gif](#)



**Slide #17**

Countries of Birth for Foreign-born Persons Reported with TB United States, 2003

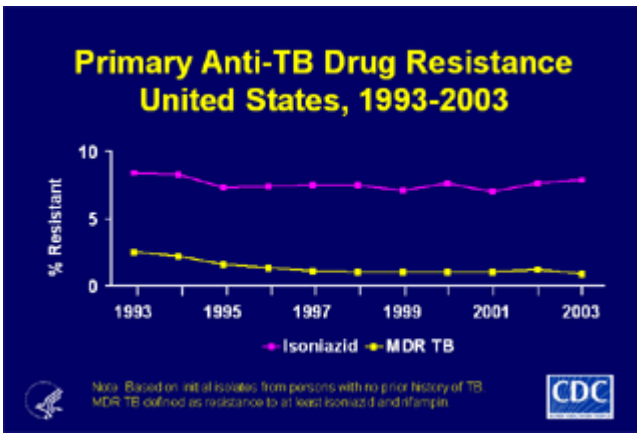
[Download Slide #17 .gif](#)



**Slide #18**

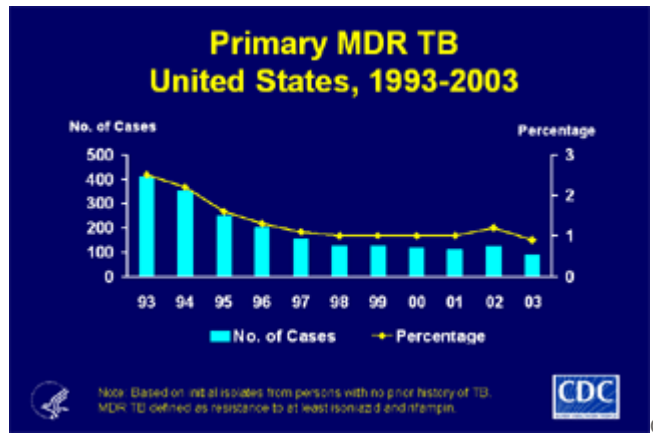
Length of U.S. Residence Prior to TB Diagnosis, United States, 2003

[Download Slide #18 .gif](#)



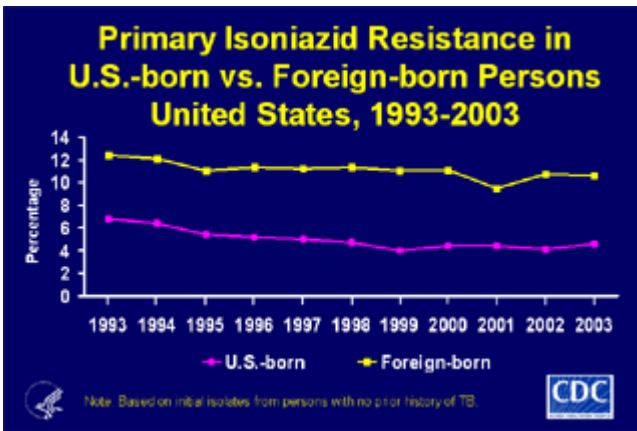
**Slide #19**  
Primary Anti-TB Drug Resistance  
United States, 1993-2003

[Download Slide #19 .gif](#)



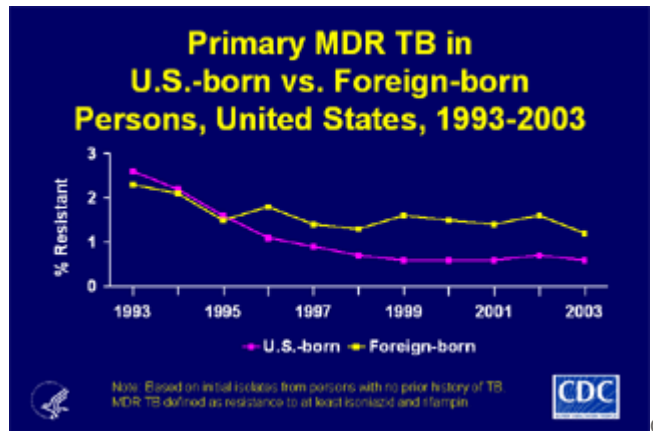
**Slide #20**  
Primary MDR TB  
United States, 1993-2003

[Download Slide #20 .gif](#)



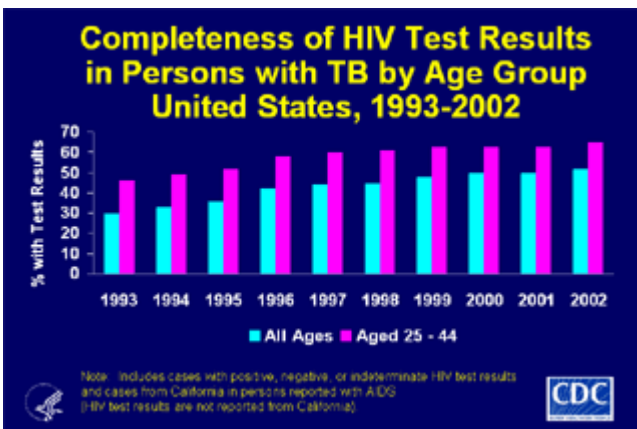
**Slide #21**  
Primary Isoniazid Resistance in U.S.-born  
vs. Foreign-born Persons  
United States, 1993-2003

[Download Slide #21 .gif](#)

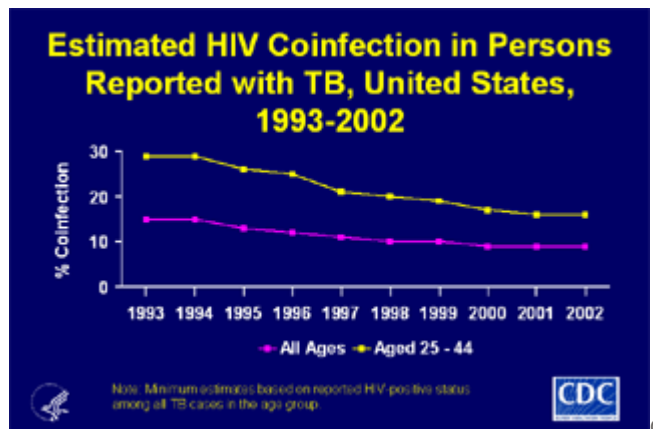


**Slide #22**  
Primary MDR TB in U.S.-born vs. Foreign-born  
Persons, United States, 1993-2003

[Download Slide #22 .gif](#)



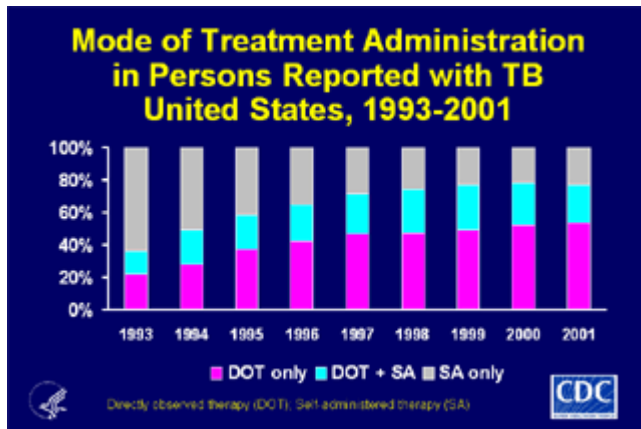
**Slide #23**  
Completeness of HIV Test Results in Persons  
with TB by Age Group



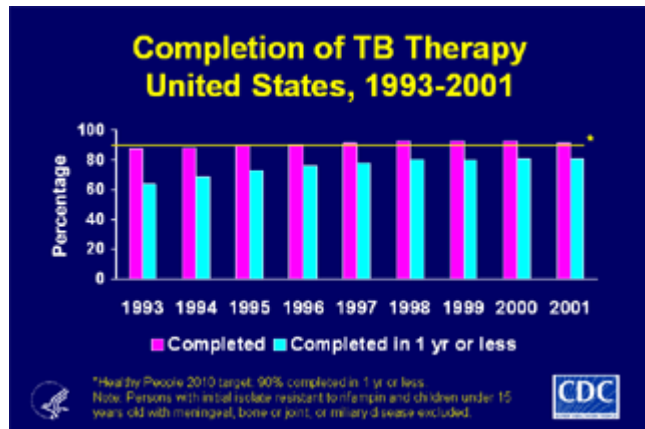
**Slide #24**  
Estimated HIV Coinfection in Persons Reported

United States, 1993-2002

with TB, United States, 1993-2002

[Download Slide #23 .gif](#)[Download Slide #24 .gif](#)**Slide #25**

Mode of Treatment Administration in Persons Reported with TB, United States, 1993-2001

[Download Slide #25 .gif](#)**Slide #26**

Completion of TB Therapy United States, 1993-2001

[Download Slide #26 .gif](#)[Back to Top of Page](#)

You will need Adobe Acrobat™ Reader v3.0 or higher to read pages that are in PDF format. [Download the Adobe Acrobat™ Reader.](#)

If you have difficulty accessing any material on the DTBE Web site because of a disability, please contact us in writing or via telephone and we will work with you to make the information available.

**Division of Tuberculosis Elimination**  
 Attn: Content Manager, DTBE Web site  
 Centers for Disease Control and Prevention  
 1600 Clifton Rd., NE Mailstop E-10  
 Atlanta, GA 30333  
 (404) 639-8135  
 E-mail: [tbinfo@cdc.gov](mailto:tbinfo@cdc.gov)

[Home](#) | [Site Map](#) | [Contact Us](#)  
[Accessibility](#) | [Privacy Policy Notice](#) | [FOIA](#)  
[CDC Home](#) | [Search](#) | [Health Topics A-Z](#)

[Centers for Disease Control & Prevention](#)  
[National Center for HIV, STD, and TB Prevention](#)  
[Division of Tuberculosis Elimination](#)

Please send comments/suggestions/requests to: [CDCCINFO@cdc.gov](mailto:CDCCINFO@cdc.gov)