

BUGS: PICTORIAL KEY TO SOME SPECIES THAT MAY BITE MAN

Harry D. Pratt and Chester J. Stojanovich

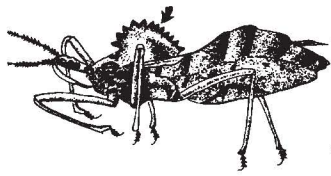
wings usually well-developed; body elongate-oval

wings reduced; body broadly-oval

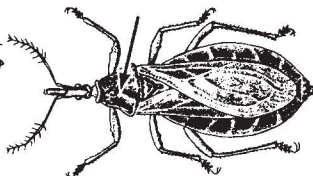
ASSASSIN AND KISSING BUGS-FAMILY REDUVIIDAE

thorax with cog-wheel crest

thorax without crest



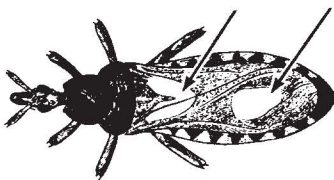
WHEEL BUG
Arius cristatus



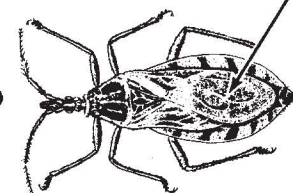
CORSAIR
Rasahus biguttatus

fore-wing with 2 yellow spots

fore-wing dark in U. S. species



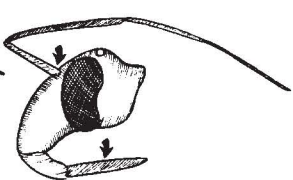
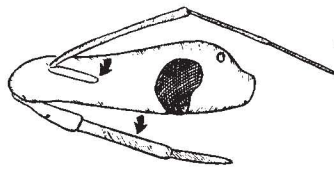
KISSING BUG
Triatoma spp



MASKED HUNTER
Reduvius personatus

antenna inserted midway between eye and tip of head; beak slender, straight


antenna inserted near eye; beak stout, curved



BED BUGS-FAMILY CIMICIDAE

middle coxae nearly touching
beak reaching 2nd coxa

middle coxae widely separated
beak not reaching 2nd coxa



POULTRY BUG
Haematosiphon inodorus



BARN SWALLOW BUG
Oeciacus vicarius



3rd and 4th antennal segments equal

4th antennal segment shorter than 3rd



fringe hairs on pronotum longer than, or equal to, width of eye

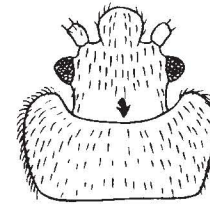
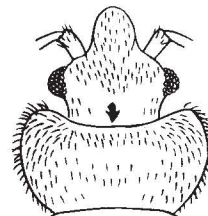
fringe hairs on pronotum shorter than width of eye



BAT BUGS
Cimex adjunctus E. N. AM.
Cimex pilosellus W. N. AM.

pronotum with anterior margin moderately excavated

pronotum with anterior margin deeply excavated




TROPICAL BED BUG
Cimex hemipterus
SO. U.S. & TROPICS

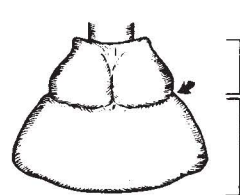
BED BUG
Cimex lectularius
TEMPERATE AREAS

pronotum constricted behind middle

pronotum constricted before middle



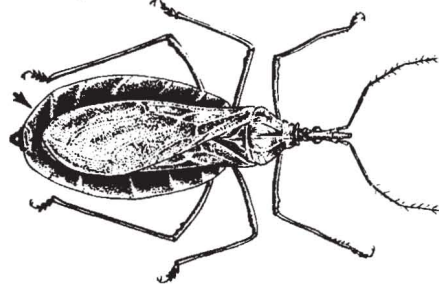
BLACK BUG
Melanolestes picipes



KISSING BUGS: PICTORIAL KEY TO SOME COMMON SPECIES IN THE UNITED STATES

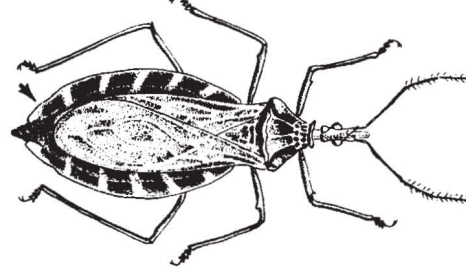
Harold George Scott and Margery R. Borom

about 1-1/4 inch long; connexivum pale



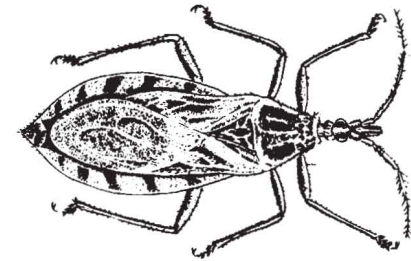
Triatoma recurva

about 1-1/8 inch long; connexivum yellow banded

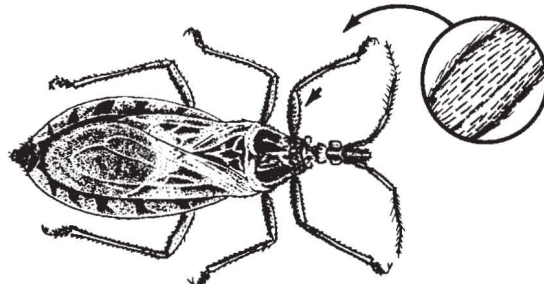


Triatoma gerstaeckeri

less than 1 inch long

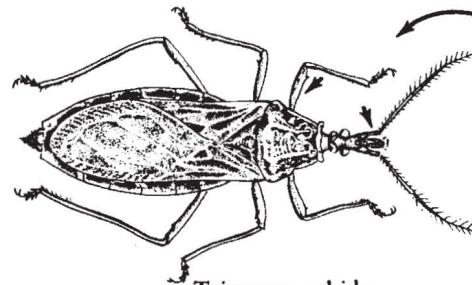


first femur with thick hair



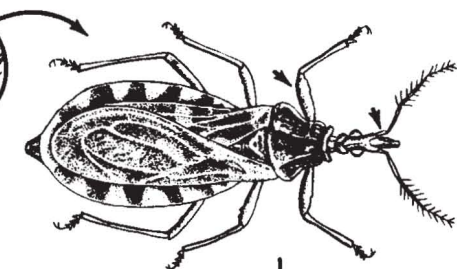
Triatoma lecticularius

first antennal segment long



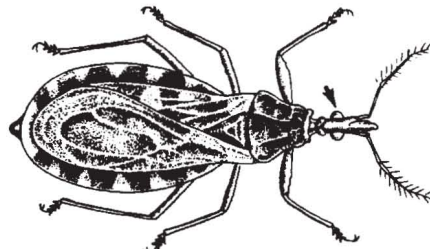
Triatoma rubida

first femur with sparse hair



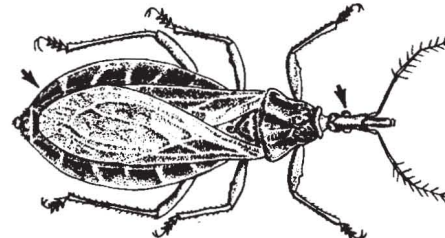
first antennal segment short

eyes large



Triatoma sanguisuga

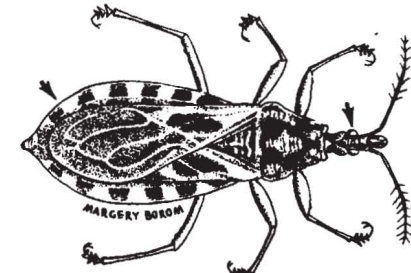
connexivum brown, pale banded or not



Triatoma protracta

eyes small

connexivum yellow banded



Triatoma neotomae